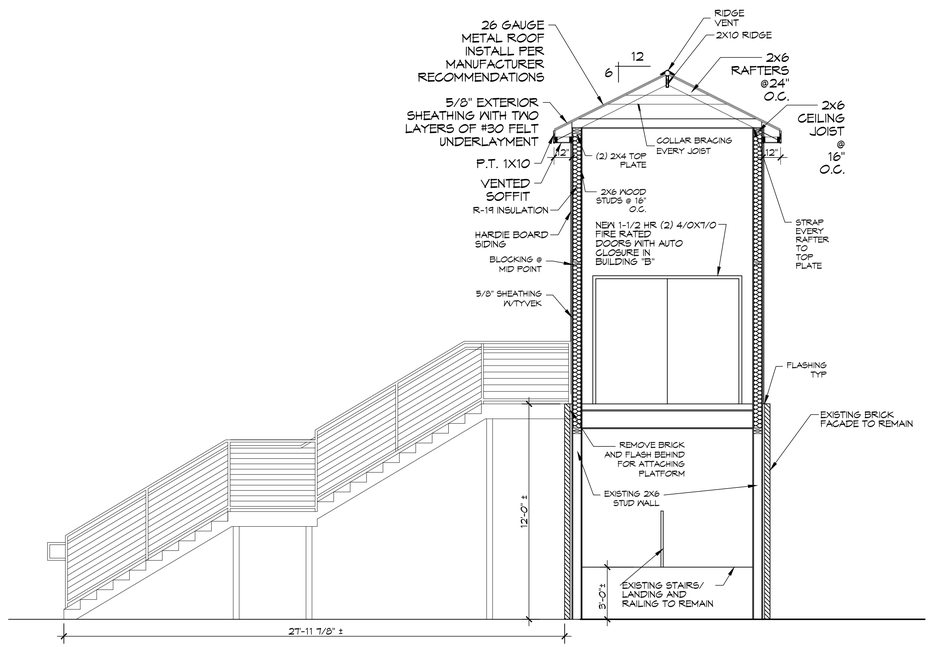

A SECTION
SCALE: 1/4" =1'-0"

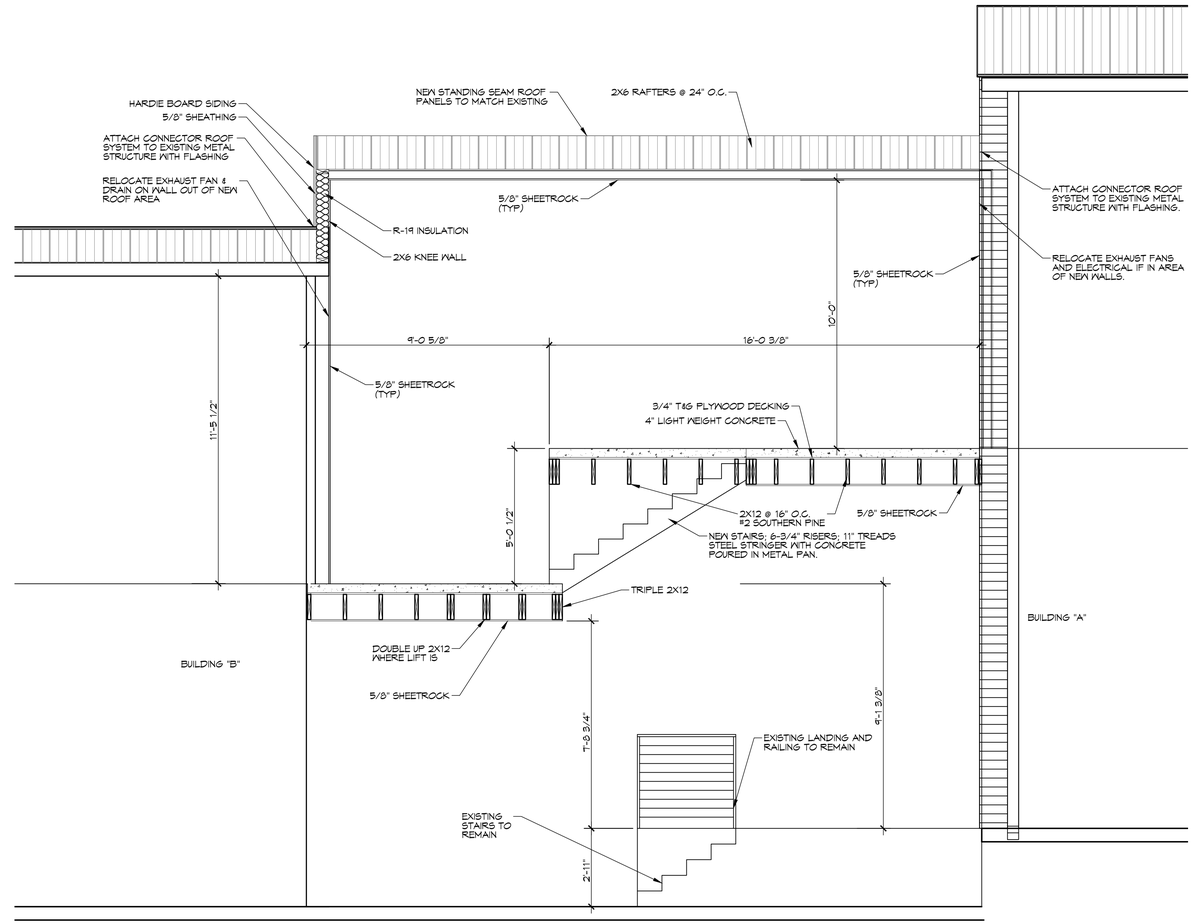

B SECTION OF CONNECTOR BLDG A - B
SCALE: 3/8"=1'-0"

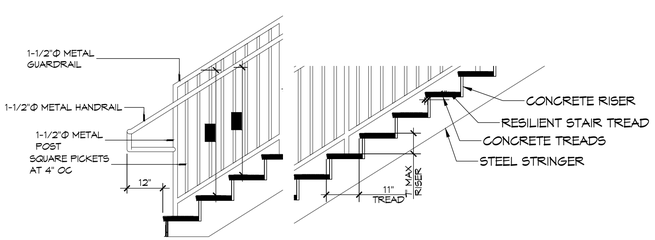

6 DETAIL
SCALE: 1/2"= 1'-0" STAIR GUARDRAIL

7 DETAIL
SCALE: 1/2"= 1'-0" TYPICAL STAIR TREAD/RISER

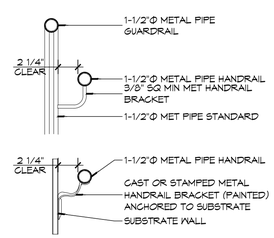

8 DETAIL
SCALE: 1-1/2"= 1'-0" WALL ATTACHEMENT

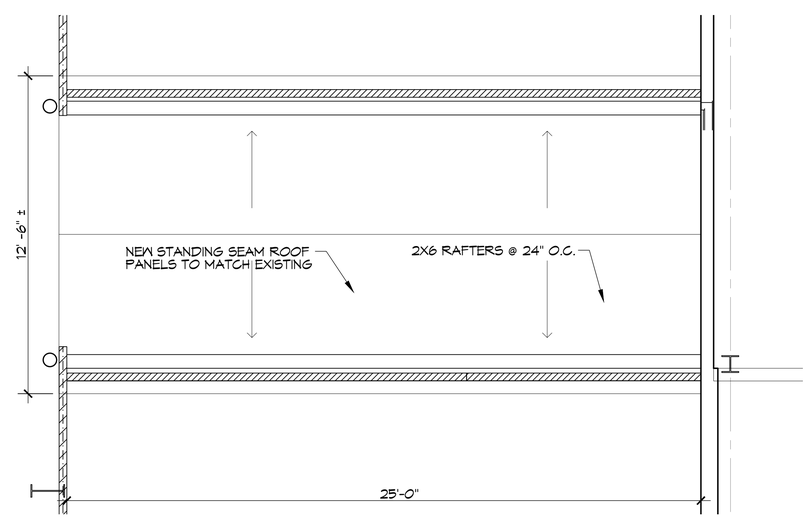

9 CONNNECTOR ROOF PLAN BLDG A - B
SCALE: 1/4" =1'-0"

DAMMON ENGINEERING, INC.
LOUISIANA & MISSISSIPPI
www.dammonengineering.com
info@dammonengineering.com
PH: 985.649.5832
Chief Engineer: Brian Mistich, PE
554 Old Spanish Trail
Slidell, LA 70458

#	DESCRIPTION	DATE
	REVISIONS	

SEAL:

STAIR ADDITION
CROSSGATES ATHLETIC CLUB
200 NORTH MILITARY ROAD
SLIDELL, LA.

JOB No:	2323	DATE:	08-08-24
DRAWN BY:	JTL	CHECKED BY:	CAD

THE SEAL AND/OR SIGNATURE ON THIS DRAWING AND ANY OTHER DOCUMENT ASSOCIATED WITH THIS PROJECT WHICH BEARS THE SEAL AND/OR SIGNATURE OF THE PERSON WHOSE NAME IS SUBSCRIBED THERETO, IS A CERTIFICATION BY THE UNDERSIGNED THAT SUCH PERSON HAS PREPARED OR SUPERVISED THE PREPARATION OF THE DOCUMENT, AND THAT, TO THE BEST OF HIS/HER KNOWLEDGE, INFORMATION AND BELIEF, THE DOCUMENT IS TRUE AND CORRECT AT THE TIME AND DATE OF SUCH SEAL AND/OR SIGNATURE.

SHEET TITLE:
BLDG A - B CONNECTOR SECTIONS AND ROOF PLAN

DRAWING NUMBER:
A102

SHEET No: 5 of 8