

CROSS GATES FAMILY FITNESS

200 N MILITARY ROAD,
SLIDELL, LOUISIANA 70461

INTERIOR FITOUT

ISSUED FOR DESIGN DEVELOPMENT



Project
CROSS GATES FAMILY FITNESS
200 N MILITARY ROAD,
SLIDELL, LA 70461

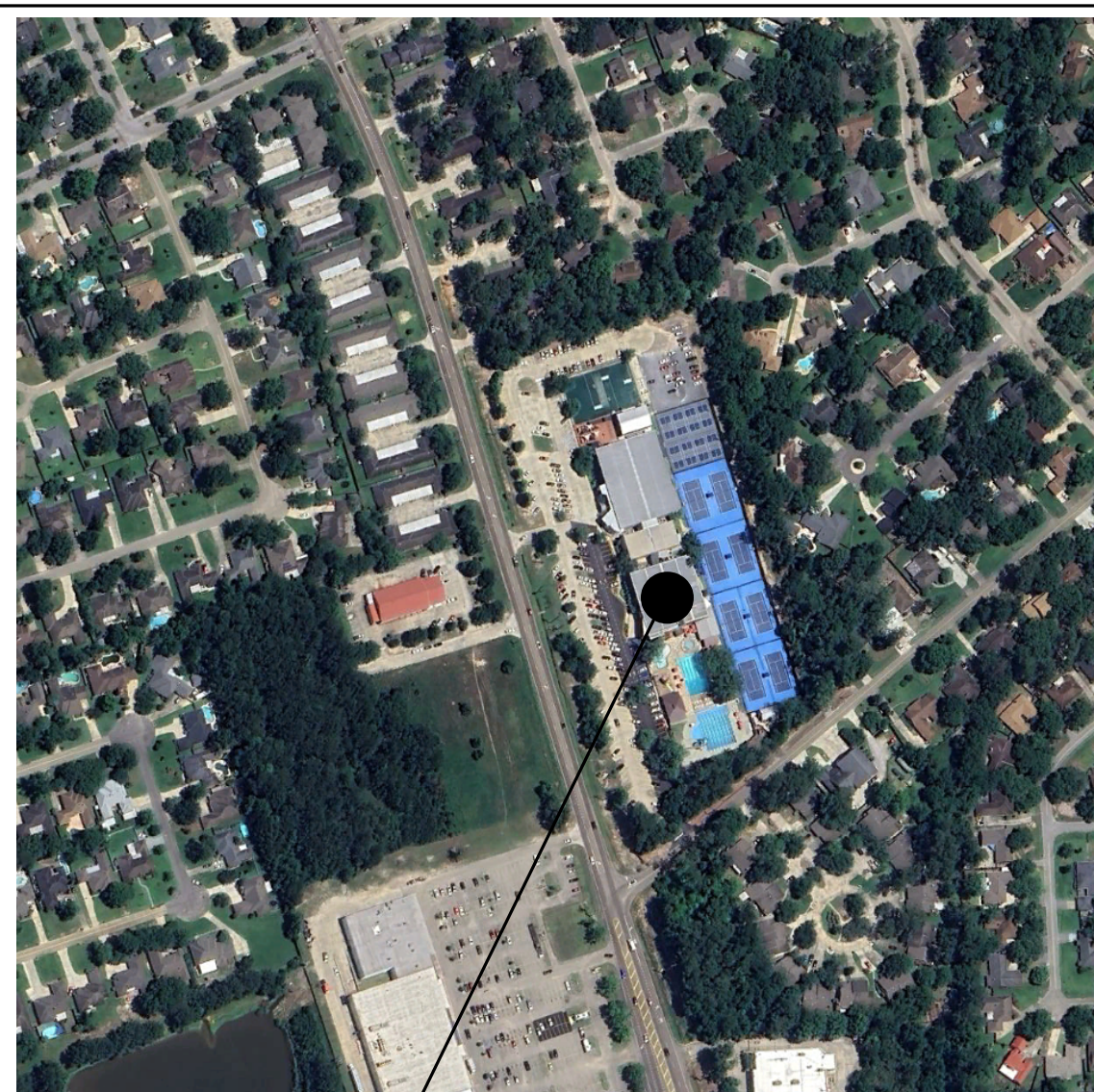
Project No:
24-03-01



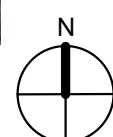
FABIANO DESIGNS INTERNATIONAL
6 SOUTH FULLERTON AVENUE
MONTCLAIR, NJ 07042 USA
973-746-5100
WWW.FABIANODESIGNS.COM

Copyright © 2024 - FABIANO DESIGNS
No Reselling Or Reproductions Without
Written Permission from FABIANO DESIGNS

VICINITY MAP



SITE



SCOPE OF WORK

INTERIOR FIT OUT OF AN EXISTING LOCKER ROOM AND SPA RENOVATION.
SCOPE OF WORK AREA: 3,560 SF

DRAWING COORDINATION

"THIS SET OF DOCUMENTS IS INTENDED TO BE REVIEWED AS A WHOLE AND IN ITS ENTIRETY. IT IS NOT SPECIFICALLY FOCUSED ON SUBCONTRACTOR PAGES, BUT RATHER, THE GENERAL CONTRACTOR (GC) IS EXPECTED TO THOROUGHLY REVIEW ALL PLANS TO UNDERSTAND AND ACCOUNT FOR THE OVERALL DESIGN INTENT.

IF ANY DETAIL IS SHOWN IN THE ARCHITECTURAL DRAWINGS BUT OMITTED OR INCORRECT IN THE CONSULTANT DRAWINGS, OR IF THERE IS CONFLICTING INFORMATION BETWEEN THE DRAWINGS, AN RFI (REQUEST FOR INFORMATION) SHOULD BE SUBMITTED DURING THE BIDDING PROCESS FOR RESOLUTION. IF NO RFI IS SENT, THEN IT IS ASSUMED THAT THE GC HAS INCLUDED THE ASSEMBLY OR ITEM IN THEIR SCOPE OF WORK.

FURTHERMORE, IF A REQUIREMENT IS INDICATED ANYWHERE IN THE PLANS, IT IS THE RESPONSIBILITY OF THE GC TO PROVIDE IT, REGARDLESS OF WHERE THE INFORMATION IS LOCATED. SIMILARLY, WHEN A COMPONENT OR ASSEMBLY IS INDICATED, THE INTENT OF THESE DOCUMENTS IS THAT ALL RELATED PARTS OF THE SPECIFIED ASSEMBLY OR ITEM MUST BE INCLUDED TO ENSURE A COMPLETE, FUNCTIONAL SYSTEM AS DESIGNED, EVEN IF NOT EVERY COMPONENT IS EXPLICITLY LISTED."

PROJECT DIRECTORY

OWNER

CROSS GATES FAMILY FITNESS
200 N. MILITARY RD.
SLIDELL, LA 70461
TEL: 985.643.3500
CONTACT: LARRY WELCH
E-MAIL: LARRY@CROSSGATESCLUB.COM

ARCHITECT

FABIANO ARCHITECTS
6 S. FULLERTON AVE.
MONTCLAIR, NJ 07042
TEL: 973.746.5100
CONTACT: YOUNSEO PARK, RA
EMAIL: YOUNSEO@FABIANODESIGNS.COM

SHEET LIST

SHEET NUMBER	SHEET NAME	10-04-2024 ISSUED FOR DESIGN DEVELOPMENT
00 COVER		
T100	TITLE SHEET	●
T120	3D RENDERINGS	●
02 GENERAL PROJECT PARAMETERS		
G070	GENERAL NOTES AND DRAWING ANNOTATIONS	●
03 SCHEDULES		
A001	PARTITION TYPES	●
A002	PARTITION DETAILS	●
A003	DOOR, FRAME TYPES, DETAILS, HARDWARE SCHEDULE AND GLAZING SCHEDULE	●
A020	PLUMBING FIXTURE AND TOILET ACCESSORY	●
04 DEMOLITION		
AD101	DEMOLITION PLAN	●
AD201	DEMOLITION REFLECTED CEILING PLAN	●
05 ARCHITECTURAL PLANS		
A110	CONSTRUCTION PLAN	●
A130	CONSTRUCTION PLAN - KEY NOTES	●
A201	REFLECTED CEILING PLAN	●
07 BUILDING SECTIONS AND ELEVATIONS		
A501	INTERIOR ELEVATIONS	●
A502	INTERIOR ELEVATIONS	●
A503	INTERIOR ELEVATIONS	●
08 FINISH SCHEDULE AND PLANS		
A600	FINISH AND MATERIAL SCHEDULE	●
A601	FINISH FLOOR PLAN	●
A670	TRANSITION DETAILS	●

KEY PLAN



No.	Date	Description
10/04/2024	ISSUED FOR DESIGN DEVELOPMENT	

MECHANICAL / ELECTRICAL / PLUMBING
TO BE FILED SEPERATELY AS DESIGN/BUILD.

Sheet Title:

TITLE SHEET

ORIGINAL DRAWINGS IS 34X22
DO NOT SCALE CONTENTS OF THIS DRAWINGS

Sheet Number:

T100

Page Number: of

F

E

D

C

B

A

1

2

3

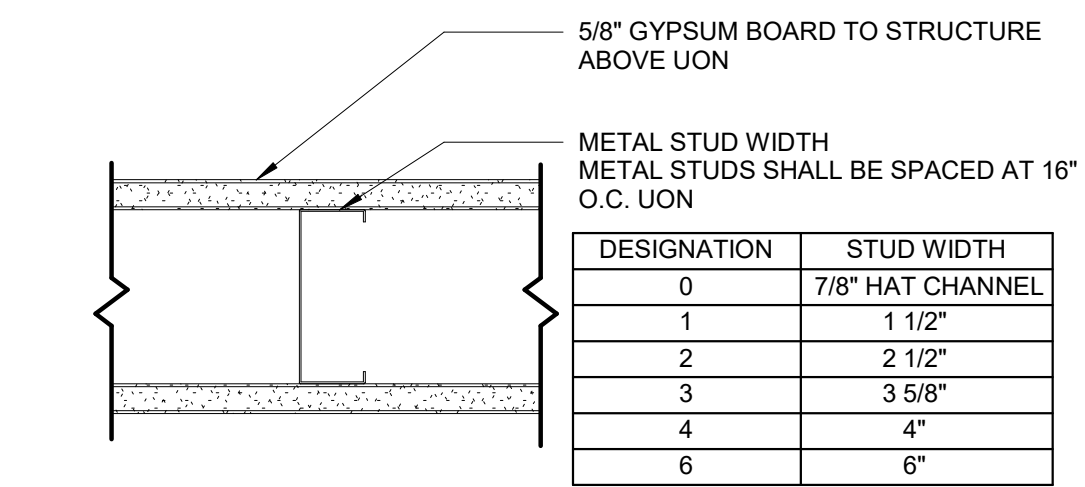
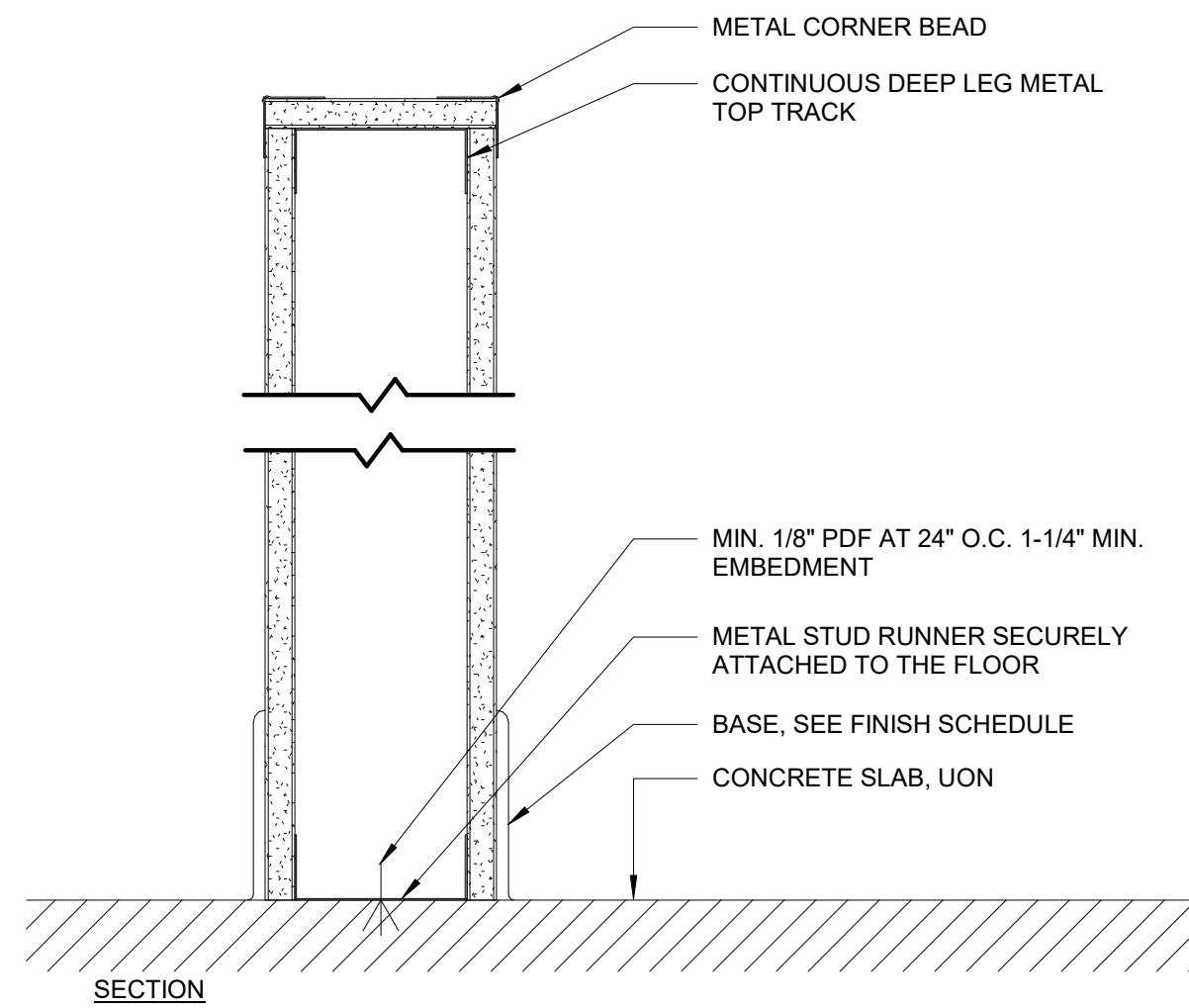
4

5

6

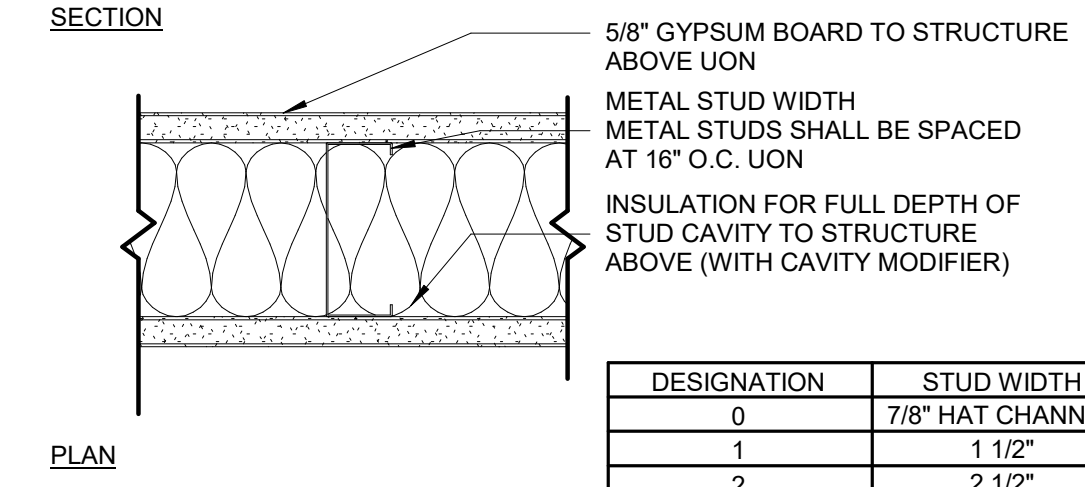
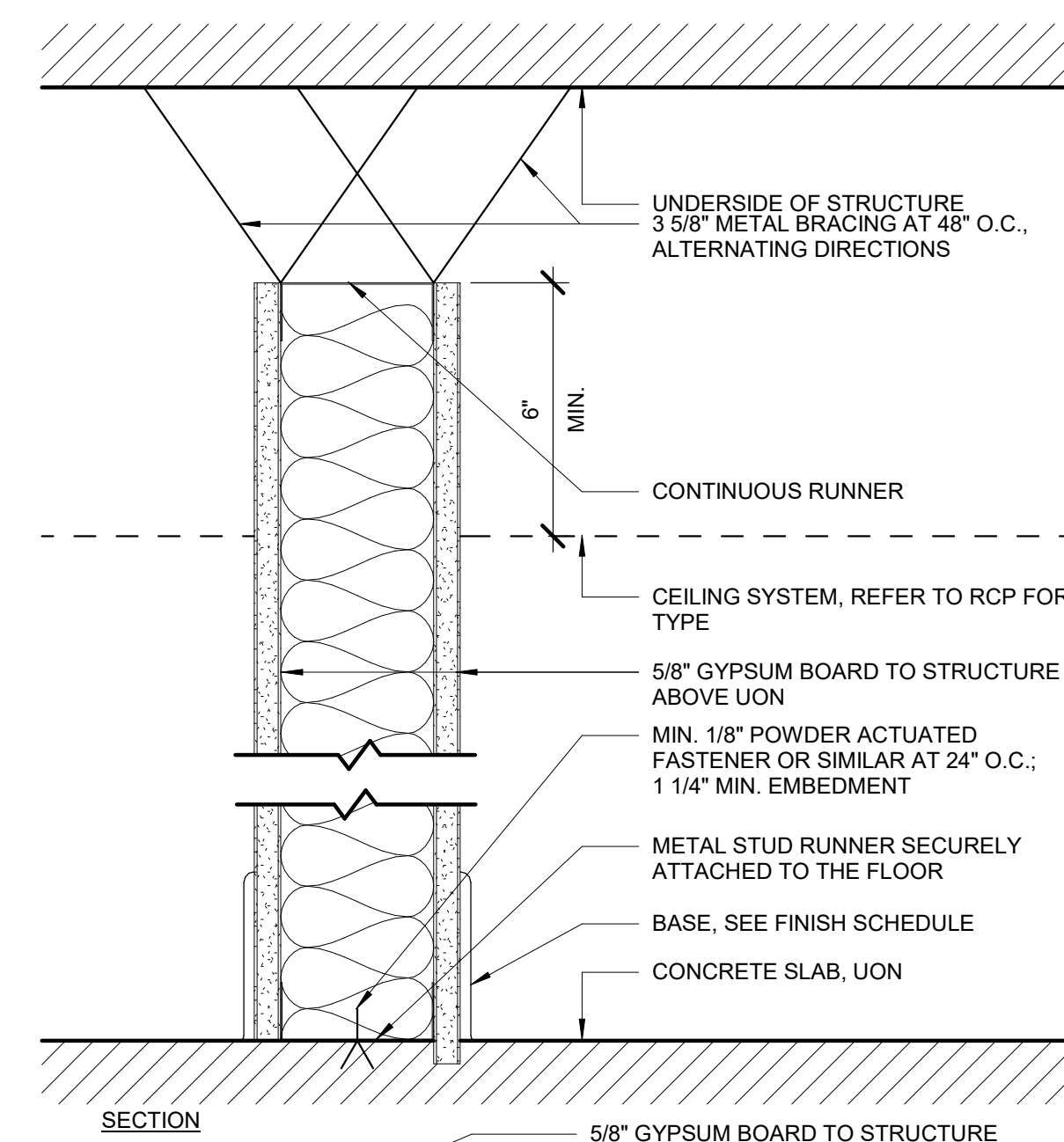
7

8



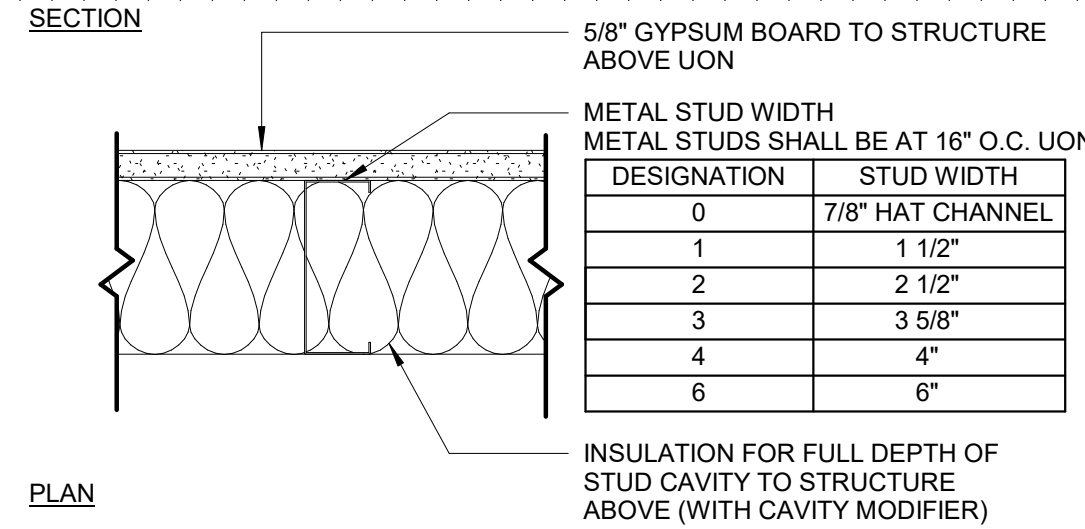
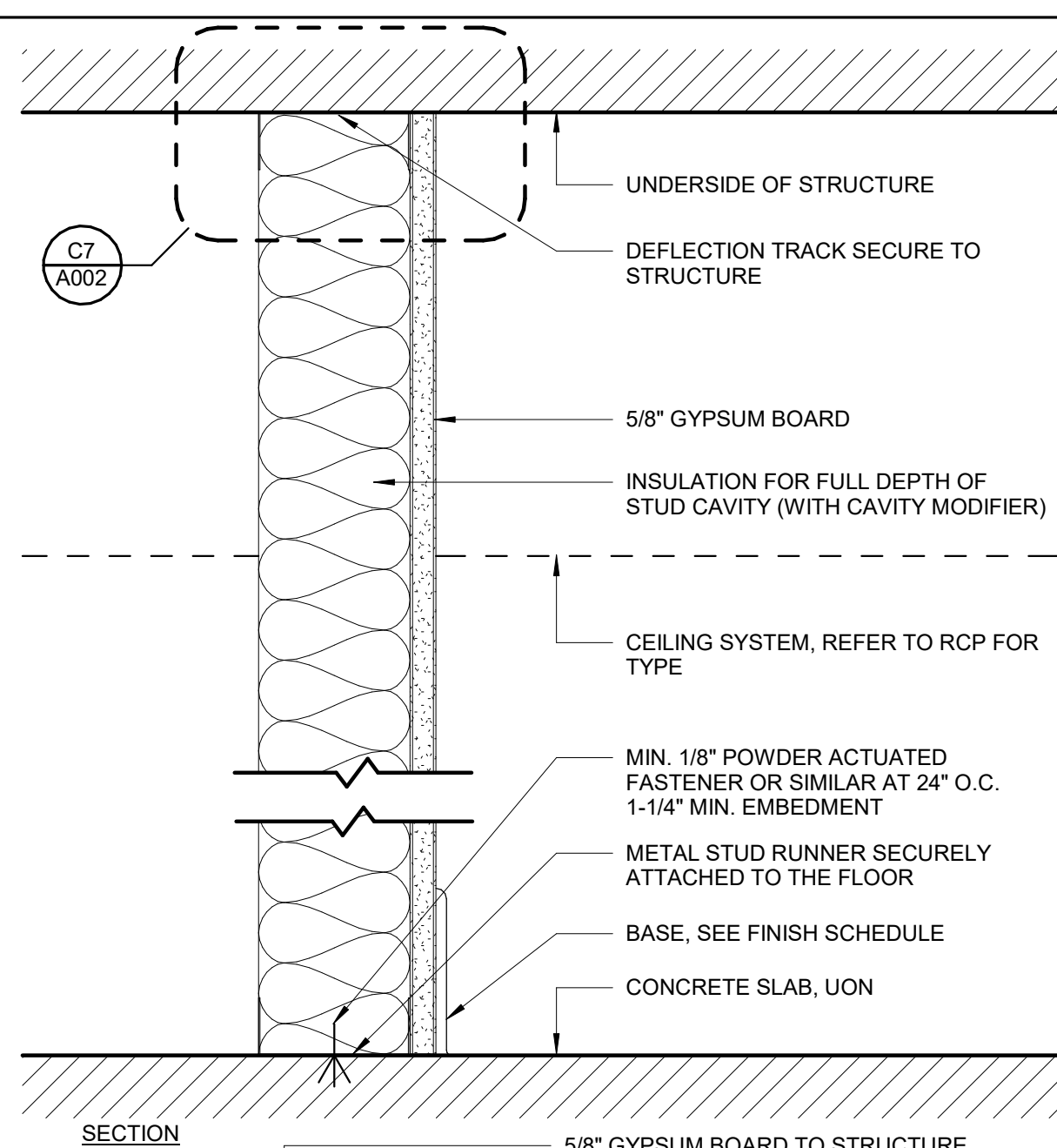
DESIGNATION	STUD WIDTH
0	7/8\" HAT CHANNEL
1	1 1/2"
2	2 1/2"
3	3 5/8"
4	4"
6	6"

D5 PARTITION 'E' - PARTIAL HEIGHT STUD WALL
SCALE 3"=1'-0"



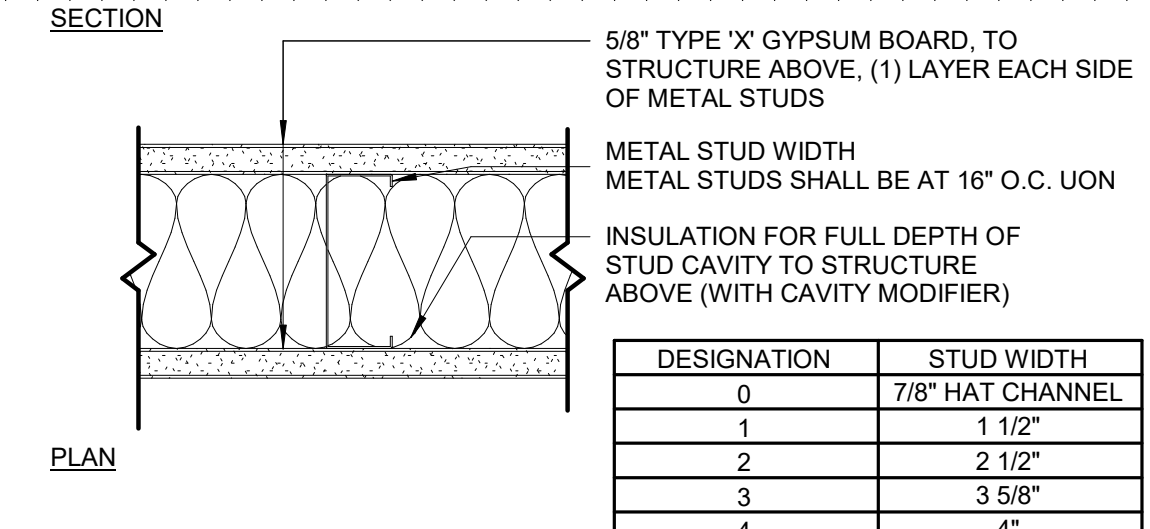
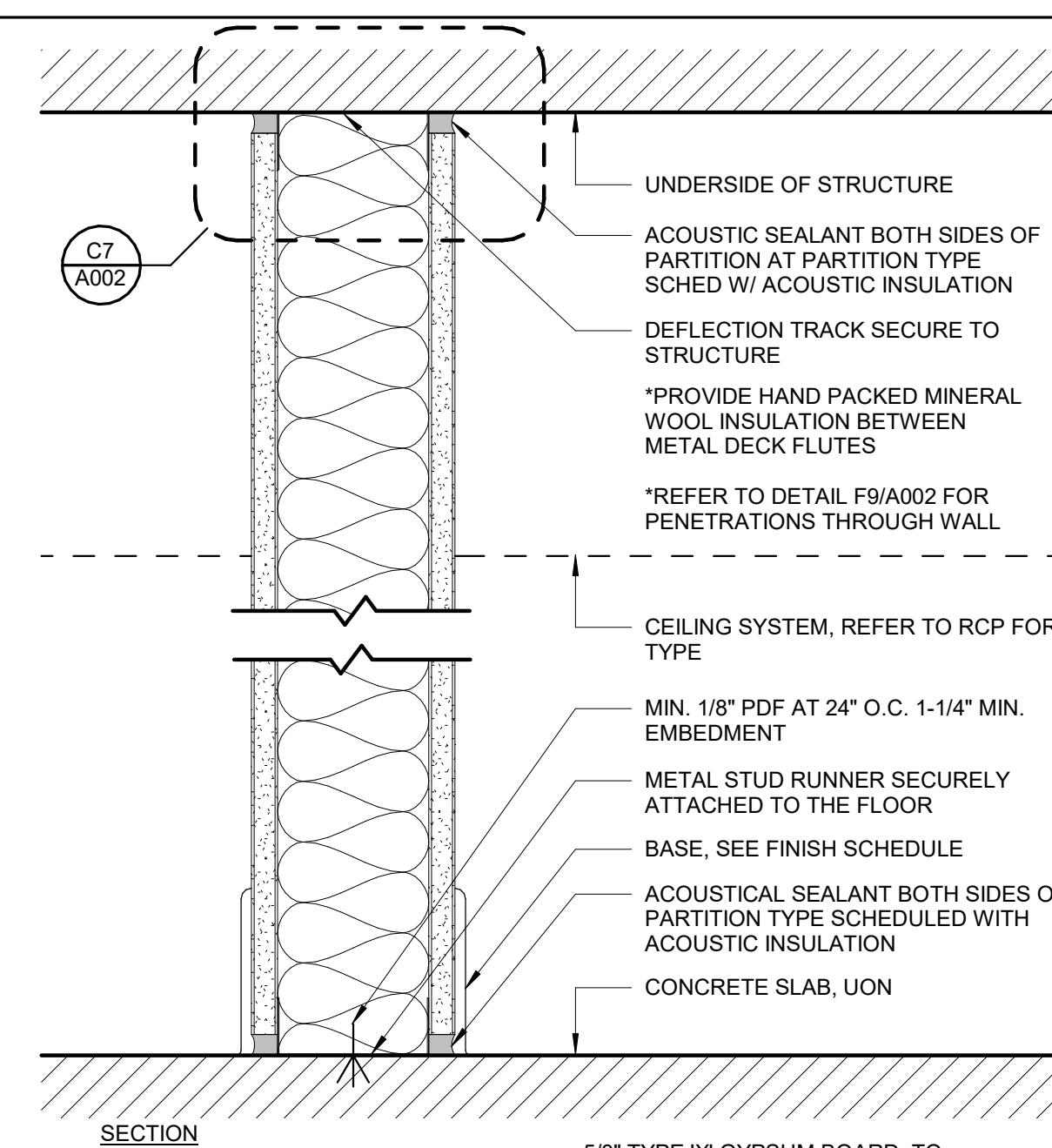
DESIGNATION	STUD WIDTH
0	7/8\" HAT CHANNEL
1	1 1/2"
2	2 1/2"
3	3 5/8"
4	4"
6	6"

D7 PARTITION 'B' - PARTIAL HEIGHT STUD WALL
SCALE 3"=1'-0"



DESIGNATION	STUD WIDTH
0	7/8\" HAT CHANNEL
1	1 1/2"
2	2 1/2"
3	3 5/8"
4	4"
6	6"

A5 PARTITION 'D' - CHASE
SCALE 3"=1'-0"



DESIGNATION	STUD WIDTH
0	7/8\" HAT CHANNEL
1	1 1/2"
2	2 1/2"
3	3 5/8"
4	4"
6	6"

A7 PARTITION 'A' - STUD WALL
SCALE 3"=1'-0"



Project
CROSS GATES FAMILY FITNESS
200 N MILITARY ROAD,
SLIDELL, LA 70461

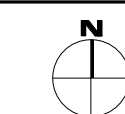
Project No:
24-03-01



FABIANO DESIGNS INTERNATIONAL
6 SOUTH FULLERTON AVENUE
MONTCLAIR, NJ 07042 USA
973-746-5100
WWW.FABIANODESIGNS.COM

Copyright © 2024 - FABIANO DESIGNS
No Resealing Or Reproductions Without
Written Permission from FABIANO DESIGNS

KEY PLAN



No. Date Description

10/04/2024 ISSUED FOR DESIGN DEVELOPMENT

Sheet Title:

PARTITION TYPES

ORIGINAL DRAWINGS IS 34X22.
DO NOT SCALE CONTENTS OF THIS DRAWINGS

Sheet Number:

A001

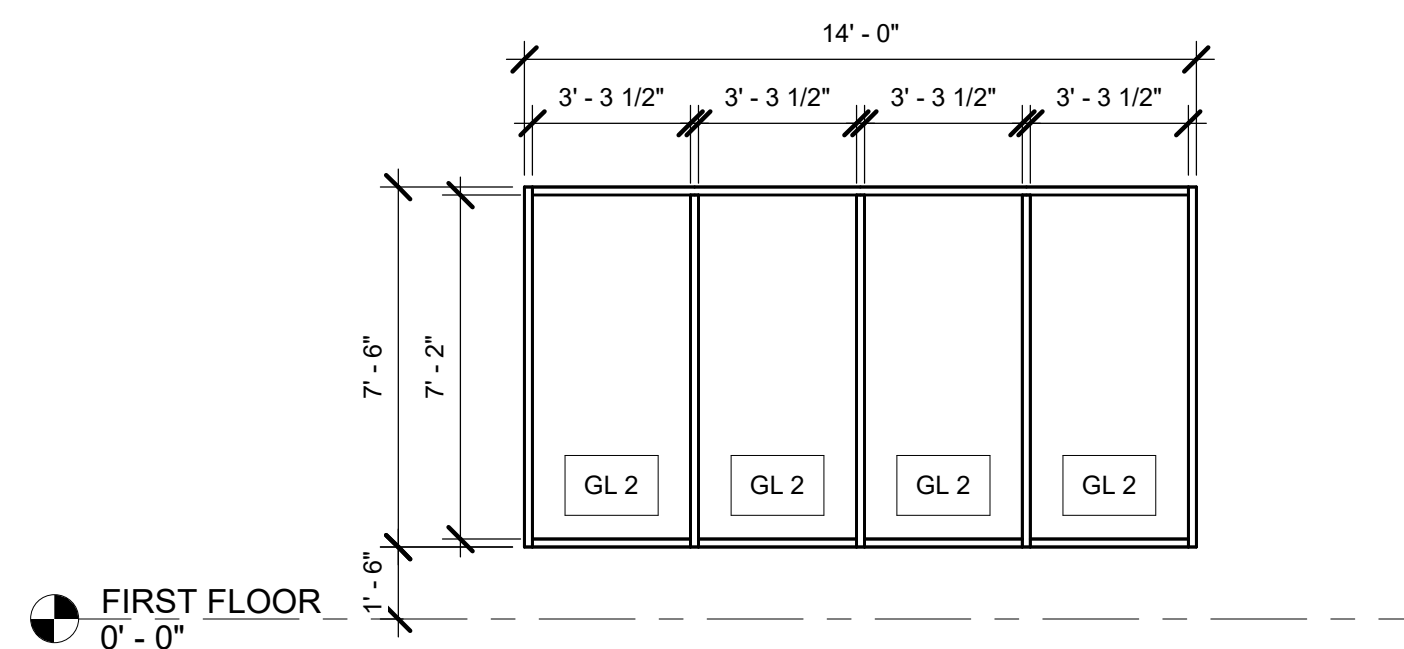
Page Number: of

DOOR SCHEDULE

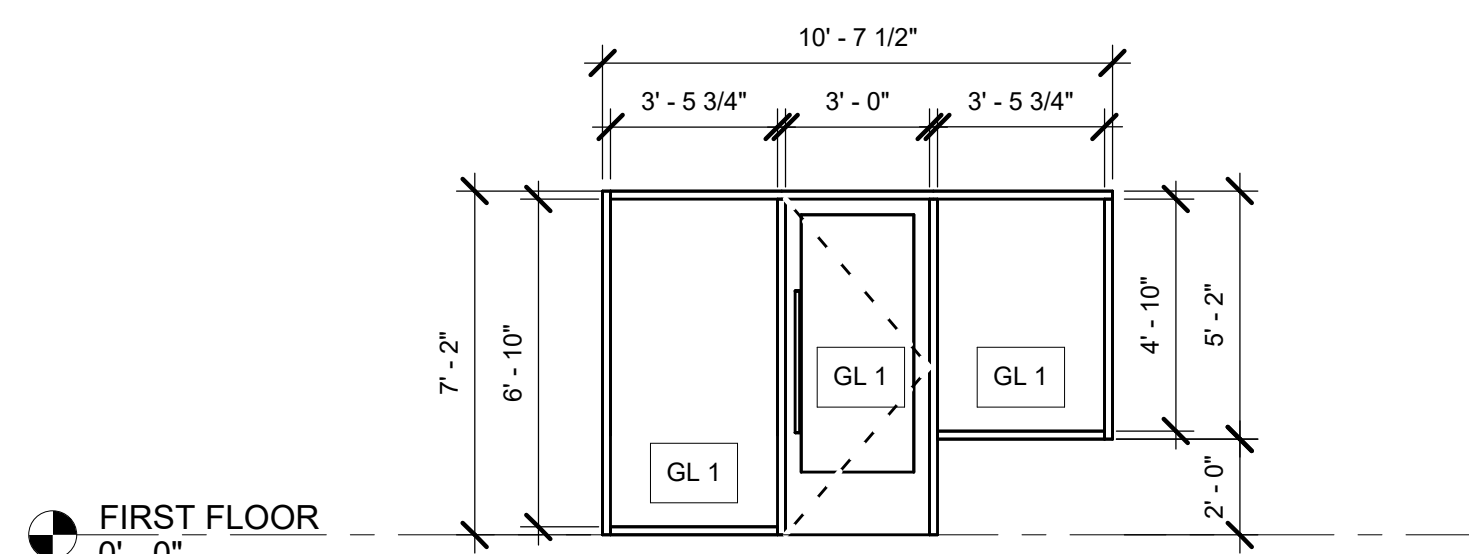
DOOR NO.	ROOM NAME	DOOR						FRAME					HDWR SET	RATING	COMMENTS
		TYPE	MATL	FIN	W	H	T	TYPE	MATL	FIN	HEAD	JAMB			
101	WOMEN'S LOCKER ROOM	D1	WD	P-1	3' - 0"	8' - 0"	0' - 1 3/4"	F1	HM	P-1	H1	J1			
103	SHOWERS	EXTG		P-1	-	-	-			P-1					EXISTING DOOR
104	SAUNA	D2	WD/GL		3' - 0"	7' - 0"	0' - 1 3/4"	F1	WD	P-1	H1	J1			DOOR PROVIDED BY SAUNA MANUFACTURER
105	CHANGING ROOM	D3	WD	P-1	2' - 8"	8' - 0"	0' - 1 3/4"	F1	HM	P-1	H2	J2			
106	CHANGING ROOM	D3	WD	P-1	3' - 0"	8' - 0"	0' - 1 3/4"	F1	HM	P-1	H2	J2			
107	SAUNA	D2	WD/GL		3' - 0"	7' - 0"	0' - 1 3/4"								WOOD STOREFRONT; DOOR PROVIDED BY SAUNA MANUFACTURER
109	POOL DECK	EXTG		P-2	-	-	-			P-2					EXISTING DOOR
111	MEN'S LOCKER ROOM	D1	WD	P-1	3' - 0"	8' - 0"	0' - 1 3/4"	F1	HM	P-1	H1	J1			
112	SHOWERS	EXTG		P-1	-	-	-			P-1					EXISTING DOOR

STOREFRONT ELEVATIONS

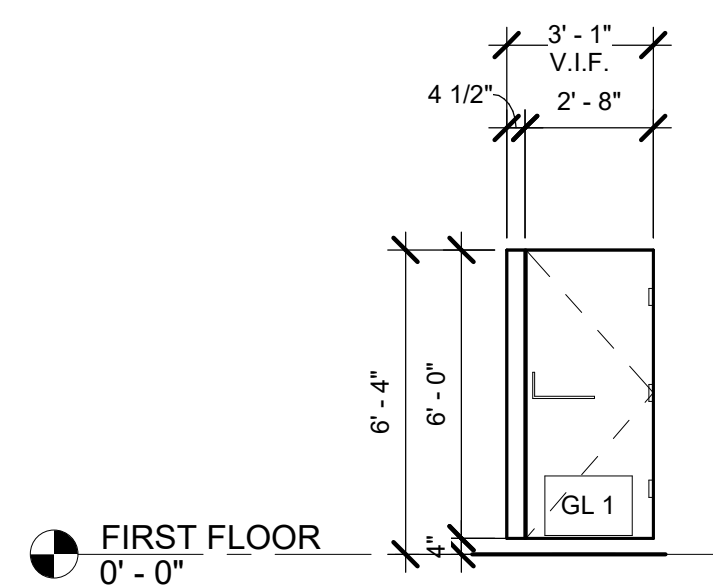
SCALE 1/4"=1'-0"



SF01 108 POOL DECK



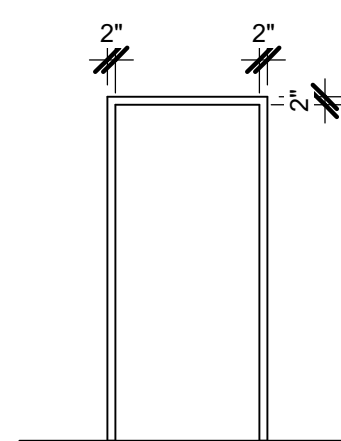
SF02 107 SAUNA



SF03 103 SHOWERS & 112 SHOWERS (9EA)

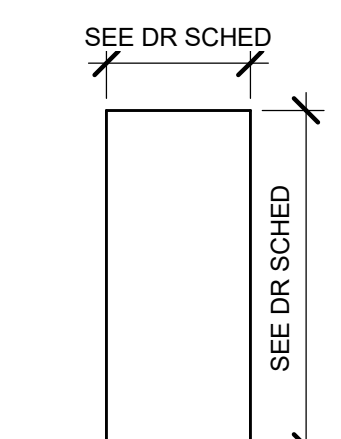
FRAME TYPES

SCALE 1/4"=1'-0"

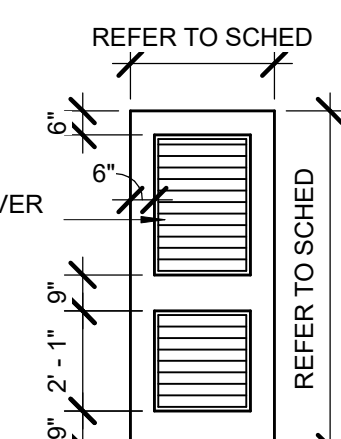


DOOR TYPES

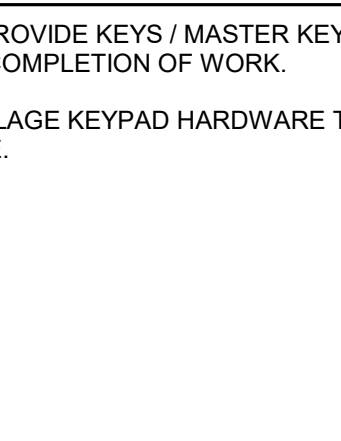
SCALE 1/4"=1'-0"



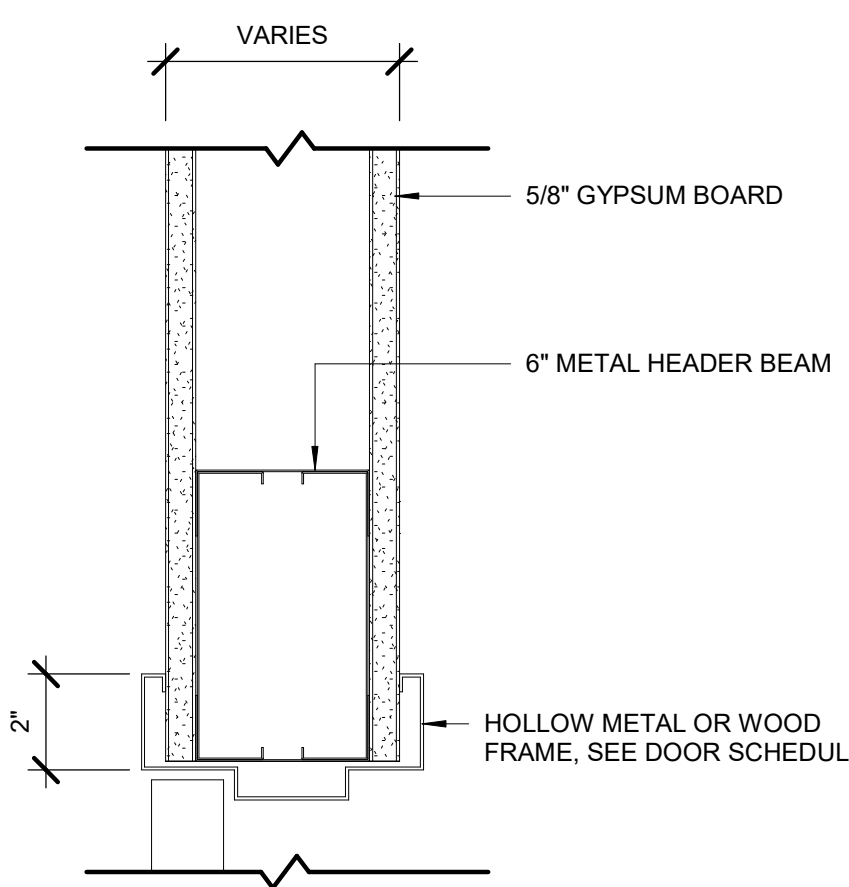
D1



D2

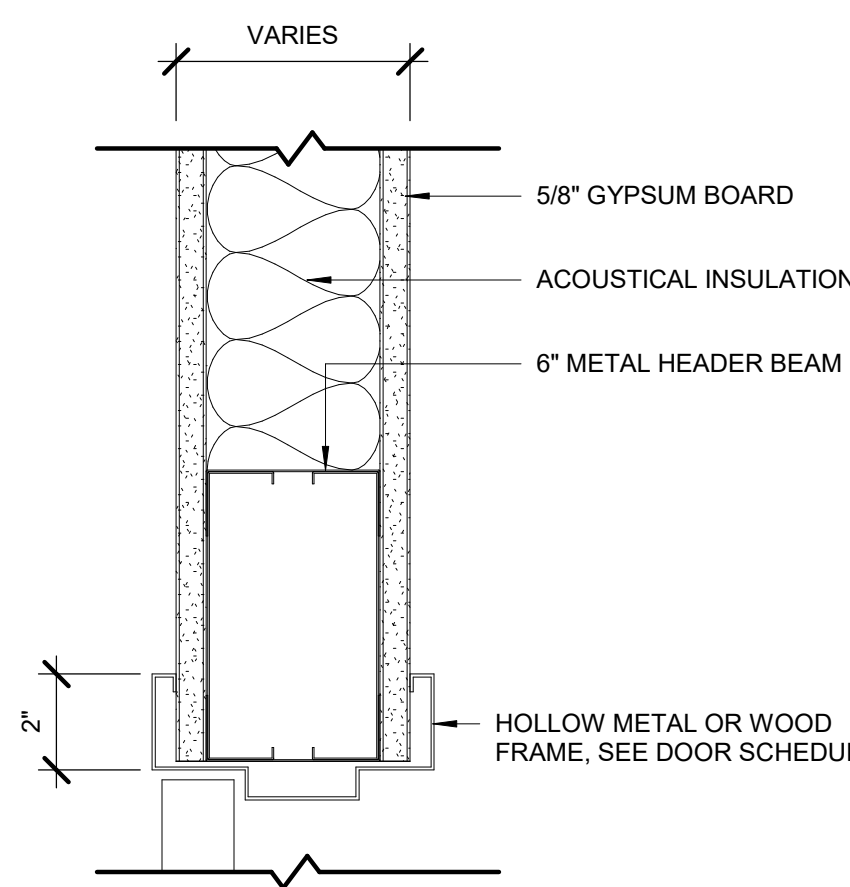


D3



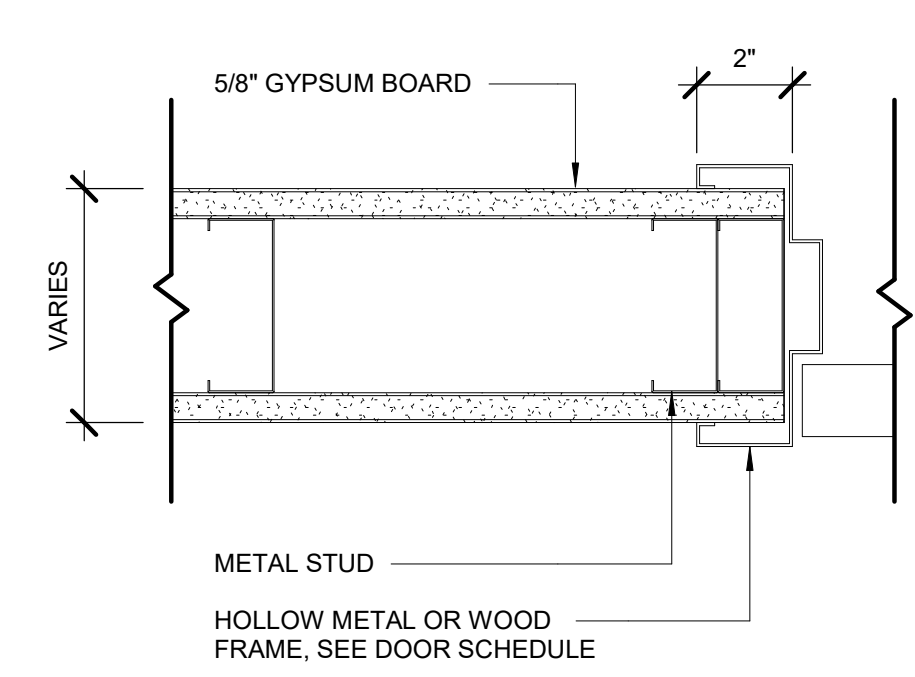
D1

HEAD DETAIL - H2
SCALE 3/4"=1'-0"



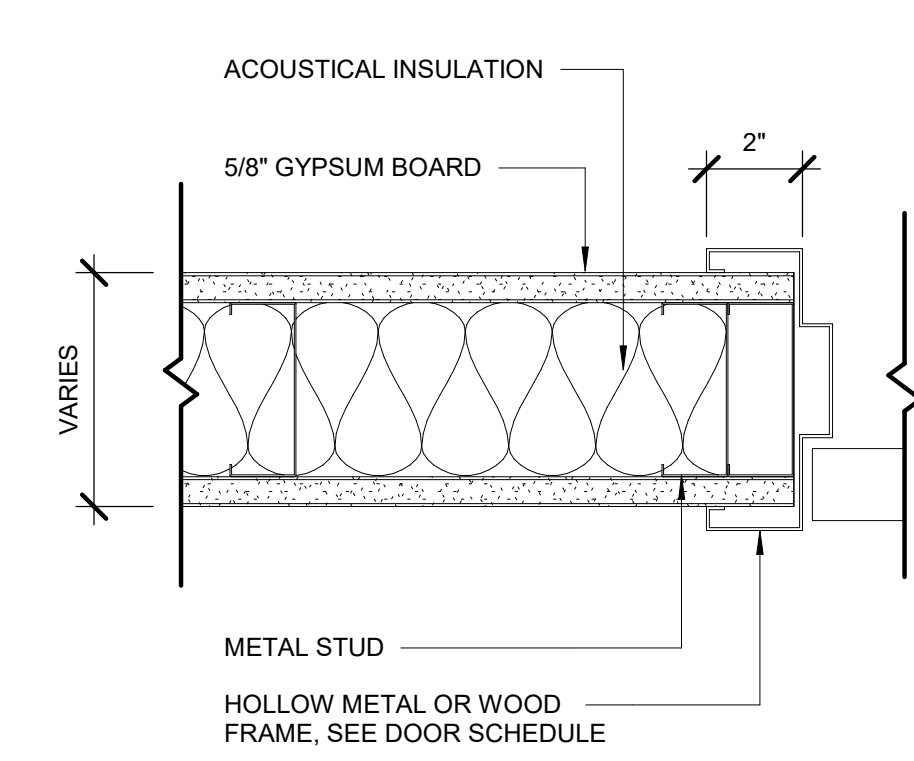
D3

HEAD DETAIL - H1
SCALE 3/4"=1'-0"



B1

JAMB DETAIL - J2
SCALE 3/4"=1'-0"



B3

JAMB DETAIL - J1
SCALE 3/4"=1'-0"

LEGEND

DOOR SCHEDULE FINISHES	
↗	INTERIOR
↘	DOOR FINISH
↖	EXTERIOR
GL 1	TEMPERED GLASS AT INTERIOR LOCATION
GL 2	1/4" TEMPERED DOUBLE GLAZING WITH AIRSPACE FOR EXTERIOR

NOTES

1. SEE G070 FOR GENERAL NOTES.
2. DOOR FIRE RATINGS INDICATED IN HOUR.
3. CONTRACTOR TO VERIFY PARTITION WIDTHS FOR ALL NEW DOOR FRAMES.
4. REFER TO SPECIFICATION BOOK FOR DOOR HARDWARE SCHEDULE.
5. UNLESS OTHERWISE NOTED, PAINTED DOORS AND FRAMES TO HAVE ADJACENT WALL COLOR APPLIED.
6. UNLESS OTHERWISE NOTED, ALL WOOD DOORS TO BE FACTORY STAINED WITH CLEAR SATIN FINISH.
7. PROVIDE SILENCERS ON ALL DOOR FRAMES.
8. PANIC ALARMED HARDWARE TO BE INSTALLED ON 'EXIT ONLY' DOOR.
9. CLOSER TO BE INSTALLED ON ALL DOORS. REFER TO SPECIFICATION FOR HARDWARE.
10. PROVIDE DOOR LOCK FOR AFTER HOURS SECURITY.
11. ALL HARDWARE FOR THE METAL/GLASS DOORS & TOILET PARTITIONS TO BE GALVANIZED STEEL.
12. PAINT TO MATCH WALL / CEILING.
13. REVIEW EXIST. EXTERIOR DOORS PROVIDED BY LANDLORD. PROVIDE PANIC HARDWARE / PULL PUSH BARS ON ALL ENTRANCE / EXIT EGRESS DOORS IF NOT ALREADY INSTALLED BY LANDLORD. REVIEW WITH ARCHITECT / AMG PM.
14. USE KARP OR EQUAL DOORS FOR ALL CEILING AND WALL ACCESS DOORS. REVIEW WITH AMG PM.
15. METAL/GLASS DOORS THROUGHOUT SHOWN FOR DESIGN INTENT, DIMENSIONS & MATERIAL ONLY. GC TO PROVIDE SHOP DRAWINGS AND ALL REQUIRED HARDWARE SPECIFICATIONS FOR REVIEW AND APPROVAL BY ARCHITECT PRIOR TO FABRICATION & INSTALLATION.
16. DO NOT PROVIDE LATCHES ON RESTROOM DOORS. TYP.
17. G.C. IS RESPONSIBLE FOR RE-KEYING ALL LOCKS. ALL OUTSIDE LOCKS TO BE KEYED THE SAME AND PROVIDE (1) MASTER KEY FOR THE OFFICE.
18. G.C. TO PROVIDE KEYS / MASTER KEYS TO OWNER AT COMPLETION OF WORK.
19. ALL SCHLAGE KEYPAD HARDWARE TO BE KEYED ALIKE.

LEGEND

GL 1	TEMPERED GLASS SEE GENERAL NOTE 4 FOR THICKNESS
GL 2	1" THICK CLEAR INSULATED TEMPERED LOW-E GLASS WITH 1/4" PANES
ABBREVIATIONS	
SF	STOREFRONT
SG	SPECIALTY GLASS
IG	INSULATED GLASS

GENERAL NOTES

1. REFER TO A810 AND A811 FOR GLASS PARTITION DETAILS.
 2. REFER TO SHEET A060 FOR FINISH SPECIFICATIONS.
 3. GLAZING CONTRACTOR TO PROVIDE AND INSTALL SILICONE AT ALL BUTT GLAZING LOCATION. - CLEAR SILICONE AT STEAM AND SAUNA
 4. CONTRACTOR TO REVIEW THE BELOW GUIDELINES AND CALCULATE REQUIRED GLASS THICKNESS FOR EACH SPECIFIC LOCATION PER ALL APPLICABLE CODES. *GLASS THICKNESS BELOW IS INTENDED FOR FULLY TEMPERED GLAZING THAT IS MOUNTED OR RESTRAINED AT TOP AND BOTTOM ONLY.
- | | |
|---|--|
| <ol style="list-style-type: none"> A. GLASS PANEL THICKNESS UP TO 5'-0" - 1/4" TEMPERED B. GLASS PANEL THICKNESS 5'-0" TO 8'-0" - 3/8" TEMPERED C. GLASS PANEL THICKNESS 8'-0" TO 10'-0" - 1/2" TEMPERED D. GLASS PANEL THICKNESS 10'-0" TO 12'-0" - 5/8" TEMPERED E. GLASS PANEL THICKNESS 12'-0" TO 14'-0" - 3/4" TEMPERED | <ol style="list-style-type: none"> 5. ALL GLASS AND FRAMING TO BE CAULKED TO ADJACENT SURFACES. CAULK TO MATCH SURFACE OR BE PAINTED. |
|---|--|

No. Date Description

10/04/2024 ISSUED FOR DESIGN DEVELOPMENT

Sheet Title:

DOOR, FRAME TYPES, DETAILS, HARDWARE SCHEDULE AND GLAZING SCHEDULE

ORIGINAL DRAWINGS IS 34022
DO NOT SCALE CONTENTS OF THIS DRAWINGS

Sheet Number:

A003

Page Number: of

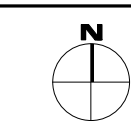


FABIANO DESIGNS INTERNATIONAL

6 SOUTH FULLERTON AVENUE
MONTCLAIR, NJ 07042 USA
973-746-5100
WWW.FABIANODESIGN.COM

Copyright © 2024 - FABIANO DESIGNS
No Reselling Or Reproductions Without
Written Permission from FABIANO DESIGNS

KEY PLAN



Project
CROSS GATES FAMILY FITNESS
200 N MILITARY ROAD,
SLIDELL, LA 70461

Project No:
24-03-01

LIGHTING SCHEDULE

MARK	DESCRIPTION	MANUFACTURER	MODEL NO.	LAMP	
F1	2" x 2" SQUARE DOWNLIGHT	SOLAIS	ST2ARM-S*-PW-BDM-PW-FL-9-35-900-UNV2-CT-*	0 - 10V, 1% DIMMING	
F2A	TAPE LIGHT WITH CHANNEL	LUMINII	BA42-SO-35K*-BSC-C-PDCU-W-*24	0 - 10V, 1% DIMMING	ON TOP OF LOCKERS
F2B	TAPE LIGHT WITH CHANNEL	LUMINII	BA42-SO-35K*-BSC-C-PDCU-W-*24	0 - 10V, 1% DIMMING	AT TOE KICK OF LOCKERS
F3	2" X 2" DOWNLIGHT - SHOWERS	SOLAIS	ST2ARM-S*-PW-BDM-PW-NFL-9-35-900-UNV2-CT-*	0 - 10V, 1% DIMMING	
F4	COVE LIGHT-DAMP AREA	CORONET LED	EZ-WW-*35-LOW-UNV-DB-W-COVE-E-WAO-*	-	
F5A	BACKLIT MIRROR	-	-	0 - 10V, 1% DIMMING	REFER TO TOILET ACCESSORIES FOR SPECIFICATIONS
F5B	BACKLIT MIRROR	-	-	0 - 10V, 1% DIMMING	REFER TO TOILET ACCESSORIES FOR SPECIFICATIONS
F5C	BACKLIT MIRROR	-	-	0 - 10V, 1% DIMMING	REFER TO TOILET ACCESSORIES FOR SPECIFICATIONS
F5D	BACKLIT MIRROR	-	-	0 - 10V, 1% DIMMING	REFER TO TOILET ACCESSORIES FOR SPECIFICATIONS
F6	TAPE LIGHT WITH CHANNEL-DAMP AREA	LUMINII	BA42WET-HO-32K*-BXC-F-PDCU-W-*24	0 - 10V, 1% DIMMING	
F7	2" X 2" SQUARE DOWNLIGHT-DAMP AREA	SOLAIS	ST2ARM-S*-PW-BDM-PW-FL-9-35-900-UNV2-CT-*	0 - 10V, 1% DIMMING	
F8	1" DOWNLIGHT	BRUCK LIGHTING	NU1-RDDR-SW-07LM-35K-90-30D-DL-WH-WH*-LVL-DX-C-*--UNV-DIM10-*		
F9	TAPE LIGHT -SAUNA	LUMINII	KLB-S-VB-*33LO-35K-SF-MC-KBL-SAP-SM-0.8-SA-WH*-PDCU-W-*24		AT SAUNA BENCH AND BACK
EX	EXIT LIGHT		ELXTEU-1-G-C-W-*		

EQUIPMENT SCHEDULE

NOTE: GENERAL CONTRACTOR TO COORDINATE WITH OWNER ON CONTRACTOR INSTALLED ITEMS.

MARK	DESCRIPTION	MANUFACTURER	MODEL NO.	REMARK
EQ1	SCALE			


PLUMBING FIXTURE SCHEDULE

MARK	DESCRIPTION	MANUFACTURER	MODEL NO.	REMARKS
MS-1	MOP SINK	FIAT PRODUCTS	MSBIDT2424	FAUCET: FIAT PRODUCTS, 830AA000
FD-1	EXISTING FLOOR DRAIN TO REMAIN	-	-	KEEP THE BODY AND REPLACE WITH NEW GRATE: ZURN Z415S
FD-2	LINEAR FLOOR DRAIN	-	-	DRAIN TO BE SPECIFIED BY AQUATICS ENGINEER
WC-1	FLOOR MOUNTED TOILET	AMERICAN STANDARD	MADERA FLOWISE 16-1/2" HEIGHT ELONGATED FLUSHOMETER TOILET	FLUSHOMETER: AMERICAN STANDARD 606B.161 SELECTRONIC SENSOR OPERATED TOILET FLUSH VALVE
L-1	UNDERMOUNT SINK	AMERICAN STANDARD	0614.000 STUDIO UNDER COUNTER SINK	-
L-1A	FAUCET	BRADLEY	S53-3700 VERGE FAUCET ZEN SERIES	FINISH: BRUSHED NICKEL
L-1B	MANUAL FAUCET	SYMMONS	SLS3612PP DURO SINGLE HANDLE LAVATORY FAUCET	FINISH: SATIN NICKEL
EWC-1	ADA WATER COOLER	ELKAY	LVR8WSK EZH20 WALL HUNG, BOTTLE FILLING STATION	-
SH-1	ADA SHOWER	SYMMONS	3503-H321-V-CYL-B-TRM	SHOWER HEAD & TRIM, FINISH: SATIN NICKEL
SH-2	SHOWER	SYMMONS	3591BTRM	SHOWER HEAD & TRIM, 1.75 GPM, FINISH: SATIN NICKEL
UR-1	URINAL	AMERICAN STANDARD	PRINTBOOK URINAL 6002.001	FLUSHOMETER: AMERICAN STANDARD 606B.101 SELECTRONIC SENSOR OPERATED URINAL FLUSH VALVE
HB-1	HOSE BIBB	WOODFORD	B24	EXTERIOR FINISH: ANODIZED ALUMINUM

TOILET ACCESSORY SCHEDULE

NOTE: GENERAL CONTRACTOR TO CONFIRM ALL WALL THICKNESS CAN ACCOMMODATE RECESSED ITEMS AND PROVIDE BLOCKING FOR ALL

MARK	DESCRIPTION	MANUFACTURER	MODEL NO.	REMARKS
TA1	TOILET PAPER DISPENSER	BOBRICK	B-9890 FINO COLLECTION	SURFACE-MOUNTED
TA2	SANITARY NAPKIN DISPOSAL	BOBRICK	B-35139 TRIMLINE SERIES COLLECTION	SURFACE-MOUNTED
TA3A	PAPER TOWEL DISPENSER	TORK	463002	SURFACE-MOUNTED
TA3B	TRASH WALL MOUNTED SYSTEM	BOBRICK	B-35639 TRIMLINE SERIES COLLECTION	SURFACE-MOUNTED
TA4	TOILET PARTITION	BOBRICK	DESIGNER SERIES HPL 2041 SEE REMARKS FOR FINISH	CONTRACTOR PURCHASED AND INSTALLED. FINISH: (PL-3)
TA5	URINAL SCREEN	BOBRICK	DESIGNER SERIES HPL 2041 SEE REMARKS FOR FINISH	CONTRACTOR PURCHASED AND INSTALLED. FINISH: (PL-3)
TA6A	GRAB BAR	BOBRICK	B-9806-36 FINO COLLECTION, SATIN FINISH	-
TA6B	GRAB BAR	BOBRICK	B-9806-42 FINO COLLECTION, SATIN FINISH	-
TA7	SHOWER GRAB BAR	BOBRICK	B-5806 SATIN FINISH	-
TA8	SHOWER SEAT	TEAKWORKS4U	TBF-300225WL	-
TA9A	CURTAIN ROD	BOBRICK	B-207 HEAVY DUTY SHOWER CURTAIN ROD	-
TA9B	SHOWER CURTAIN	BOBRICK	204-2 VINYL SHOWER CURTAINS	-
TA10	DOUBLE COAT HOOK	BOBRICK	B-76727 STAINLESS STEEL SATIN FINISH	-
TA11A	BACKLIT MIRROR	MIRROR AND MARBLE	MAM92844 LED MIRROR SIDE LIGHTED 28X44	-
TA11B	BACKLIT MIRROR	MIRROR AND MARBLE	MAM93248 LED MIRROR SIDE LIGHTED 32X48	-
TA11C	BACKLIT MIRROR	MIRROR AND MARBLE	MAM96040 LED MIRROR SIDE LIGHTED 60X40	-
TA11D	BACKLIT MIRROR	MIRROR AND MARBLE	MAM83660 LED MIRROR FRONT LIGHTED 36X60	-
TA12	COUNTERTOP MOUNTED SOAP DISPENSER	BRADLEY	6-3700 VERGE ZEN SERIES HARDWIRED, BRUSHED NICKEL FINISH	MULTI-FEED SYSTEM AT MULTIPLE SINK LOCATION; SINGLE FEED AT SINGLE SINK LOCATION.



Project
CROSS GATES FAMILY FITNESS
 200 N MILITARY ROAD,
 SLIDELL, LA 70461
 Project No:
 24-03-01



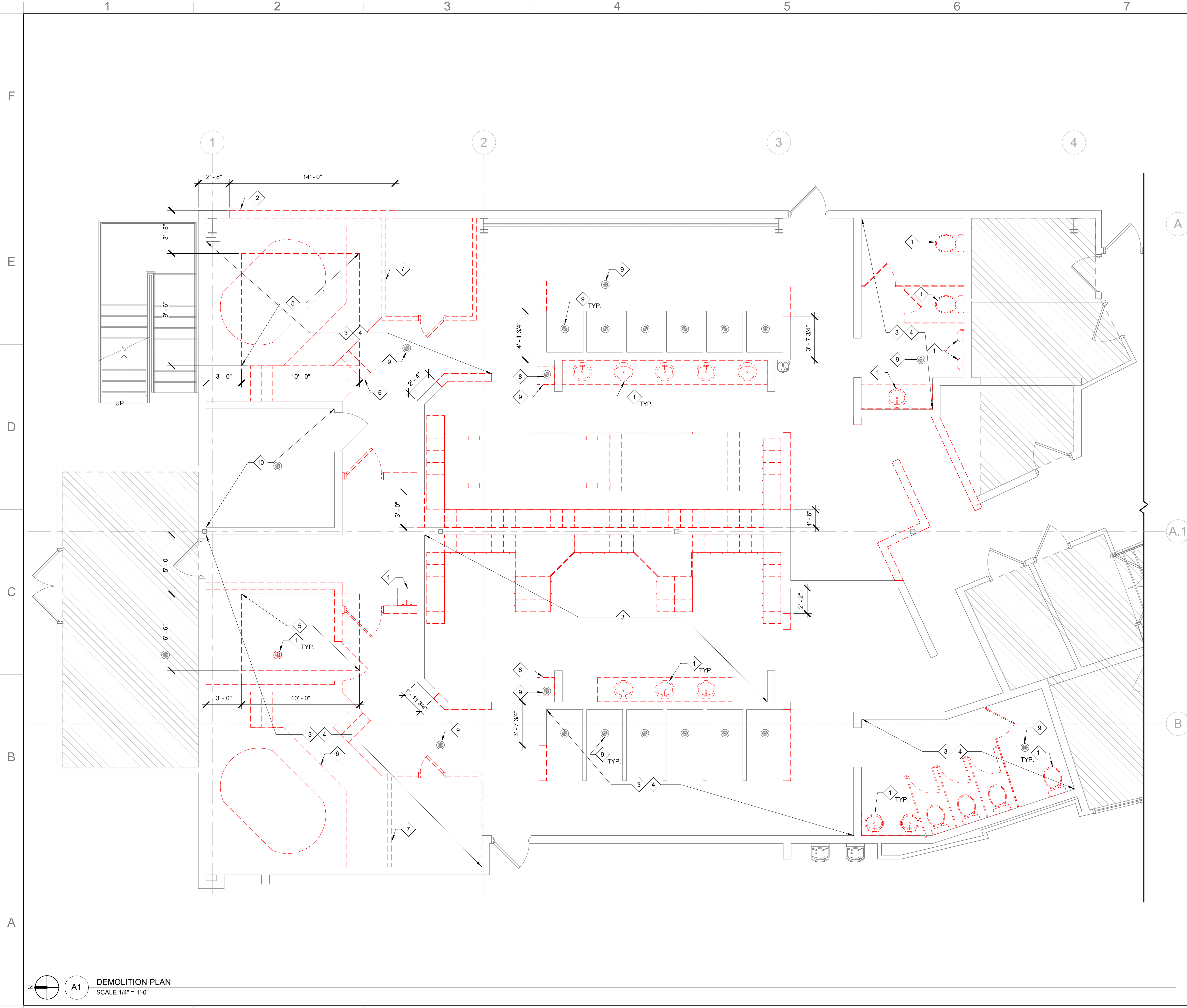
FABIANO DESIGNS INTERNATIONAL
 6 SOUTH FULLERTON AVENUE
 MONTCLAIR, NJ 07042 USA
 973-746-5100
 WWW.FABIANODESIGN.COM
 Copyright © 2024 - FABIANO DESIGNS
 No Resealing Or Reproductions Without
 Written Permission from FABIANO DESIGNS

KEY PLAN 

No.	Date	Description
10/04/2024	ISSUED FOR DESIGN DEVELOPMENT	

Sheet Title:
PLUMBING FIXTURE AND TOILET ACCESSORY

ORIGINAL DRAWINGS IS 34X22
 DO NOT SCALE CONTENTS OF THIS DRAWINGS
 Sheet Number:
A020
 Page Number: of



LEGEND

- EXISTING CONSTRUCTION TO REMAIN
- ITEM TO BE REMOVED

GENERAL NOTES

1. REFER TO G070 FOR GENERAL DEMOLITION NOTES.

KEY NOTES

- 1 G.C. TO REMOVE EXISTING PLUMBING FIXTURES. CAP OFF ALL UTILITY LINE AS PER LOCAL BUILDING CODES.
- 2 REMOVE PORTION OF EXTERIOR WALL.
- 3 REMOVE EXISTING FLOOR FINISH DOWN TO SUBSTRATE; PATCH AND PREP TO RECEIVE NEW FINISH.
- 4 REMOVE EXISTING WALL FINISH DOWN TO SUBSTRATE.
- 5 REMOVE PORTION OF SLAB TO ACCOMMODATE WHIRLPOOL AND COLD PLUNGE.
- 6 REMOVE EXISTING WHIRLPOOL AND ASSOCIATED EQUIPMENT.
- 7 REMOVE EXISTING SAUNA SYSTEM.
- 8 REMOVE SWIM SUIT DRYER AND STORE FOR REUSE.
- 9 REMOVE EXISTING GRATE AND KEEP THE FLOOR DRAIN BODY.
- 10 REMOVE EXISTING TILE ON BENCH.

CG
CROSS GATES
FAMILY FITNESS

Project
CROSS GATES FAMILY FITNESS
200 N MILITARY ROAD,
SLIDELL, LA 70461

Project No:
24-03-01

FABIANO

FABIANO DESIGNS INTERNATIONAL
6 SOUTH FULLERTON AVENUE
MONTCLAIR, NJ 07042 USA
973-746-5100
WWW.FABIANODESIGNS.COM

Copyright © 2024 - FABIANO DESIGNS
No Resealing Or Reproductions Without
Written Permission from FABIANO DESIGNS

KEY PLAN N

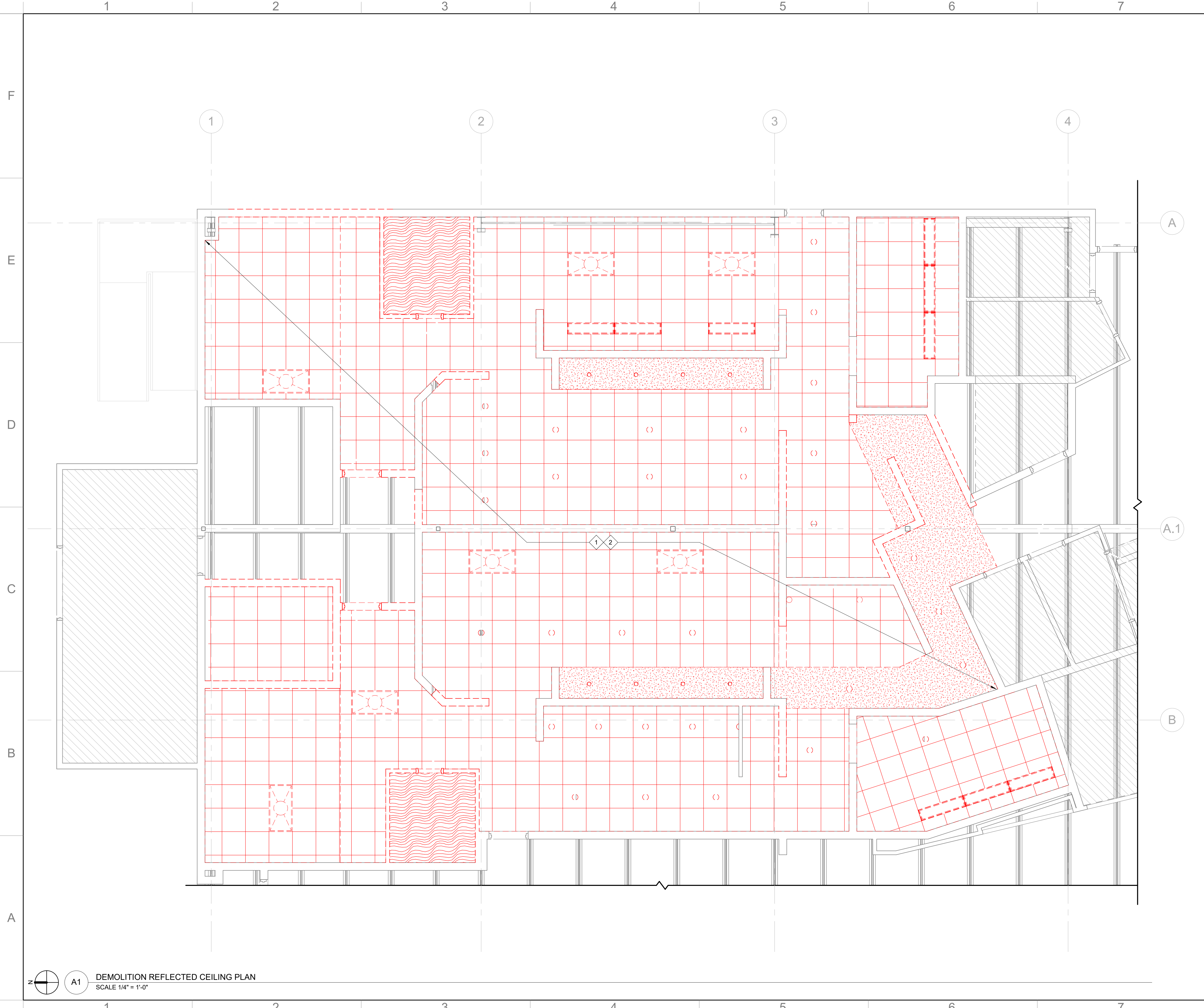
No.	Date	Description
10/04/2024		ISSUED FOR DESIGN DEVELOPMENT

Sheet Title:
DEMOLITION PLAN

ORIGINAL DRAWINGS IS 34022
DO NOT SCALE CONTENTS OF THIS DRAWINGS

Sheet Number:
AD101

Page Number: of



LEGEND

- EXISTING CONSTRUCTION TO REMAIN
- ITEM TO BE REMOVED

GENERAL NOTES

1. REFER TO G070 FOR GENERAL DEMOLITION NOTES

KEY NOTES

- 1 REMOVE EXISTING LIGHTING AND CAP OFF IN THIS AREA.
- 2 REMOVE EXISTING CEILING IN THIS AREA.



Project
CROSS GATES FAMILY FITNESS
 200 N MILITARY ROAD,
 SLIDELL, LA 70461
 Project No:
 24-03-01

FABIANO
 FABIANO DESIGNS INTERNATIONAL
 6 SOUTH FULLERTON AVENUE
 MONTCLAIR, NJ 07042 USA
 973-746-5100
 WWW.FABIANODESIGNS.COM
 Copyright © 2024 - FABIANO DESIGNS
 No Reprinting Or Reproductions Without
 Written Permission from FABIANO DESIGNS

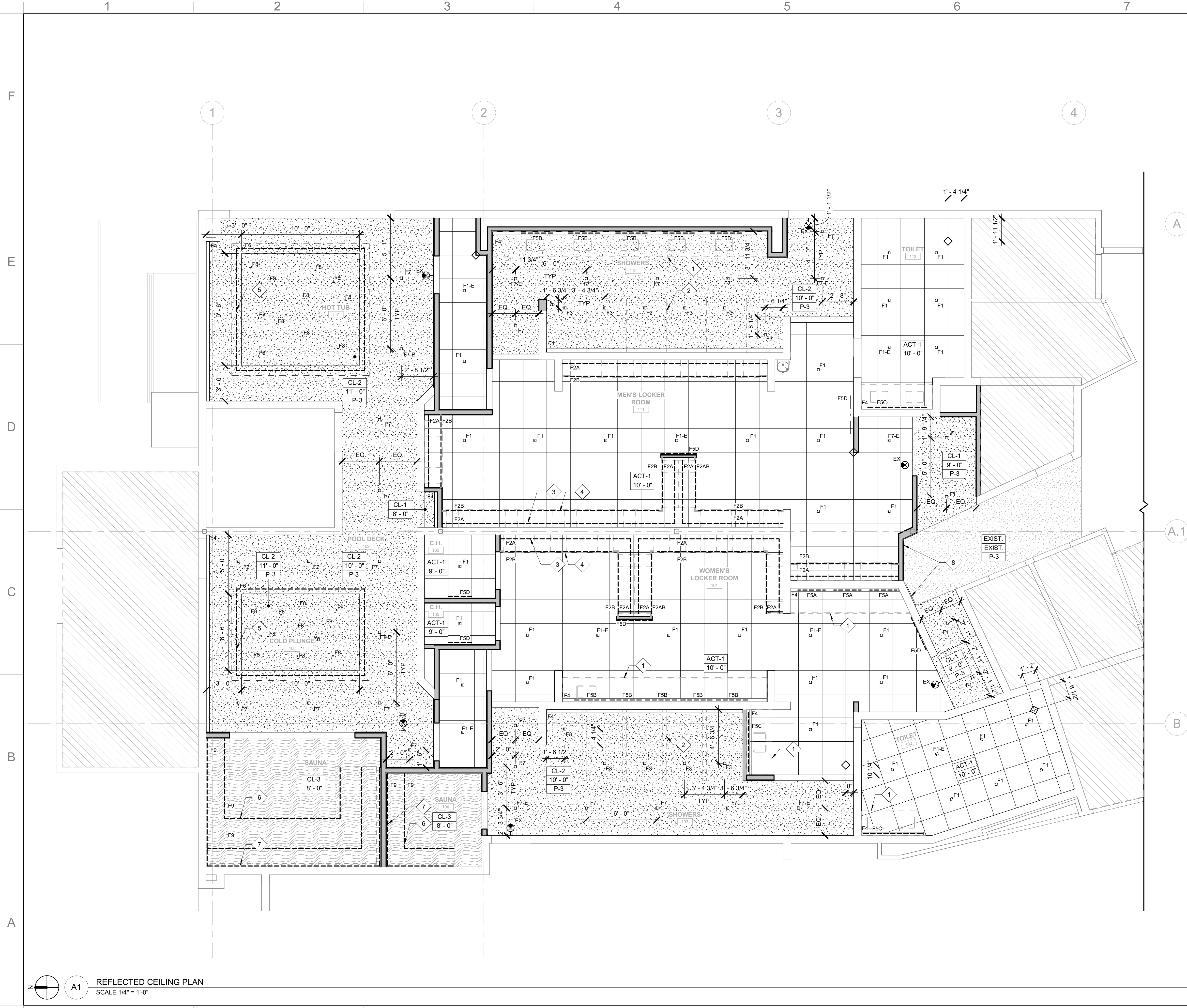
KEY PLAN N

No.	Date	Description
10/04/2024	ISSUED FOR DESIGN DEVELOPMENT	

Sheet Title:
DEMOLITION REFLECTED CEILING PLAN

ORIGINAL DRAWINGS IS 34X22.
DO NOT SCALE CONTENTS OF THIS DRAWINGS

Sheet Number:
AD201
 Page Number: of



GENERAL NOTES

1. REFER TO G070 FOR GENERAL CEILING NOTES AND DRAWING ANNOTATIONS.
2. REFER TO A600 FOR CEILING MATERIAL
3. REFER TO A020 FOR LIGHTING FIXTURE SCHEDULES.
4. REFER TO ELECTRICAL DRAWINGS FOR LIGHTING SCHEDULE AND FURTHER INFORMATION.
5. COORDINATE WITH SPRINKLER CONTRACTOR:
 - a. ALL SPRINKLER HEADS ARE TO BE CONCEALED TYPE.
 - b. PROVIDE HIGH TEMPERATURE HEADS IN SAUNAS (BLUE- 286 DEGREE STAINLESS STEEL)
6. DIMMING CONTROL LOCATION TO BE FINALIZED AND COORDINATED BY CLIENT.

CEILING KEY

MARK	TYPE
	2 X 2 ACOUSTICAL TILE IN XL 9/16" GRID, WHITE
	GYPSUM BOARD
	MOISTURE RESISTANT GYPSUM BOARD
	FRT PLYWOOD
	TILE OVER CEMENTITIOUS BACKER BOARD

RCP NOTES

- 1 CASEWORK BELOW.
- 2 PARTIAL HEIGHT WALL BELOW.
- 3 LIGHTING FIXTURE MOUNTED ON TOP OF LOCKERS. REFER TO DETAILS.
- 4 LIGHTING FIXTURE AT TOE KICK.
- 5 LIGHTING FIXTURE MOUNTED ON TOP OF SOFFIT.
- 6 LIGHTING FIXTURE AT BENCH.
- 7 (2) LINES OF LIGHTING AT BENCH BACK.
- 8 PROPOSED METAL BACK LIT SIGNAGE ON STANDOFF; PROVIDED BY OWNERS SIGNAGE VENDOR.

CG
CROSS GATES
 FAMILY FITNESS

Project
CROSS GATES FAMILY FITNESS
 200 N MILITARY ROAD,
 SLIDELL, LA 70461

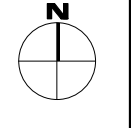
Project No:
 24-03-01

FABIANO

FABIANO DESIGNS INTERNATIONAL
 6 SOUTH FULLERTON AVENUE
 MONTCLAIR, NJ 07042 USA
 973-746-5100
 WWW.FABIANODESIGNS.COM

Copyright © 2024 - FABIANO DESIGNS
 No Reselling Or Reproductions Without
 Written Permission from FABIANO DESIGNS

KEY PLAN



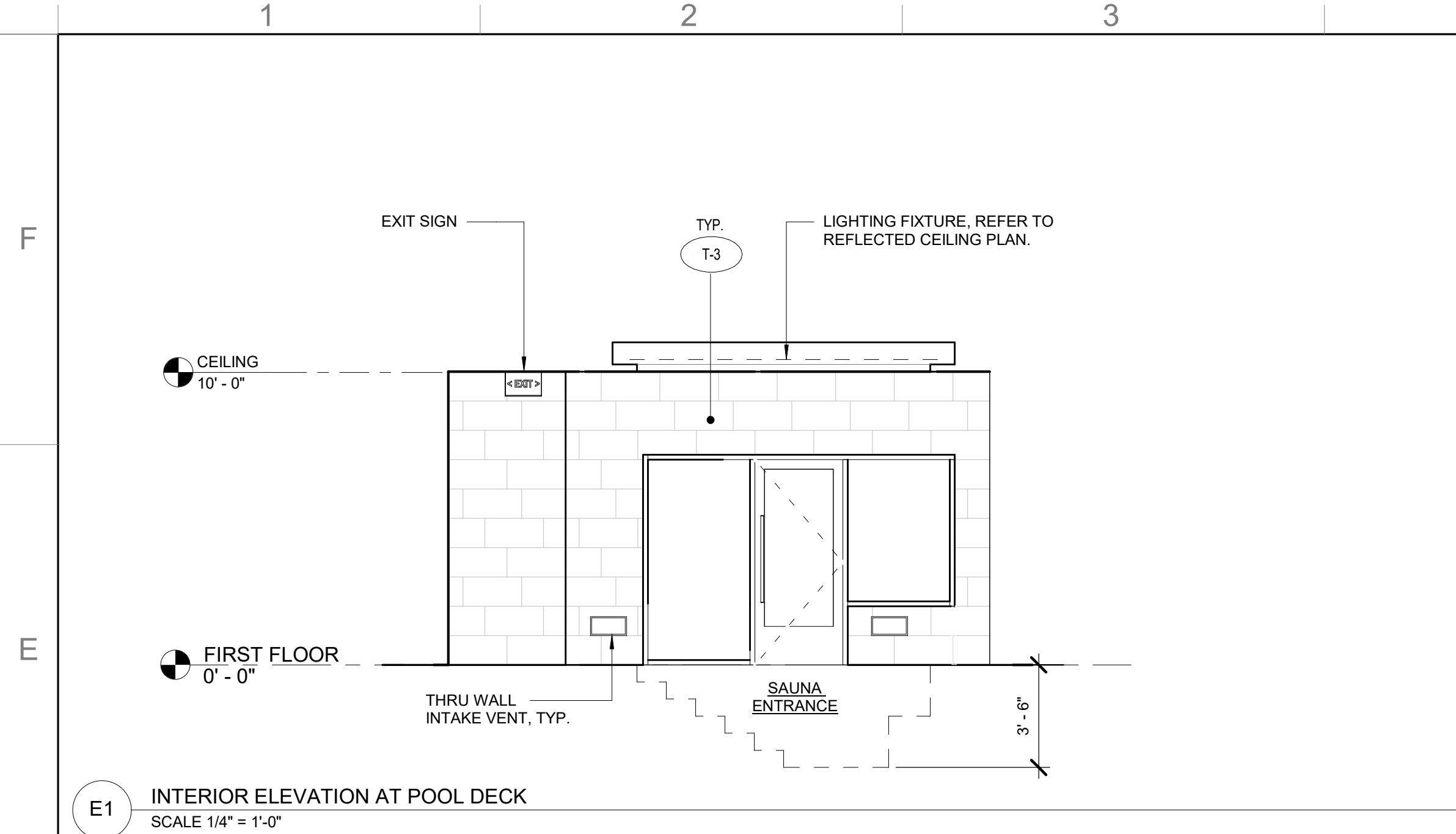
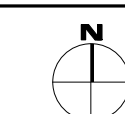
No.	Date	Description
	10/04/2024	ISSUED FOR DESIGN DEVELOPMENT

Sheet Title:
REFLECTED CEILING PLAN

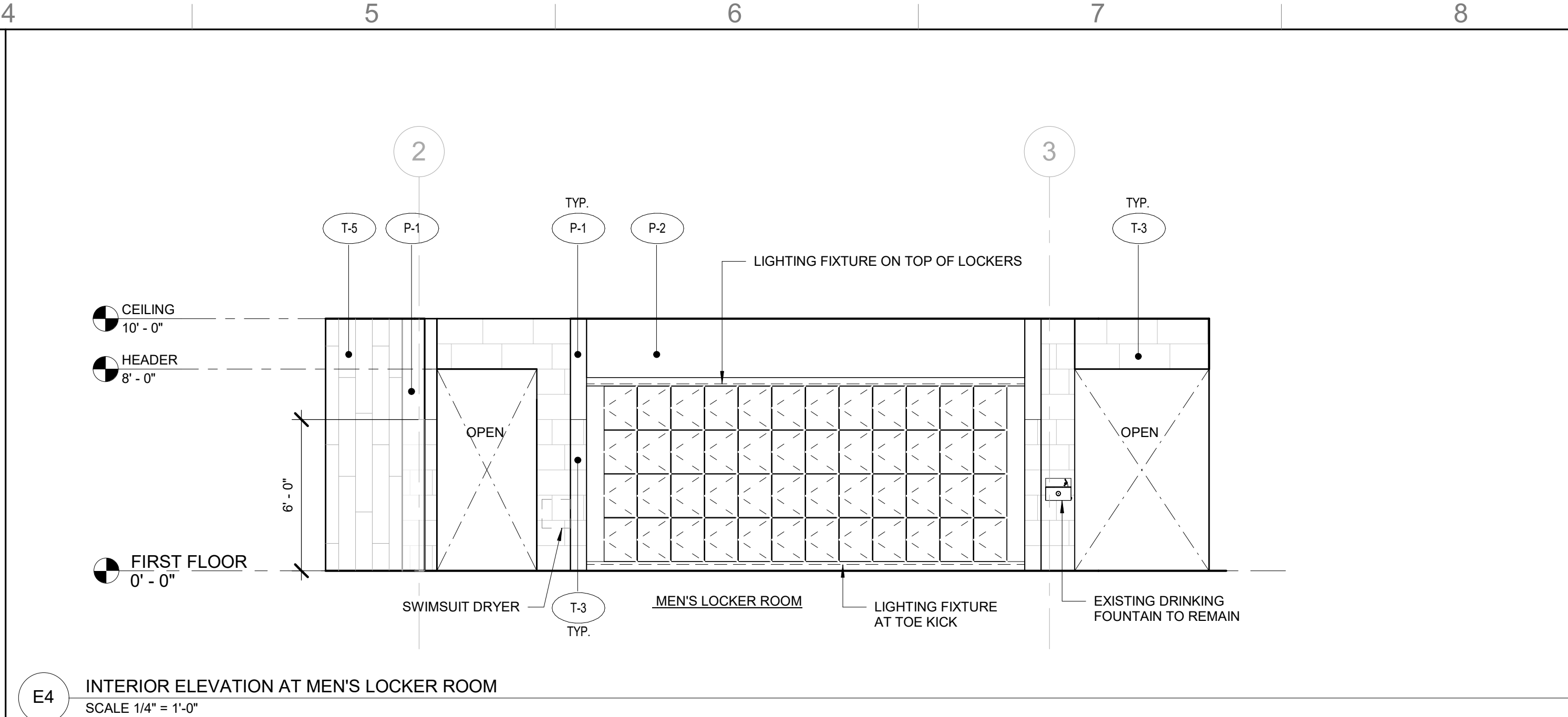
ORIGINAL DRAWINGS IS 34X22.
 DO NOT SCALE CONTENTS OF THIS DRAWINGS

Sheet Number:
A201

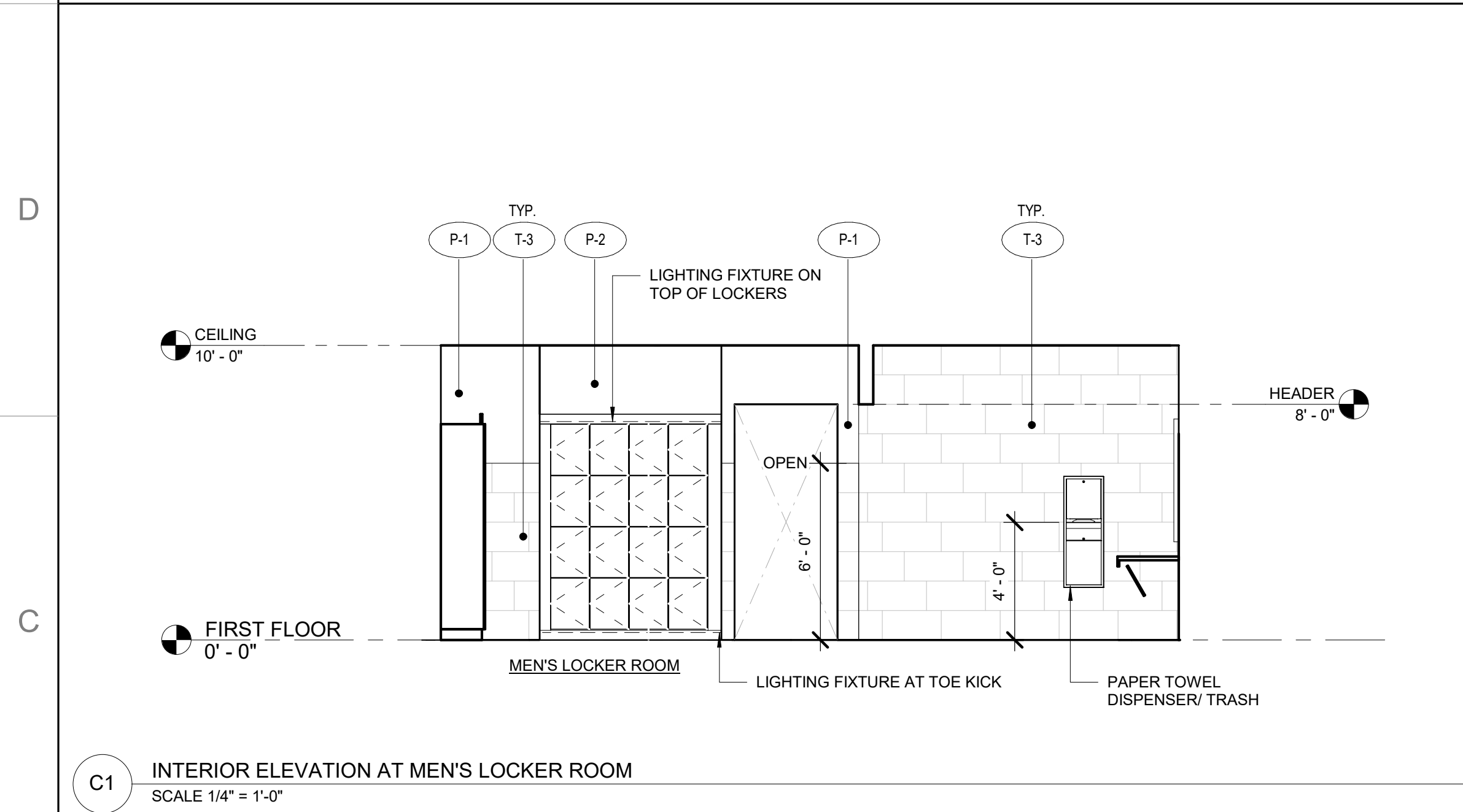
Page Number: of



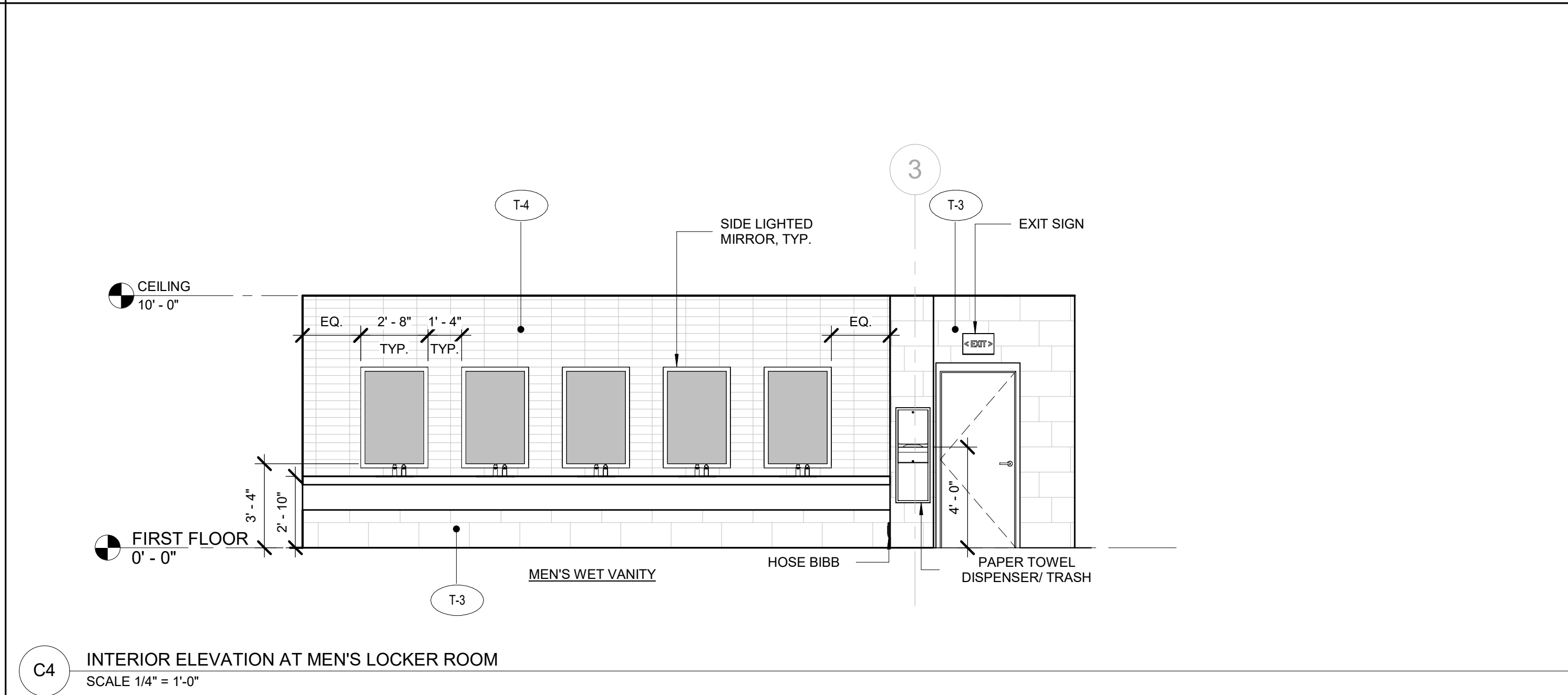
E1 INTERIOR ELEVATION AT POOL DECK
 SCALE 1/4" = 1'-0"



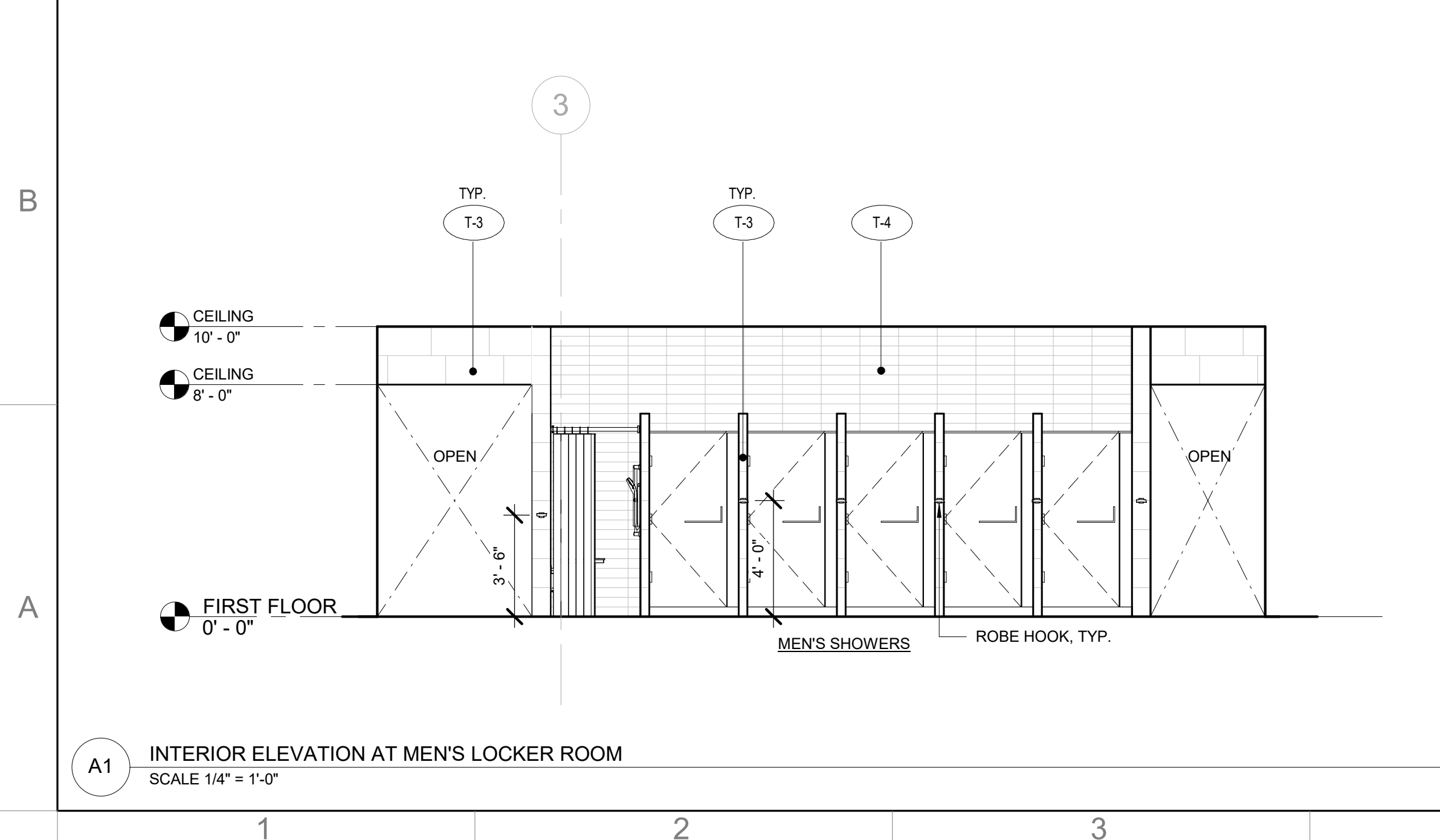
E4 INTERIOR ELEVATION AT MEN'S LOCKER ROOM
 SCALE 1/4" = 1'-0"



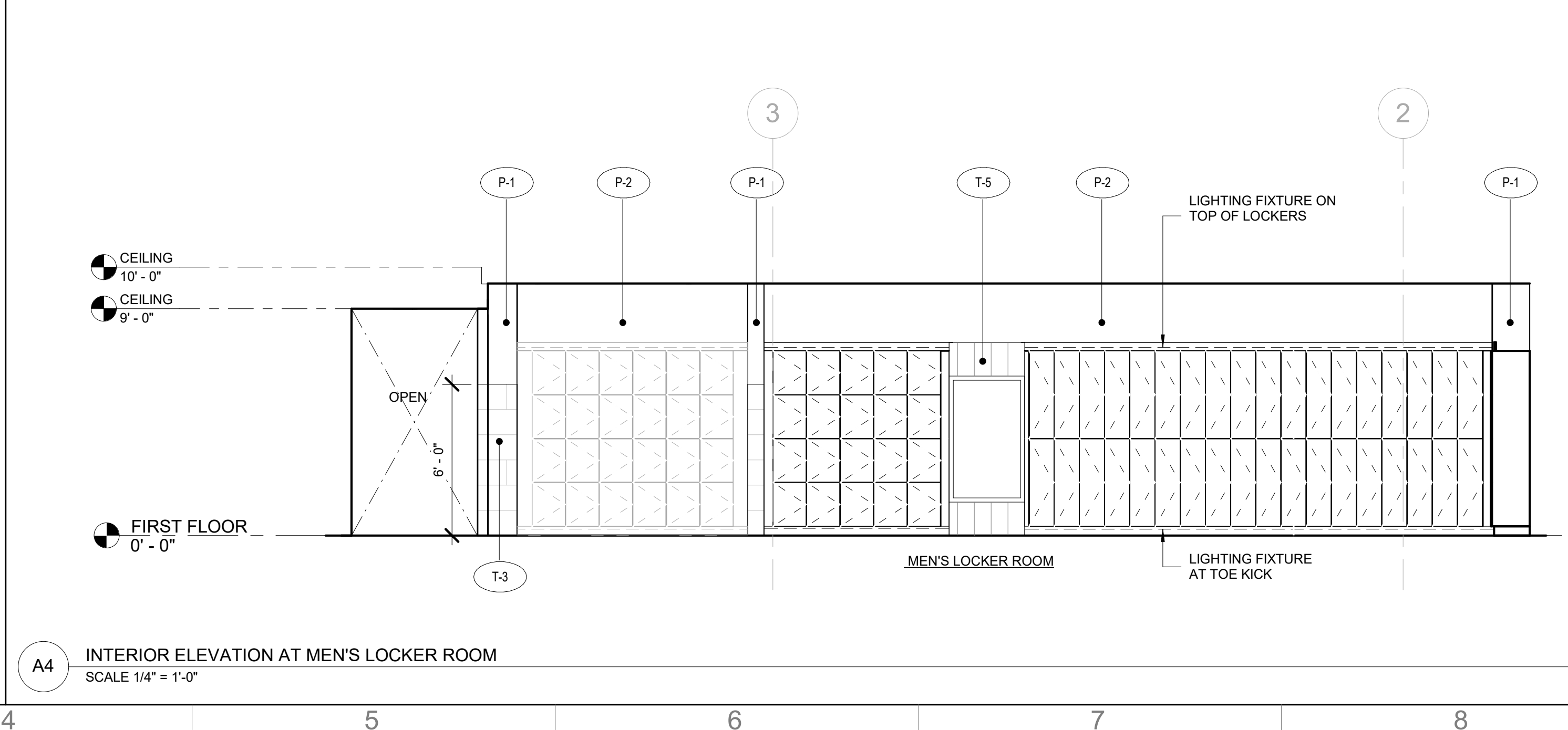
C1 INTERIOR ELEVATION AT MEN'S LOCKER ROOM
 SCALE 1/4" = 1'-0"



C4 INTERIOR ELEVATION AT MEN'S LOCKER ROOM
 SCALE 1/4" = 1'-0"



A1 INTERIOR ELEVATION AT MEN'S LOCKER ROOM
 SCALE 1/4" = 1'-0"



A4 INTERIOR ELEVATION AT MEN'S LOCKER ROOM
 SCALE 1/4" = 1'-0"

No.	Date	Description
10/04/2024	ISSUED FOR DESIGN DEVELOPMENT	

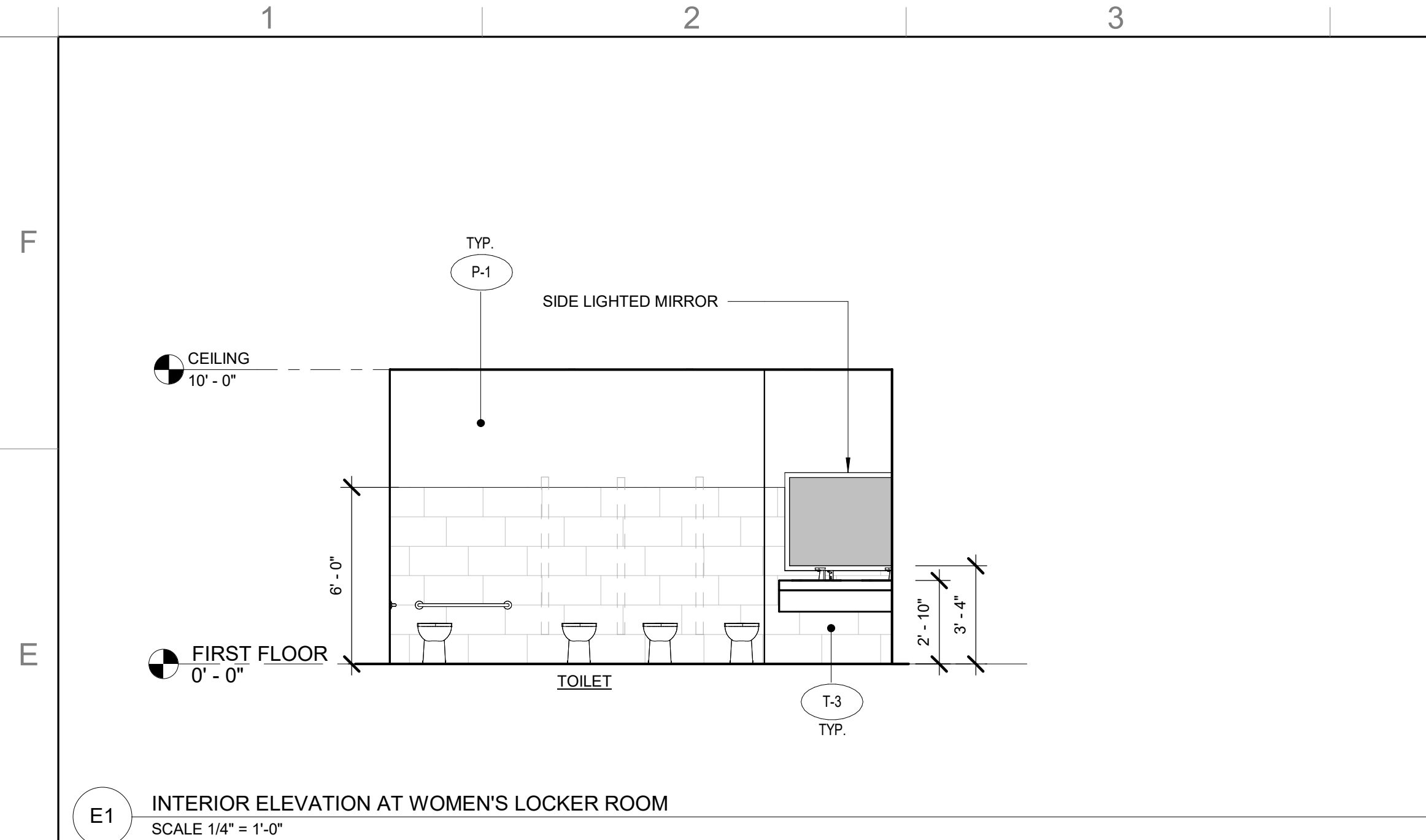
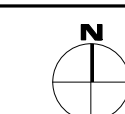
Sheet Title:
INTERIOR ELEVATIONS

ORIGINAL DRAWINGS IS 34X22
 DO NOT SCALE CONTENTS OF THIS DRAWINGS

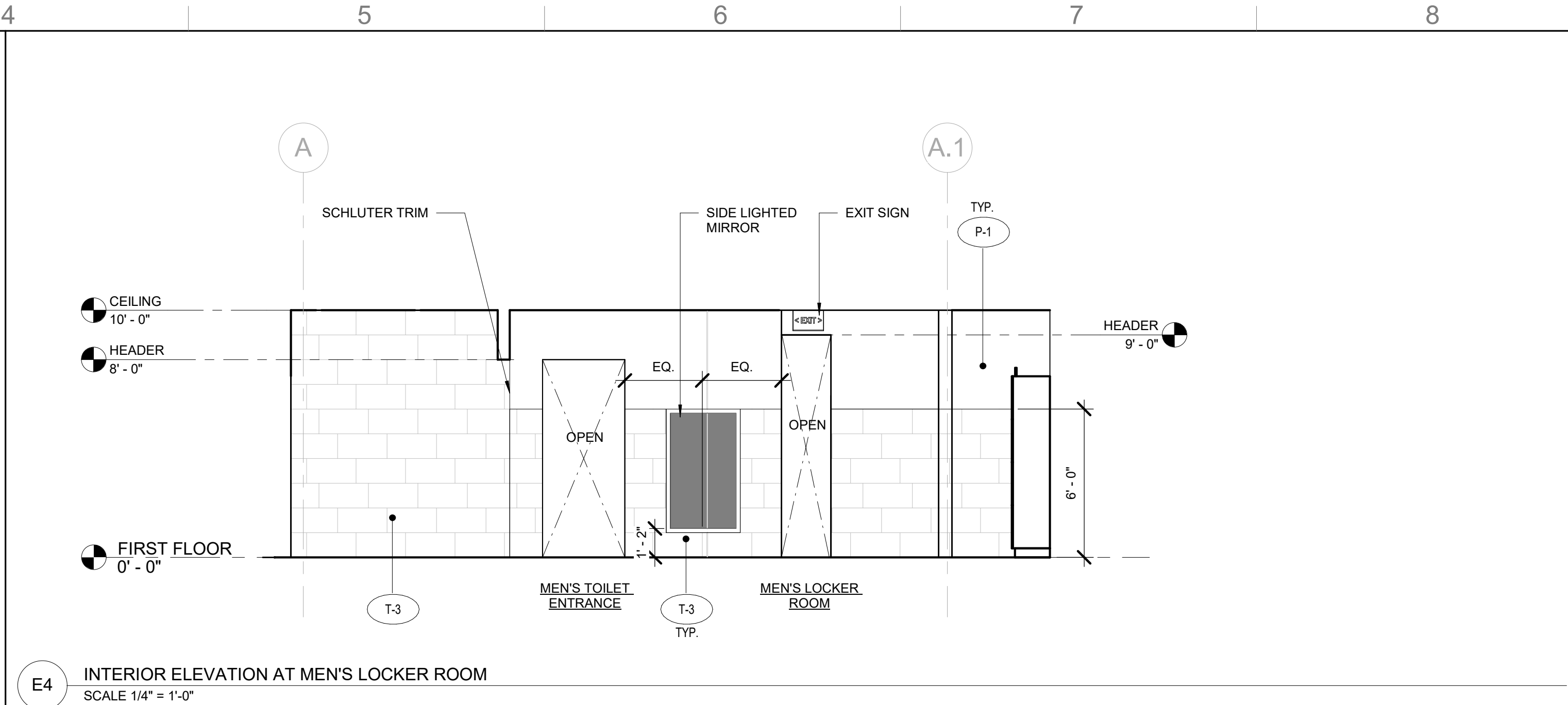
Sheet Number:

A502

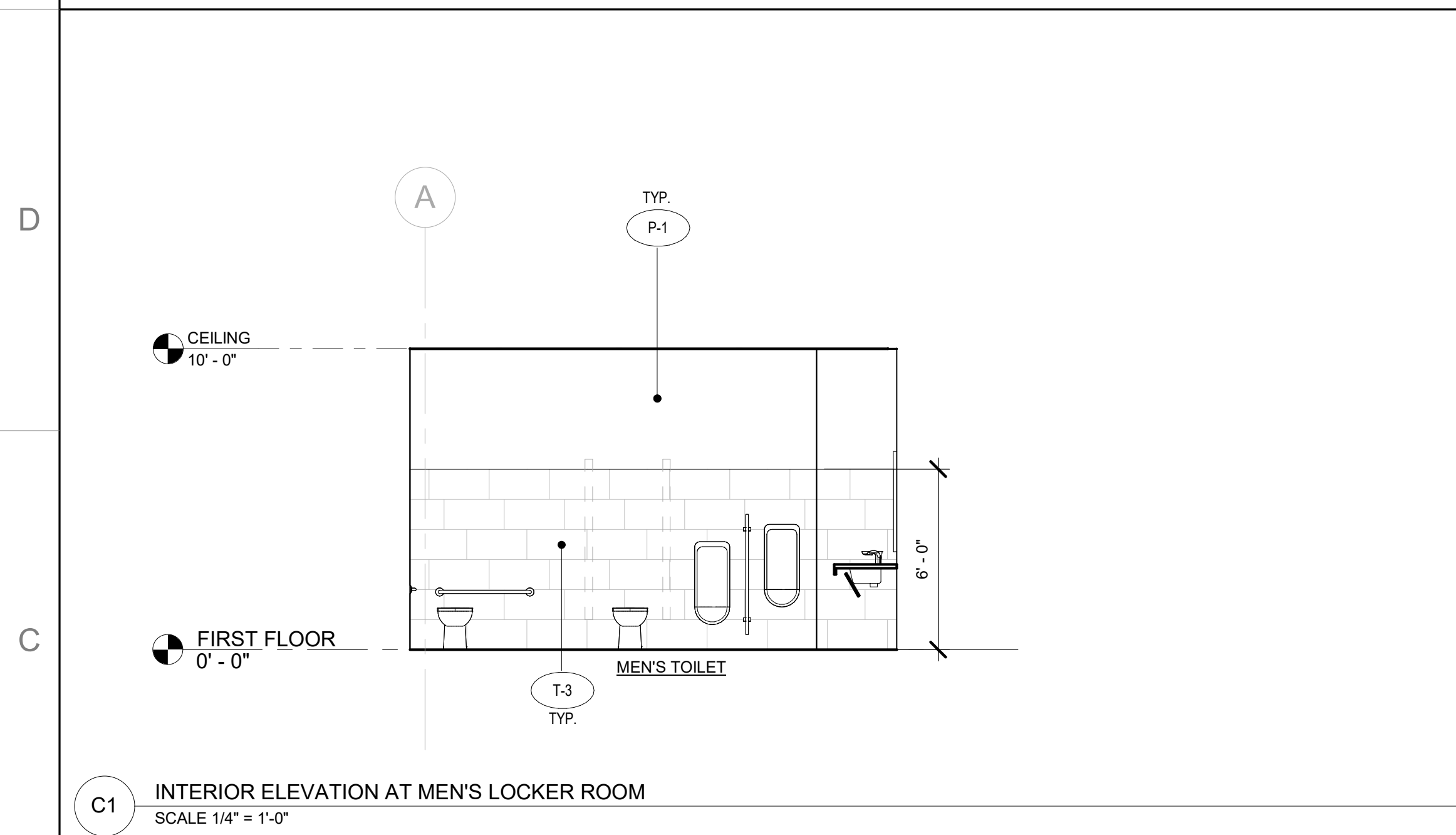
Page Number: of



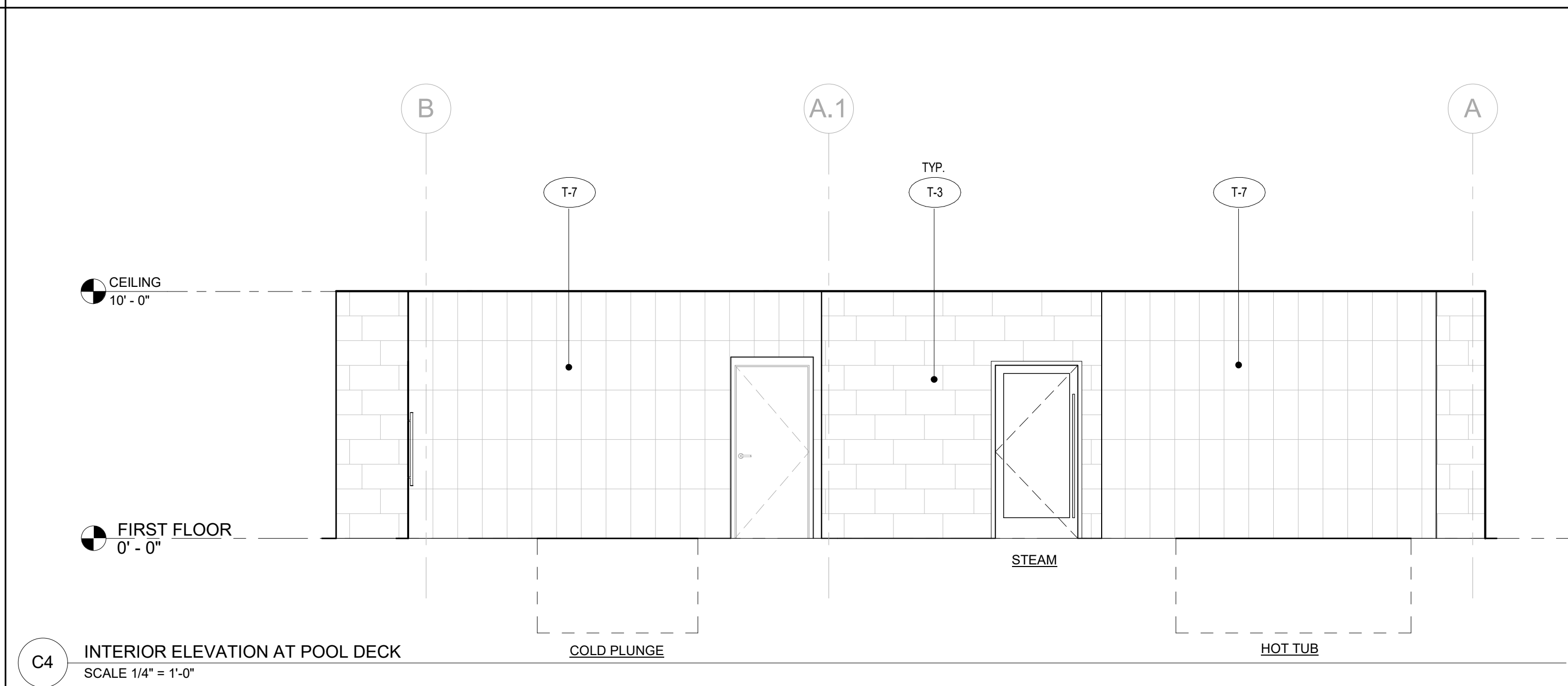
E1 INTERIOR ELEVATION AT WOMEN'S LOCKER ROOM
 SCALE 1/4" = 1'-0"



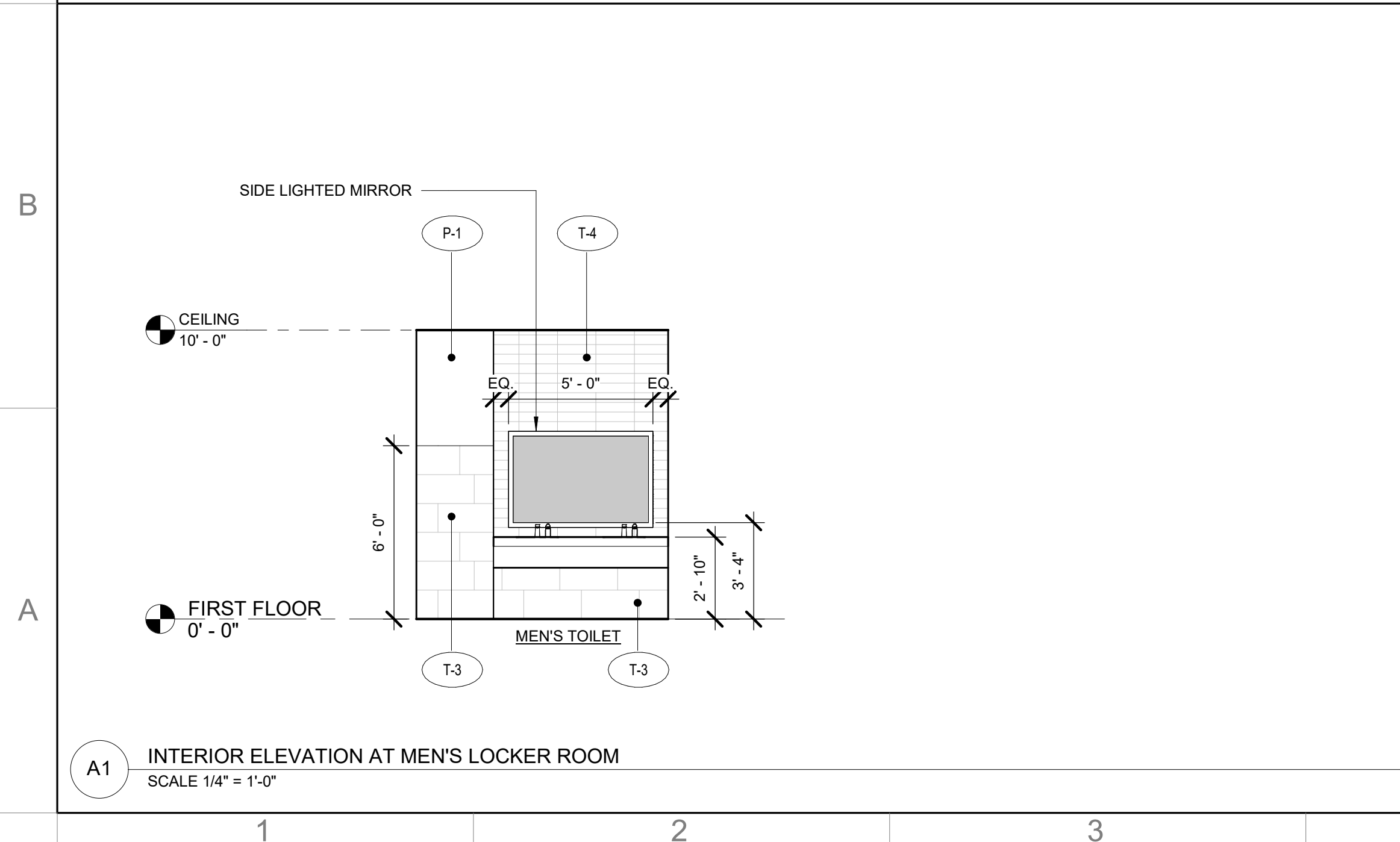
E4 INTERIOR ELEVATION AT MEN'S LOCKER ROOM
 SCALE 1/4" = 1'-0"



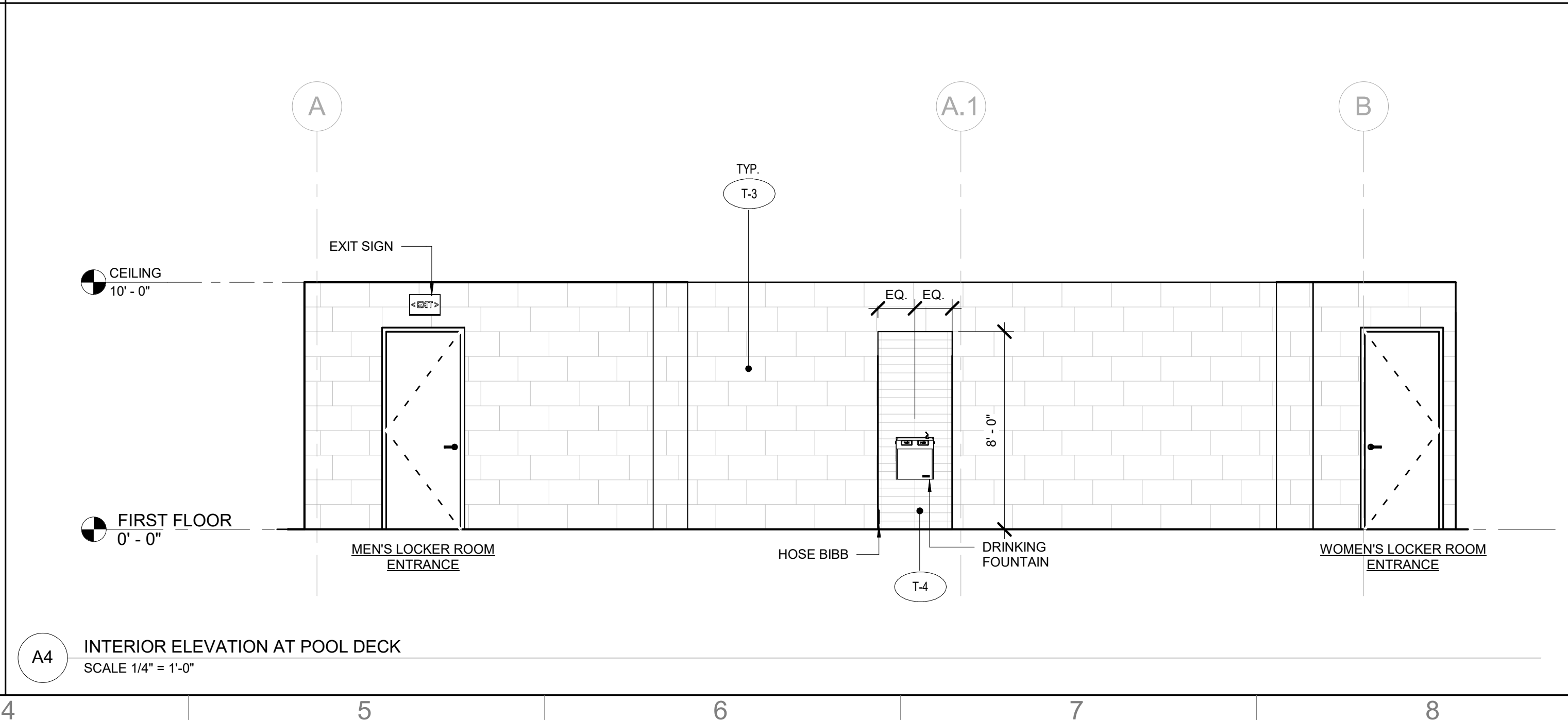
C1 INTERIOR ELEVATION AT MEN'S LOCKER ROOM
 SCALE 1/4" = 1'-0"



C4 INTERIOR ELEVATION AT POOL DECK
 SCALE 1/4" = 1'-0"



A1 INTERIOR ELEVATION AT MEN'S LOCKER ROOM
 SCALE 1/4" = 1'-0"



A4 INTERIOR ELEVATION AT POOL DECK
 SCALE 1/4" = 1'-0"

No.	Date	Description
10/04/2024	ISSUED FOR DESIGN DEVELOPMENT	

Sheet Title:
INTERIOR ELEVATIONS

ORIGINAL DRAWINGS IS 34X22
 DO NOT SCALE CONTENTS OF THIS DRAWINGS

Sheet Number:

A503

Page Number: of

FINISH AND MATERIAL SCHEDULE

MARK	DESCRIPTION	MANUFACTURER	PRODUCT NAME	MODEL NUMBER	SIZE	COLOR	FINISH	REMARKS
CARPET								
CPT-1	CARPET	J&J FLOORING	MAJOR METRO	1853	18" X 36"	3403 COMPOSED	-	CARPET FLOORING AT LOCKER ROOM ENTRY CORRIDOR. REFER TO FINISH FLOOR PLAN FOR SPECIFIC LOCATIONS AND EXTENT.
CEILING								
ACT-1	ACOUSTIC TILE	ROCKFON	TROPIC	SLN - 1020	24" X 24" X 5/8"	WHITE		GENERAL CEILING TILE THROUGHOUT. SUSPENSION SYSTEM: 9/16" SQUARE TEGULAR NARROW - 4000/TEMPRA; COLOR: WHITE. REFER TO REFLECTED CEILING PLAN FOR SPECIFIC LOCATIONS AND EXTENT.
PAINT								
P-1	WALL PAINT	BENJAMIN MOORE		2124-60	-	MISTY GRAY	EGGSHELL	GENERAL WALL PAINT. PAINT FINISHES ARE AS FOLLOWS: 1 COAT BM FRESH START HIGH HIDING PRIMER (046), 2 COATS BM HIGH PERFORMANCE PRE CATALYZED WATERBORNE EPOXY HP 4320. REFER TO FINISH FLOOR PLAN AND INTERIOR ELEVATIONS FOR SPECIFIC LOCATIONS AND EXTENT.
P-2	WALL PAINT	BENJAMIN MOORE		2125-50	-	SWEET INNOCENCE	EGGSHELL	ACCENT WALL PAINT. PAINT FINISHES ARE AS FOLLOWS: 1 COAT BM FRESH START HIGH HIDING PRIMER (046), 2 COATS BM HIGH PERFORMANCE PRE CATALYZED WATERBORNE EPOXY HP 4320. REFER TO FINISH FLOOR PLAN AND INTERIOR ELEVATIONS FOR SPECIFIC LOCATIONS AND EXTENT.
P-3	CEILING PAINT	BENJAMIN MOORE	-	OC-149	-	DECORATOR'S WHITE	EGGSHELL	CEILING PAINT THROUGHOUT. PAINT FINISHES ARE AS FOLLOWS: 1 COAT BM FRESH START HIGH HIDING PRIMER (046), 2 COATS BM HIGH PERFORMANCE PRE CATALYZED WATERBORNE EPOXY HP 4320. REFER TO REFLECTED CEILING PLAN FOR SPECIFIC LOCATIONS AND EXTENT.
PLASTER								
PF-1	PLASTER FINISH	*SEE REMARKS*	-	-	-	-	-	CL INDUSTRIES KRSTALKRETE IN BLUE PEPPER OR SIMILAR. PLASTER FINISH IN WHIRLPOOL AND COLD PLUNGE. REFER TO FINISH PLAN FOR SPECIFIC LOCATIONS AND EXTENT.
PLASTIC LAMINATE								
PL-1	HIGH PRESSURE LAMINATE	BUILT BY GRID	ULTRAMAT	404	V.I.F.	STORM	ULTRAMAT	LOCKER FINISH IN MEN'S LOCKER ROOM.
PL-2	HIGH PRESSURE LAMINATE	WILSONART	HPL	5053-60	V.I.F.	FROSTED TABBY	MATTE	LOCKER FINISH IN WOMEN'S LOCKER ROOM.
PL-3	HIGH PRESSURE LAMINATE	FORMICA	STANDARD HPL	8845-58	V.I.F.	BLEACHED LEGNO	MATTE	TOILET PARTITION AND URINAL SCREEN FINISH IN MEN'S AND WOMEN'S TOILET ROOMS. VANITY SHROUD TO COORDINATE WITH TOILET PARTITION FINISH.
RESILIENT BASE								
RB-1	RESILIENT BASE	JOHNSONITE	TIGHTLOCK CARPET	-	4.25" HIGH	63 BURNT UMBER	-	GENERAL WALL BASE IN LOCKER ROOM ENTRY CORRIDOR. REFER TO FINISH FLOOR PLAN AND INTERIOR ELEVATIONS FOR SPECIFIC LOCATIONS AND EXTENT.
SOLID SURFACE								
SS-1	QUARTZ	LX HAUSYS	VIATERA	-	63" X 130", 2CM THICK	MINUET	POLISHED	COUNTER FINISH AT MEN'S AND WOMEN'S VANITIES.
TILE								
T-1	PORCELAIN TILE	ESMER TILE	STERLINA II	F20STERGR1224	12" X 24"	GRAY	MATTE	GENERAL FLOOR TILE IN MEN'S AND WOMEN'S LOCKER ROOMS. INSTALL METHOD: 1/3 OFFSET RUNNING BOND PATTERN. INSTALL GROUT WITH MINIMAL SEAMING: MAPEI KERAPOXY 5027 SILVER. REFER TO FINISH FLOOR PLAN FOR SPECIFIC LOCATIONS AND EXTENT.
T-1A	PORCELAIN TILE BASE	ESMER TILE	STERLINA II	F20STERGR0312SBM	3" X 12"	GRAY	MATTE	TILE BASE IN WOMEN'S LOCKER ROOMS. REFER TO FINISH FLOOR PLAN FOR SPECIFIC LOCATIONS AND EXTENT.
T-2	PORCELAIN TILE	ESMER TILE	STERLINA II	F20STERGR121MO2M	2" X 2" MOSAIC	GRAY	MATTE	MOSAIC FLOOR TILE AT MEN'S AND WOMEN'S WET AREAS, WHIRLPOOL, AND COLD PLUNGE AREA. GROUT: MAPEI KERAPOXY 5027 SILVER. REFER TO FINISH FLOOR PLAN FOR SPECIFIC LOCATIONS AND EXTENT.
T-3	PORCELAIN TILE	PROSPEC, LLC	CLASSICS II	CLA2MAC12241L	12" X 24"	MACAEL WHITE	POLISHED	GENERAL WALL TILE THROUGHOUT. INSTALL METHOD: 1/3 OFFSET HORIZONTAL RUNNING BOND PATTERN. GROUT: MAPEI KERAPOXY 5027 SILVER. REFER TO FINISH FLOOR PLAN AND INTERIOR ELEVATIONS FOR SPECIFIC LOCATIONS AND EXTENT.
T-4	CERAMIC TILE	PORTOBELLO AMERICA	WATERCOLOR	WATERCOLOR01	4" X 16"	DENIM	GLOSSY	ACCENT WALL TILE AT MEN'S AND WOMEN'S WET VANITIES AND SHOWERS. INSTALL METHOD: HORIZONTAL STACK PATTERN. GROUT: MAPEI KERAPOXY 5027 SILVER. REFER TO FINISH FLOOR PLAN AND INTERIOR ELEVATIONS FOR SPECIFIC LOCATIONS AND EXTENT.
T-5	PORCELAIN TILE	ESMER TILE	LEGATI	F08LEGASA0847	8" X 47"	SAND	MATTE	ACCENT WALL TILE IN MEN'S AND WOMEN'S LOCKER ROOMS. INSTALL METHOD: 1/3 OFFSET VERTICAL RUNNING BOND PATTERN. GROUT: MAPEI KERAPOXY 5105 DRIFTWOOD. REFER TO FINISH FLOOR PLAN AND INTERIOR ELEVATIONS FOR SPECIFIC LOCATIONS AND EXTENT.
T-6	CERAMIC TILE	TILEBAR	COLORPLAY FLUTED	-	4.5" X 18"	NAUTICAL BLUE	GLOSSY	ACCENT WALL TILE AT WOMEN'S WET VANITIES. INSTALL METHOD: VERTICAL STACK BOND PATTERN. GROUT: MAPEI KERAPOXY 5027 SILVER. REFER TO FINISH FLOOR PLAN AND INTERIOR ELEVATIONS FOR SPECIFIC LOCATIONS AND EXTENT.
T-7	PORCELAIN TILE	ESMER TILE	KUDOS	F23KUDOIN1224P	12" X 24"	INDIGO	POLISHED	FEATURE TILE AT LOCKER ROOM ENTRY, WHIRLPOOL, AND COLD PLUNGE. INSTALL METHOD: VERTICAL STACK BOND PATTERN. GROUT: MAPEI KERAPOXY 5093 WARM GRAY. REFER TO FINISH FLOOR PLAN AND INTERIOR ELEVATIONS FOR SPECIFIC LOCATIONS AND EXTENT.
T-8	CERAMIC TILE	DALTILE	COLOR WHEEL CLASSIC	1174	3" X 6"	SEA BREEZE	POLISHED	ACCENT WALL TILE AT WHIRLPOOL AND COLD PLUNGE WATER LINE. REFER TO FINISH PLAN FOR SPECIFIC LOCATIONS AND EXTENT.
T-9	PORCELAIN TILE	DALTILE	KEYSTONES	D209	2" X 2" MOSAIC	NAVY SPECKLE	MATTE	ACCENT FLOOR TILE AT WHIRLPOOL AND COLD PLUNGE STEPS. REFER TO FINISH FLOOR PLAN FOR SPECIFIC LOCATIONS AND EXTENT.
WALLCOVERING								
WC-1	WALLCOVERING	MOMENTUM	BELISAMA	2VBL-03	200" X 120", 52"/54" WIDE	SERENE SAPPHIRE	-	WALLCOVERING AT WOMEN'S DRY VANITIES AND CHANGING ROOMS. REFER TO FINISH FLOOR PLAN AND INTERIOR ELEVATIONS FOR SPECIFIC LOCATIONS AND EXTENT.

FINISH SCHEDULE GENERAL NOTES

1. ALL FINISHES TO BE REVIEWED AND APPROVED AGAINST THE SCHEDULE. OWNER TO REVIEW PHYSICAL SAMPLES PRIOR TO APPROVAL.



CROSS GATES FAMILY FITNESS

Project
CROSS GATES FAMILY FITNESS
 200 N MILITARY ROAD,
 SLIDELL, LA 70461

Project No:
24-03-01



FABIANO DESIGNS INTERNATIONAL

6 SOUTH FULLERTON AVENUE
 MONTECLAIR, NJ 07042 USA
 973-746-5100
 WWW.FABIANODESIGNS.COM

Copyright © 2024 - FABIANO DESIGNS
 No Resealing Or Reproductions Without
 Written Permission from FABIANO DESIGNS

KEY PLAN 

No.	Date	Description
10/04/2024	ISSUED FOR DESIGN DEVELOPMENT	

Sheet Title:
FINISH AND MATERIAL SCHEDULE

ORIGINAL DRAWINGS IS 34X22.
 DO NOT SCALE CONTENTS OF THIS DRAWINGS

Sheet Number:
A600

Page Number: of

1 2 3 4 5 6 7 8

F

E

D

C

B

A

1 2 3 4 5 6 7 8



Project
CROSS GATES FAMILY FITNESS
 200 N MILITARY ROAD,
 SLIDELL, LA 70461

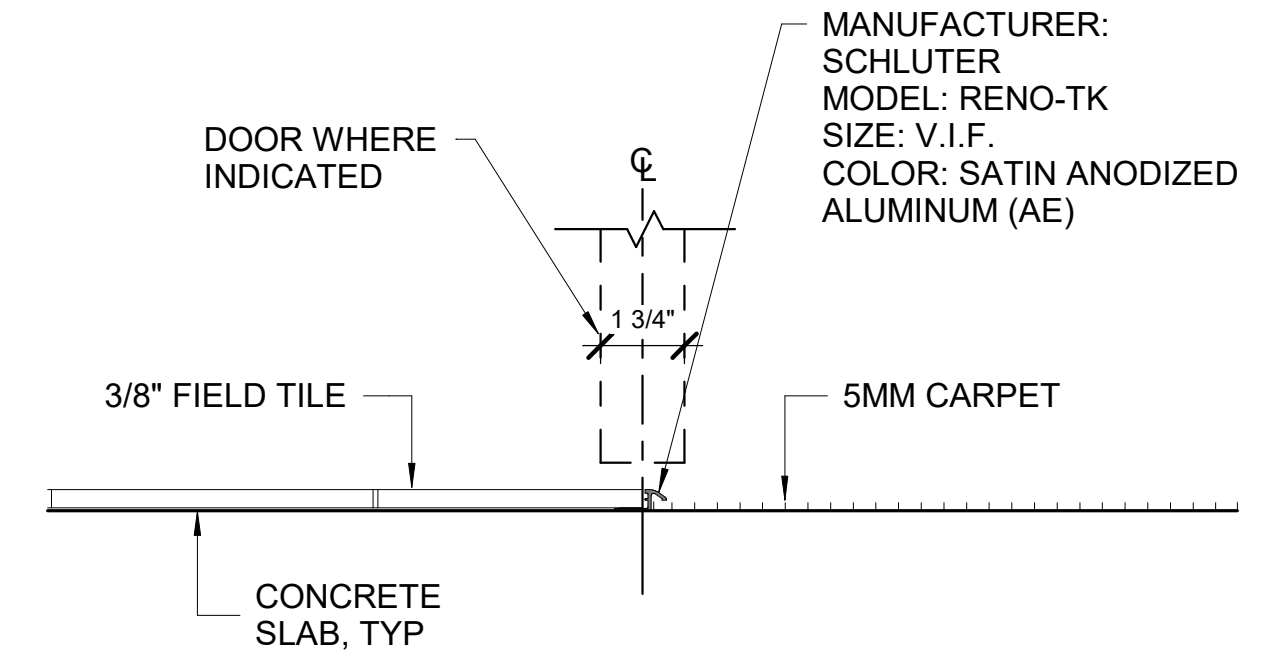
Project No:
 24-03-01



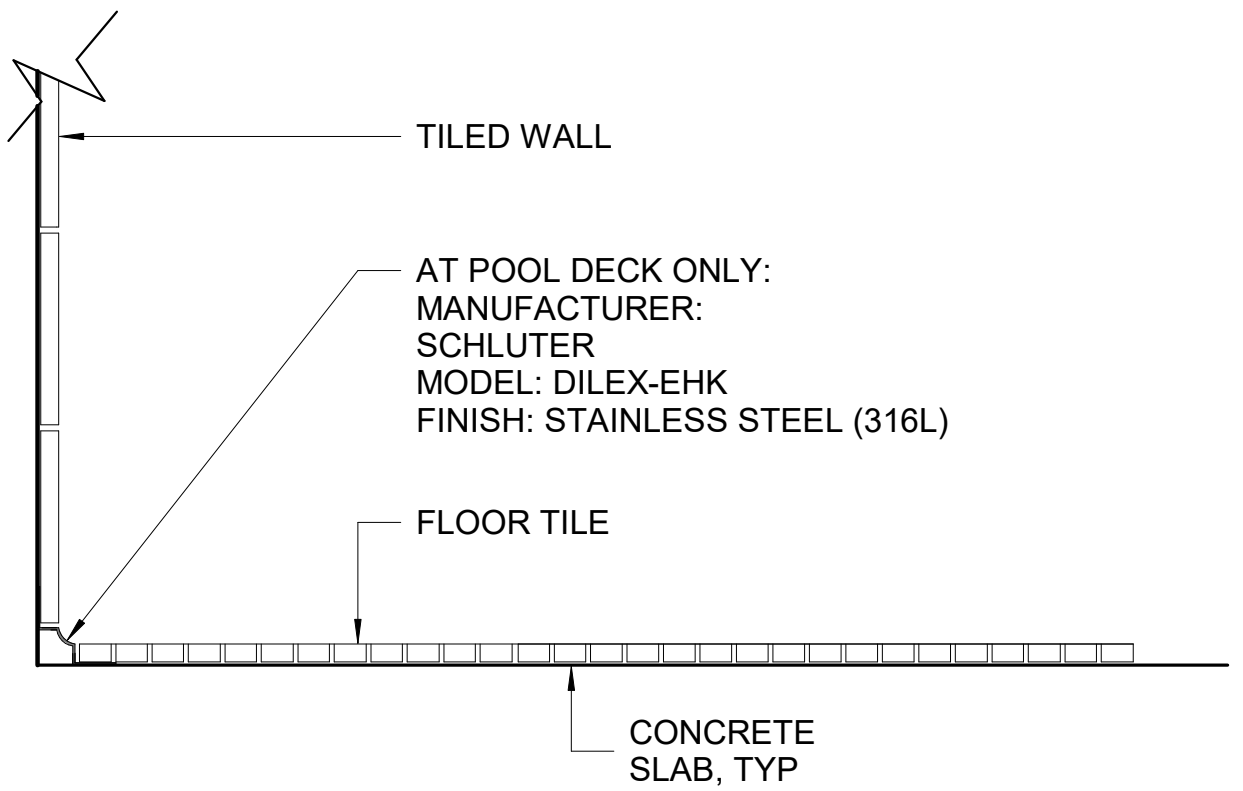
FABIANO DESIGNS INTERNATIONAL
 6 SOUTH FULLERTON AVENUE
 MONTCLAIR, NJ 07042 USA
 973-746-5100
 WWW.FABIANODESIGNS.COM

Copyright © 2024 - FABIANO DESIGNS
 No Reselling Or Reproductions Without
 Written Permission from FABIANO DESIGNS

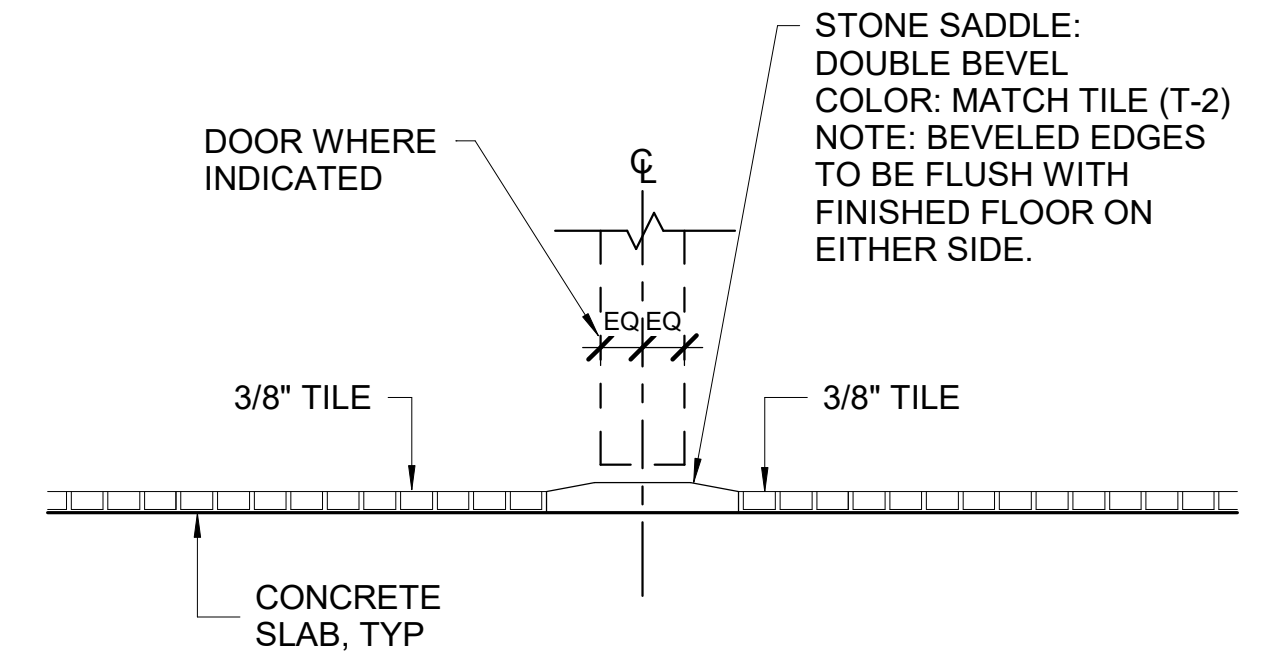
KEY PLAN



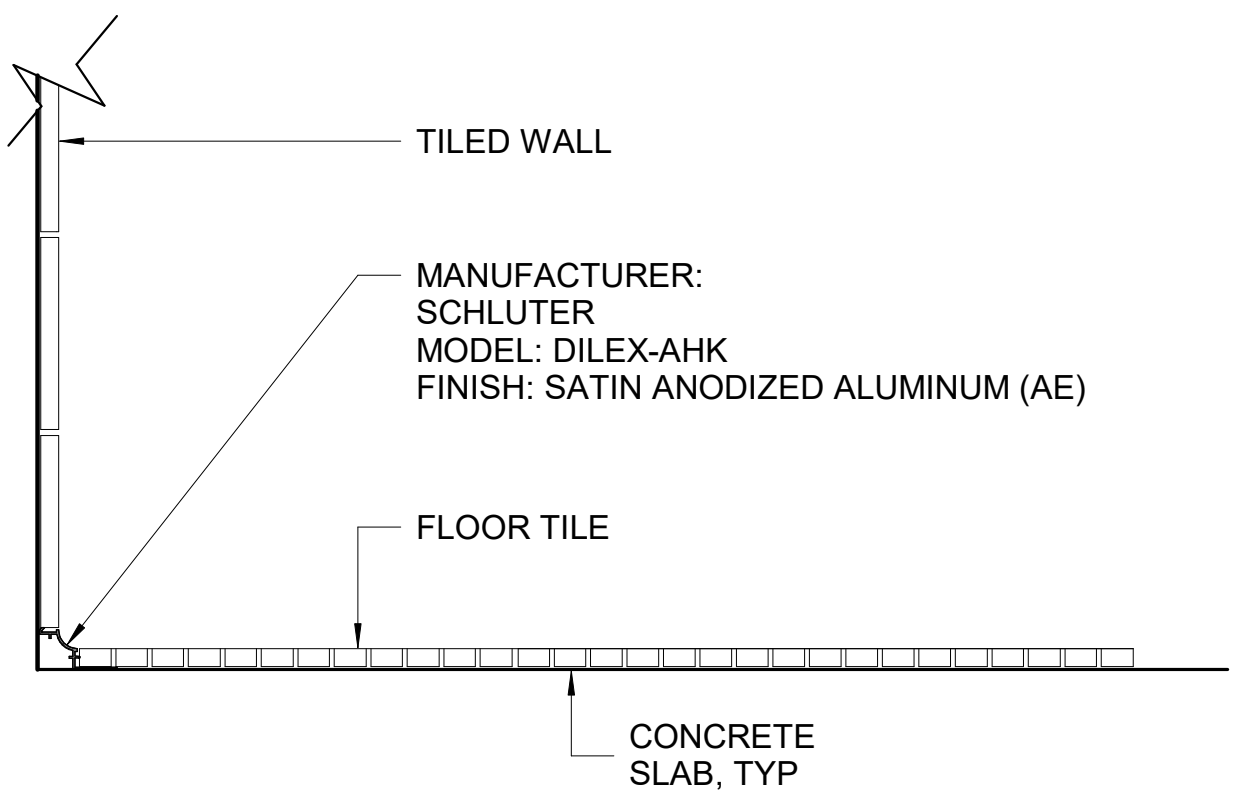
E7 S3 - TILE TO CARPET
 SCALE 3"=1'-0"



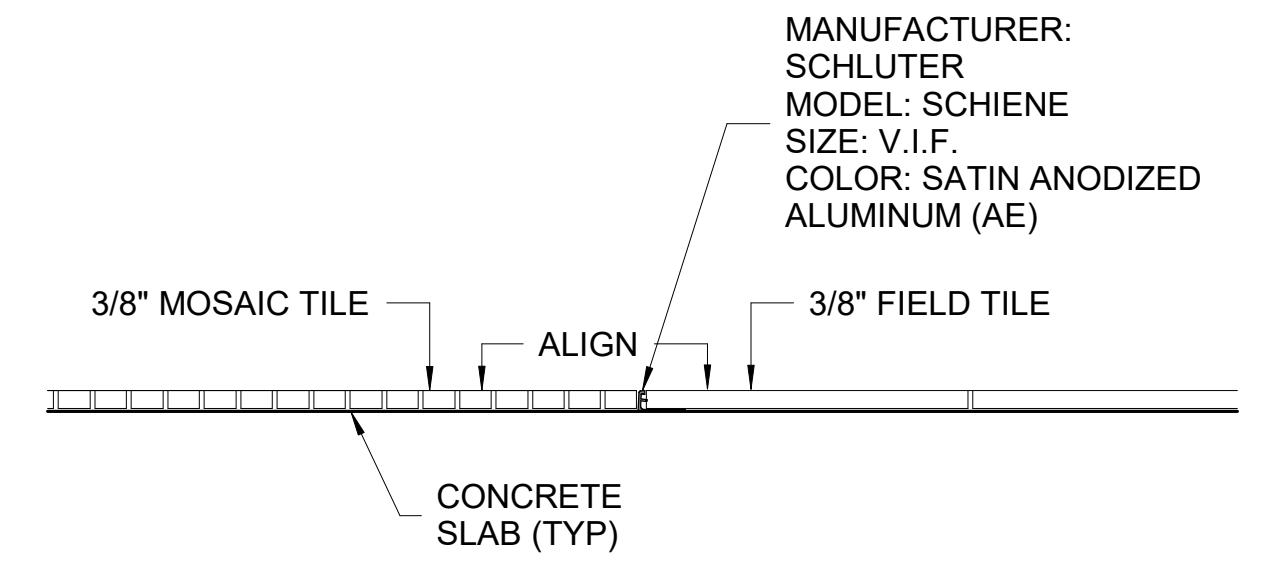
C5 S5 - WALL BASE AND FLOOR
 SCALE 3"=1'-0"



C7 S2 - TILE TO TILE
 SCALE 3"=1'-0"



A5 S4 - WALL BASE AND FLOOR
 SCALE 3"=1'-0"



A7 S1 - TILE TO TILE
 SCALE 3"=1'-0"

No. Date Description

10/04/2024 ISSUED FOR DESIGN DEVELOPMENT

Sheet Title:
TRANSITION DETAILS

ORIGINAL DRAWINGS IS 34X22.
 DO NOT SCALE CONTENTS OF THIS DRAWINGS

Sheet Number:

A670

Page Number: of