

13 CEILING FRAMING PLAN
SCALE: 3/8"= 1'-0"

GENERAL NOTES

1. ALL LUMBER SHALL BE PRESSURE TREATED WITH A RETENTION OF .4 PER C.F.
2. ALL FASTENERS SHALL BE HOT DIPPED GALVANIZED (HDG) PER ASTM A153.
3. ALL CONNECTORS SHALL BE HDG PER ASTM A653, CLASS G185 SHEET WITH 1.85 OZ/SF ZINC COATING.

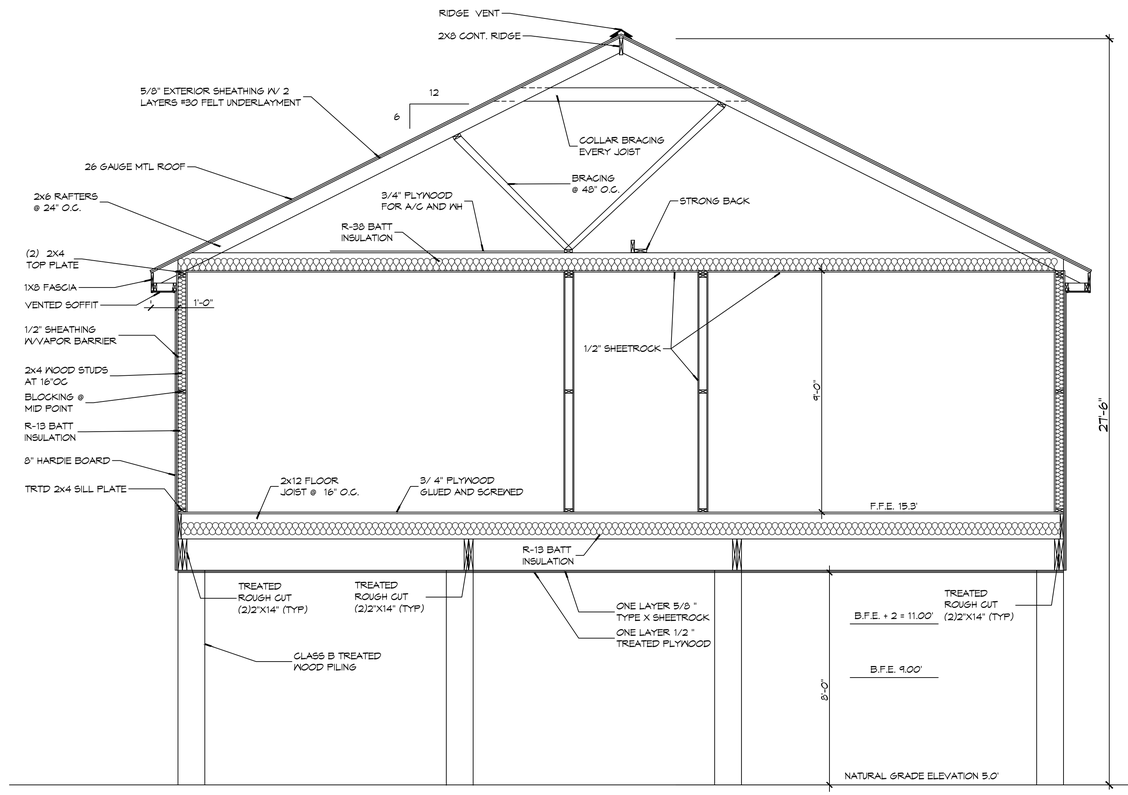

14 HOUSE SECTION
SCALE: 3/8"= 1'-0"

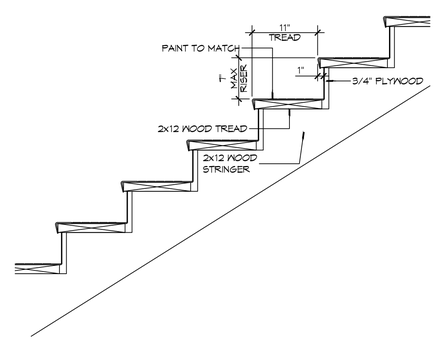

15 STAIR DETAIL
SCALE: 1"= 1'-0"

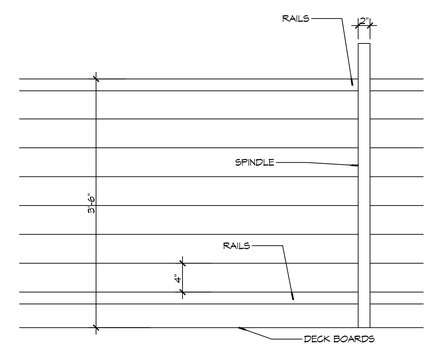

16 RAILING DETAIL
SCALE: 1"= 1'-0"

DAMMON ENGINEERING, INC.
LOUISIANA & MISSISSIPPI
Chief Engineer: Brian Mistich, PE
554 Old Spanish Trail
Slidell, LA 70458
www.dammonengineering.com
info@dammonengineering.com
PH: 985.649.5832

REVISIONS

#	DESCRIPTION	DATE

SEAL:

STATE OF LOUISIANA
BRIAN A. MISTICH
License No. 30187
PROFESSIONAL ENGINEER

NEW HOUSE PLAN

BOBBY HARRISON

3030 CAREY DRIVE
SLIDELL, LOUISIANA
70458

JOB No:	DATE:	03-16-2026
DRAWN BY: CKD	CHECKED BY: BAM	

SHEET TITLE:
CEILING FRAMING PLAN, HOUSE SECTION AND DETAILS

DRAWING NUMBER:
S104

SHEET No: 5 of 11