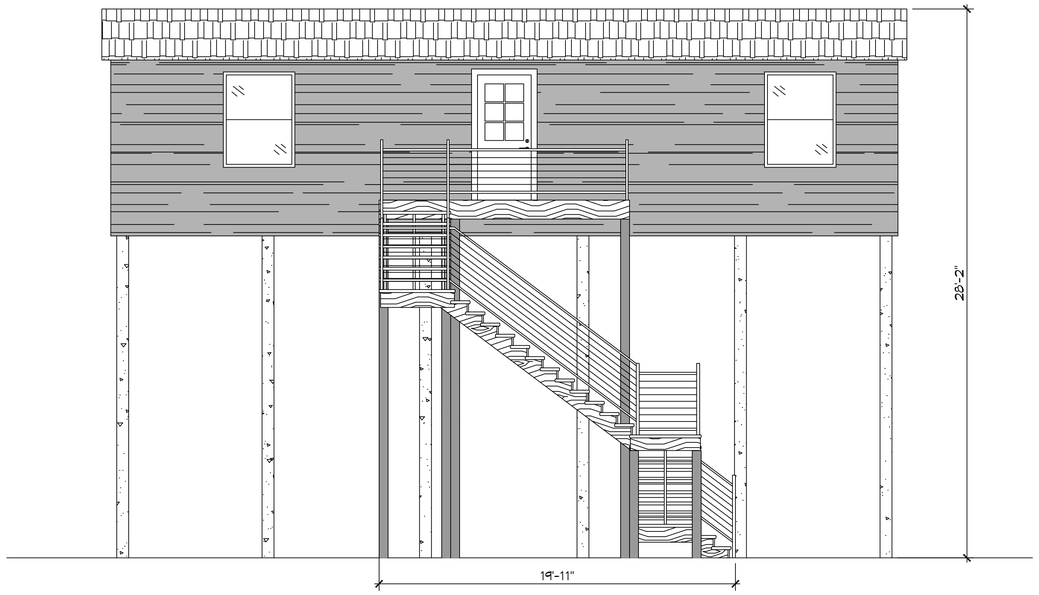


5 FRONT ELEVATION PLAN
SCALE: 1/4" = 1'-0"

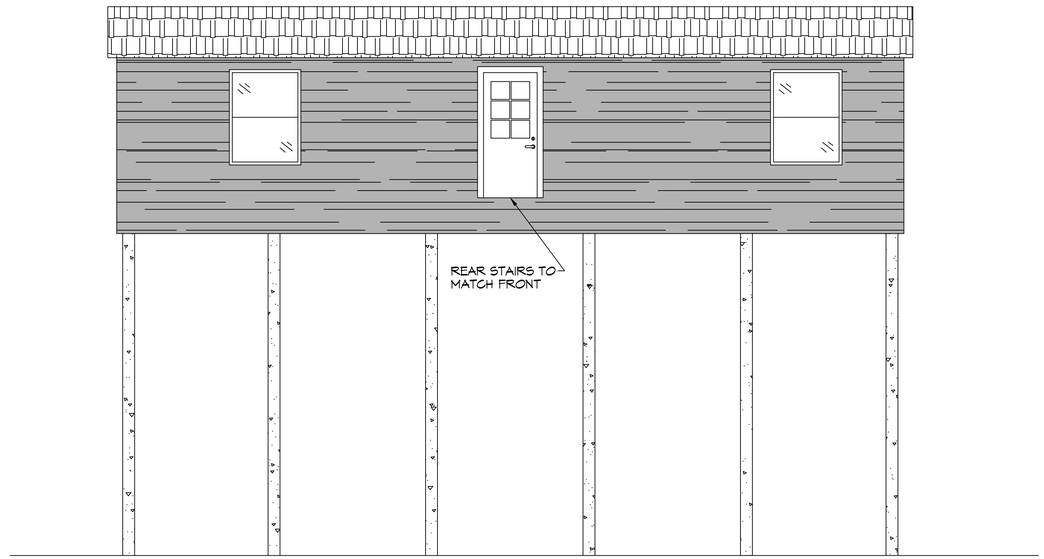


6 REAR ELEVATION PLAN
SCALE: 1/4" = 1'-0"

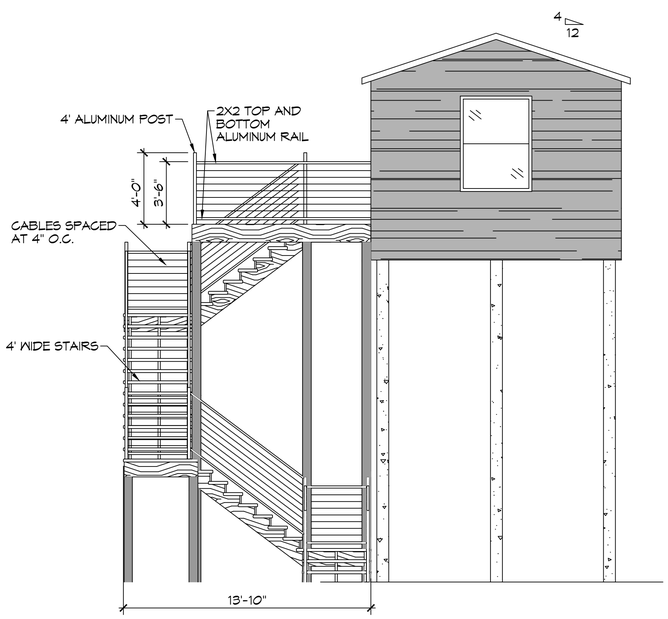


7 RIGHT ELEVATION PLAN
SCALE: 1/4" = 1'-0"

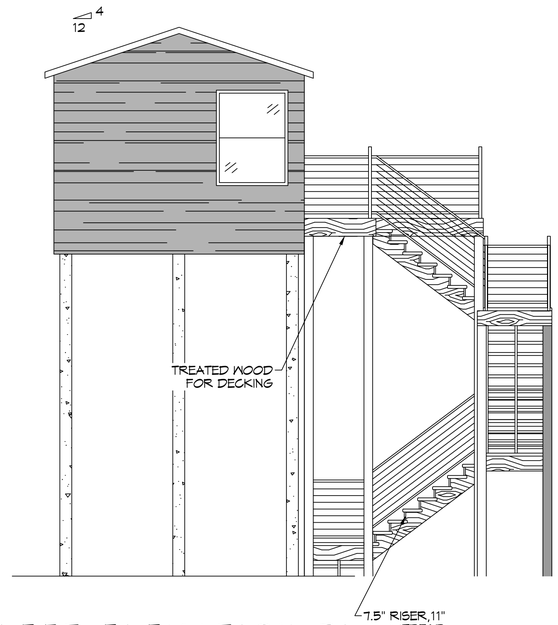


8 LEFT ELEVATION PLAN
SCALE: 1/4" = 1'-0"

DAMMON
ENGINEERING, INC.
LOUISIANA & MISSISSIPPI
www.dammonengineering.com
info@dammonengineering.com
PH: 985.649.5832
Chief Engineer: Brian Mistich, PE
5545 Lakeshore Trail
Slidell, LA 70458

| # | DESCRIPTION | REVISIONS | DATE |
|---|---|---|---|

SEAL:

CHRIS GIORDANO
405 4TH AVENUE
PASS CHRISTIAN MS, 39571

| | |
|---|---|
| JOB No: | |
| DATE: | 12-31-2024 |
| DRAWN BY: | LJP |
| CHECKED BY: | BAK |

All drawings, specifications, designs, ideas, and arrangements shown or described in this drawing are the property of Dammon Engineering, and are not to be used for any purpose other than the specified project for which they have been prepared and developed without written consent of Dammon Engineering. Visual contact with these drawings or specifications shall constitute conclusive evidence of acceptance of these restrictions.

SHEET TITLE:
ELEVATION PLAN

DRAWING NUMBER:
A102

SHEET No: 4 of 6

FILE NAME: J:_Foundations w/ Structural_DWG\Chris Giordano\Working dwgs\A102 – Elevation Plan.dwg, PLOT DATE & TIME: Tuesday, December 31, 2024 11:07:22 AM