DOOR SCHEDULE

MK	WIDTH	HEIGHT	THK	DOOR MAT	FRAME	FR	REMARKS
D01	3'-0"	6'-8"	1-3/4"	STEEL	METAL	NR	EXTERIOR TWO PANEL PUSH PULL DOOR W/ CLOSER AND DEADBOLT

POWER LEGEND

- GFIC DUPLEX RECEPTACLE - WALL MOUNTED
- RECESSED LED LIGHT FIXTURE
- VANITY LED LIGHT - WALL MOUNTED
- 3 $ THREE WAY LIGHT SWITCH
- EXHAUST FAN
- FLOOR DRAIN

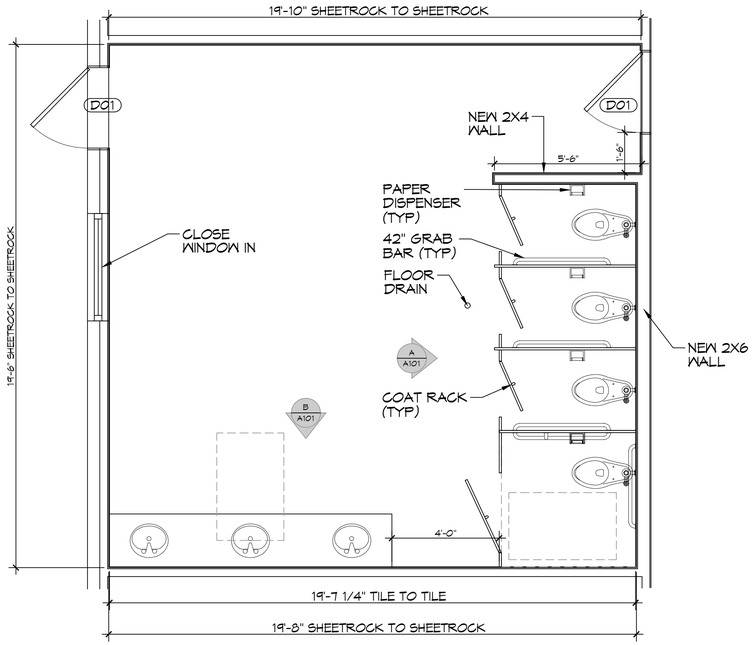

1 FLOOR PLAN
SCALE: 3/8" = 1'-0"

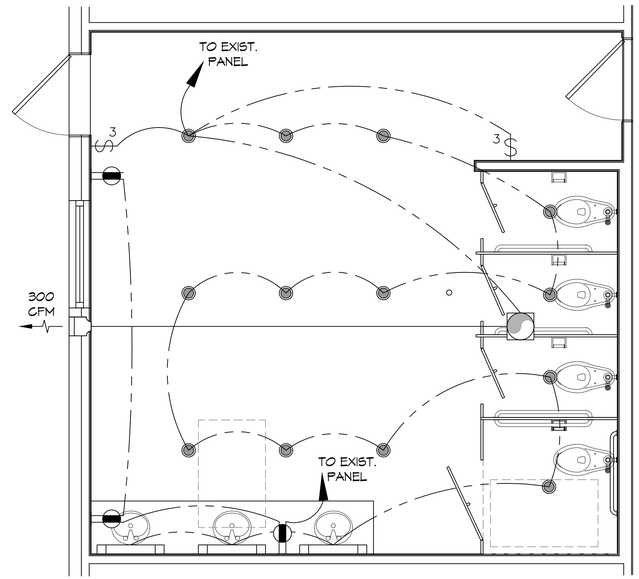

2 ELECTRICAL PLAN
SCALE: 3/8" = 1'-0"

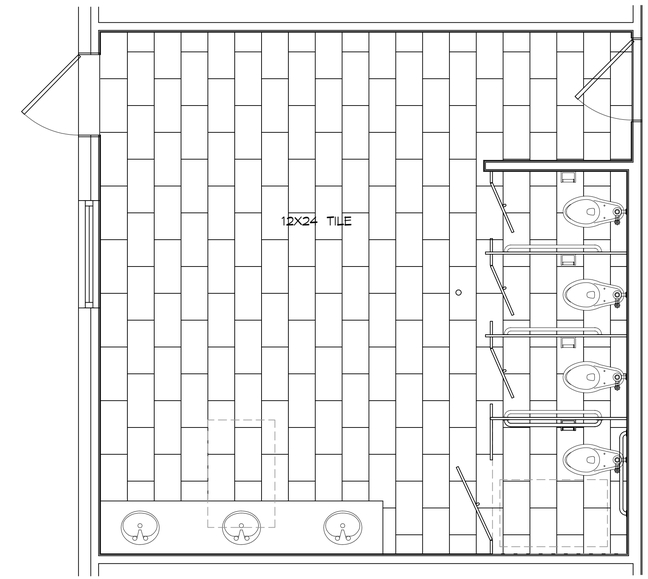

3 FINISH FLOOR PLAN
SCALE: 3/8" = 1'-0"

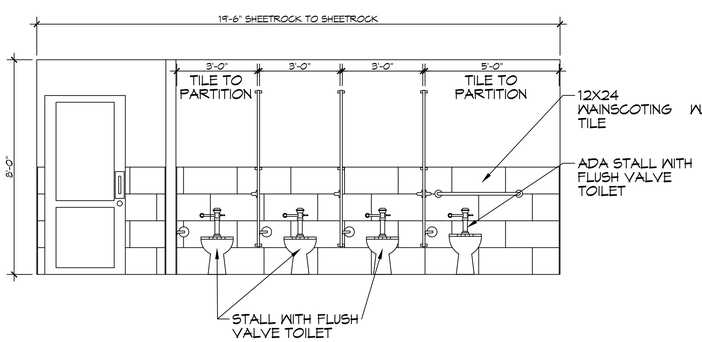

A A101 A101 RESTROOM
SCALE: 3/8" = 1'-0"

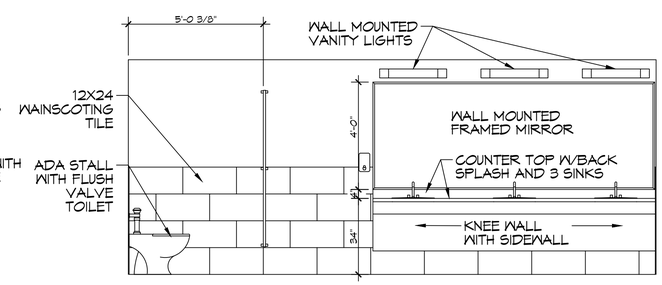

B A101 A101 RESTROOM
SCALE: 3/8" = 1'-0"

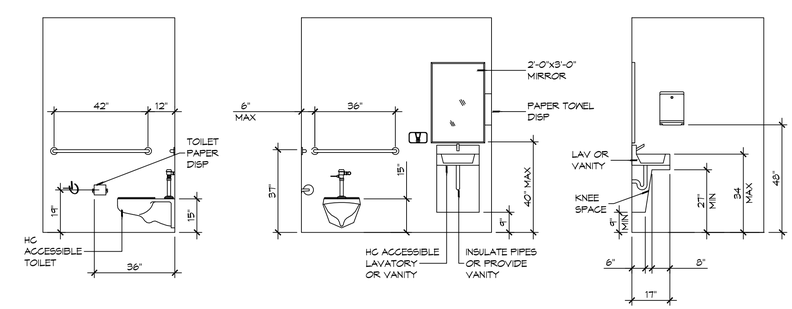

ADA INFORMATION
SCALE: 3/8" = 1'-0"

DAMMON ENGINEERING, INC.
LOUISIANA & MISSISSIPPI
www.dammonengineering.com
info@dammonengineering.com
PH: 985.649.5832
Chief Engineer: Brian Mistich, PE
5544 Grand Teton Trail
Slidell, LA 70458

REVISIONS

#	DESCRIPTION	DATE

SEAL:

NEW ADA RESTROOM
ELKS LODGE
34212 ELKS ROAD
SLIDELL LOUISIANA 70460

JOB No: 2400 DATE: 01-24-2024
DRAWN BY: CKD CHECKED BY: JMS

THE ARCHITECTURAL WORK DESIGNS, PLANS, SPECIFICATIONS, AND OTHER DOCUMENTS PREPARED BY THE ARCHITECT FOR THIS PROJECT ARE INSTRUMENTS OF SERVICE THROUGH WHICH THE ARCHITECTURAL WORK TO BE ERECTED AND THE ESTATE TO BE PLANNED, ARRANGED, AND DEVELOPED AS EXEMPLIFIED BY SUCH DOCUMENTS ARE TO BE ERECTED, ARE PROPERTY OF THE ARCHITECT. THE ARCHITECT RETAINS ALL COMMON LAW, STATUTORY AND OTHER RIGHTS, INCLUDING THE COPYRIGHT. THE DOCUMENTS MAY NOT BE ALTERED OR REPRODUCED WITHOUT THE WRITTEN CONSENT OF THE ARCHITECT.

SHEET TITLE:
FLOOR PLAN, ELECTRICAL PLAN, FINISH FLOOR PLAN, ELEVATIONS

DRAWING NUMBER:
A101

SHEET No: 1 of # 1