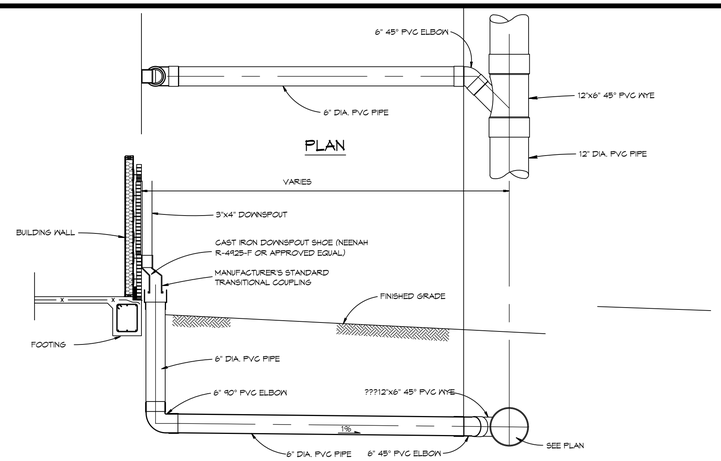

4 DETAIL
SCALE: N.T.S. TYPICAL ROOF DRAIN

SITE DRAINAGE LEGEND

- PROPERTY LINE
- TC =11.47 — TOP OF CONCRETE
- TOG =11.47 — TOP OF GRADE
- INV =11.47 — INVERT OF PIPE
- 00.00 — EXISTING ELEVATIONS
- ST — NEW SUBSURFACE DRAINAGE PIPE
- DRAINAGE FLOW DIRECTION ARROWS

GENERAL SITE DRAINAGE NOTES

1. DRAIN PIPE(S) MUST BE THE BELL AND SPIGOT TYPE WITH "O" RING RUBBER GASKETS. THE BELLS OF THE PIPES SHALL BE LAID UPSTREAM. ALL JOINTS SHALL BE WRAPPED WITH GEOTEXTILE FABRIC. ALL PIPES SHALL REQUIRE A 3" COMPACTED SAND OR LIMESTONE BASE.
2. DRAIN PIPE AND FITTINGS WITHIN PROPERTY LINE SHALL BE POLYVINYL CHLORIDE PLASTIC PIPE, MEETING CLASS 100 C-900 PVC.
3. ELEVATIONS SHOWN ARE M.S.L.
4. FIELD VERIFY ALL ELEVATIONS AND AND DRAINAGE SYSTEM PLACEMENT PRIOR TO START OF WORK.
5. PROVIDE VERTICAL ELBOW AT DOWNSPOUTS FOR CONNECTION TO SUBSURFACE DRAINAGE WHERE INDICATED. ELBOW ID SHALL BE SIZED SUCH THAT THE DOWNSPOUT CAN BE INSERTED INTO THE PIPE OPENING.
6. MAINTAIN ALL DRAINAGE FOR PROPER PERFORMANCE.

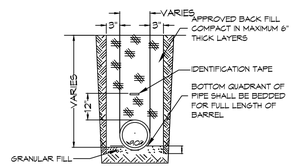

NOTES:
1) DRAIN PIPE & FITTINGS SHALL BE POLYVINYL CHLORIDE PLASTIC PIPE, MEETING CLASS 100 C-900 PVC.
2) ELEVATIONS SHOWN ARE M.S.L.

3 DETAIL
SCALE: N.T.S. TYPICAL DRAIN PIPE

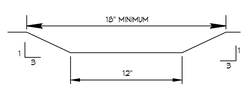

2 DETAIL
SCALE: N.T.S. TYPICAL SWALE

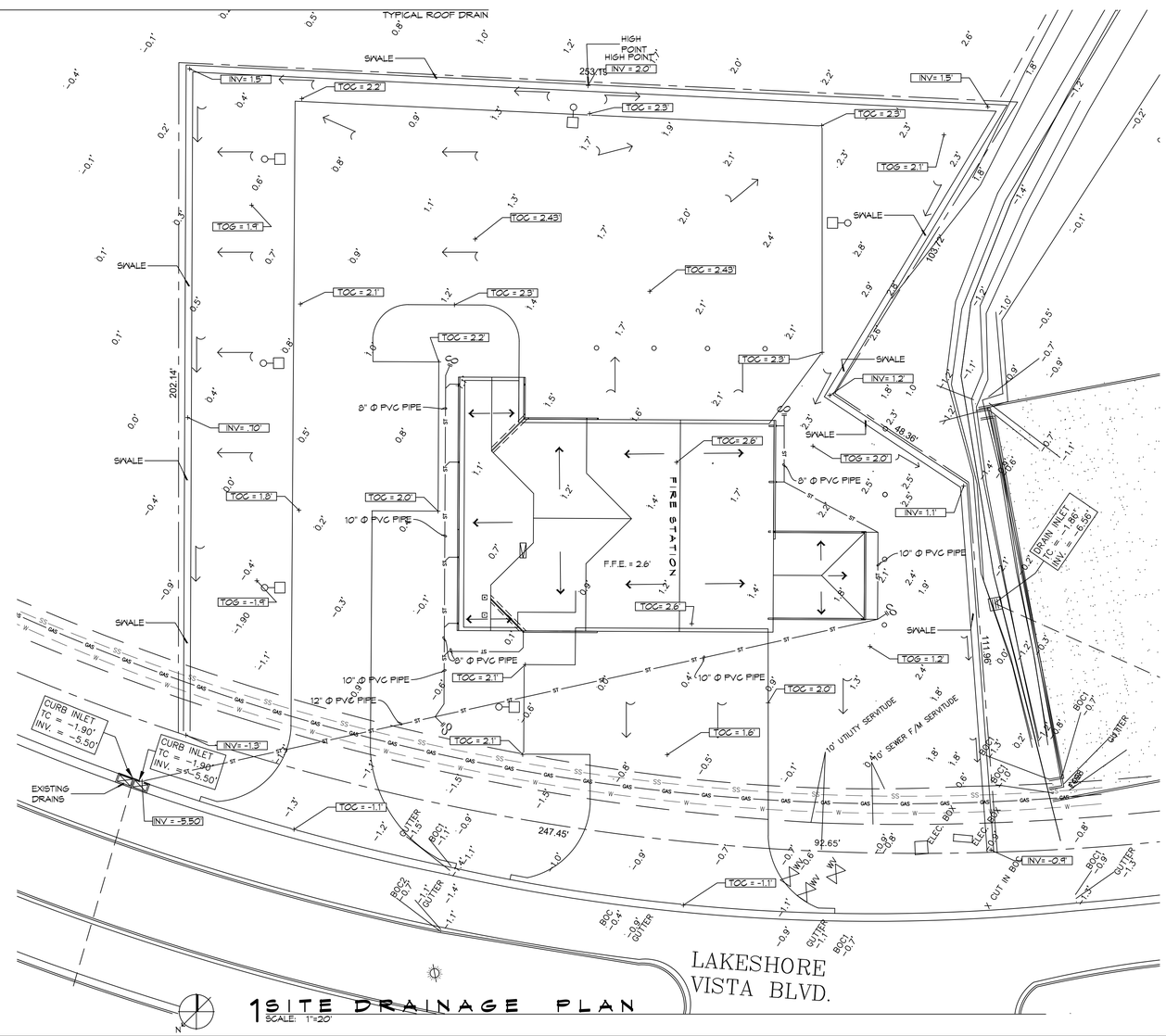

1 SITE DRAINAGE PLAN
SCALE: 1"=20'

DAMMON ENGINEERING, INC.
LOUISIANA & MISSISSIPPI

www.dammonengineering.com
info@dammonengineering.com
PH: 985.649.3832

Chief Engineer: Brian Mistich, PE
5540 Oak Grove Trail
Slidell, LA 70458

#	DESCRIPTION	REVISIONS	DATE

SEAL:

STATE OF LOUISIANA — BRIAN A. MISTICH License No. 30187 — PROFESSIONAL ENGINEER

NEW FIRE STATION #10
ST. TAMMANY FIRE PROTECTION DISTRICT NO. 1

2145 LAKESHORE VISTA BLVD
SLIDELL, LA 70461

JOB No:	2919	DATE:	12-03-2025
DRAWN BY:	CCD	CHECKED BY:	BAM

These plans and specifications, including but not limited to, the technical drawings, computer files, and all data prepared or furnished by Dammon Engineering, are the sole property of Dammon Engineering and shall be used only for the purpose and project for which they were prepared or furnished. Any other use or reproduction without written consent of Dammon Engineering is prohibited. Title to the plans and specifications remains with Dammon Engineering. Visual contact with these plans and specifications shall constitute conclusive evidence of acceptance of these restrictions.

SHEET TITLE:
SITE PLAN - DRAINAGE AND DETAILS

DRAWING NUMBER:
C104

SHEET No: 9 of 37

FILE NAME: J:_Government\2919 - Fire Station #10\Drawings\Current Drawings\C104- Drainage Plan & Details.dwg PLOT DATE & TIME: Monday, January 12, 2026 8:59:05 AM