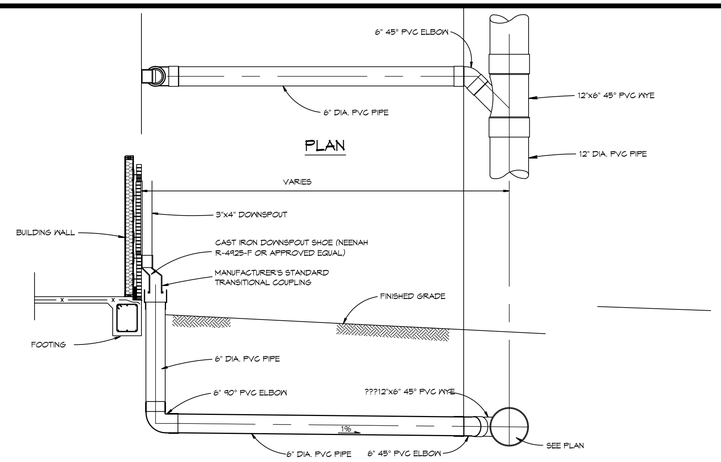

4 DETAIL
SCALE: N.T.S. TYPICAL ROOF DRAIN

SITE DRAINAGE LEGEND

— — —	PROPERTY LINE
TC =11.47	TOP OF CONCRETE
TOG =11.47	TOP OF GRADE
INV =11.47	INVERT OF PIPE
00.00	EXISTING ELEVATIONS
ST ST ST	NEW SUBSURFACE DRAINAGE PIPE
	DRAINAGE FLOW DIRECTION ARROWS

GENERAL SITE DRAINAGE NOTES

1. DRAIN PIPE(S) MUST BE THE BELL AND SPIGOT TYPE WITH "O" RING RUBBER GASKETS. THE BELLS OF THE PIPES SHALL BE LAID UPSTREAM. ALL JOINTS SHALL BE WRAPPED WITH GEOTEXTILE FABRIC. ALL PIPES SHALL REQUIRE A 3" COMPACTED SAND OR LIMESTONE BASE.
2. DRAIN PIPE AND FITTINGS WITHIN PROPERTY LINE SHALL BE POLYVINYL CHLORIDE PLASTIC PIPE, MEETING CLASS 100 C-900 PVC.
3. ELEVATIONS SHOWN ARE M.S.L.
4. FIELD VERIFY ALL ELEVATIONS AND AND DRAINAGE SYSTEM PLACEMENT PRIOR TO START OF WORK.
5. PROVIDE VERTICAL ELBOW AT DOWNSPOUTS FOR CONNECTION TO SUBSURFACE DRAINAGE WHERE INDICATED. ELBOW ID SHALL BE SIZED SUCH THAT THE DOWNSPOUT CAN BE INSERTED INTO THE PIPE OPENING.
6. MAINTAIN ALL DRAINAGE FOR PROPER PERFORMANCE.

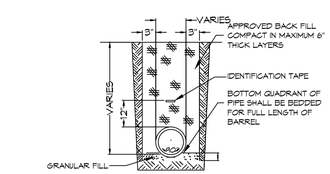

NOTES:
1) DRAIN PIPE & FITTINGS SHALL BE POLYVINYL CHLORIDE PLASTIC PIPE, MEETING CLASS 100 C-900 PVC.
2) ELEVATIONS SHOWN ARE M.S.L.

3 DETAIL
SCALE: N.T.S. TYPICAL DRAIN PIPE

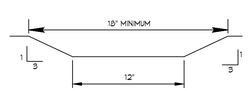

2 DETAIL
SCALE: N.T.S. TYPICAL SWALE

awings\Current Drawings\BP.dwg

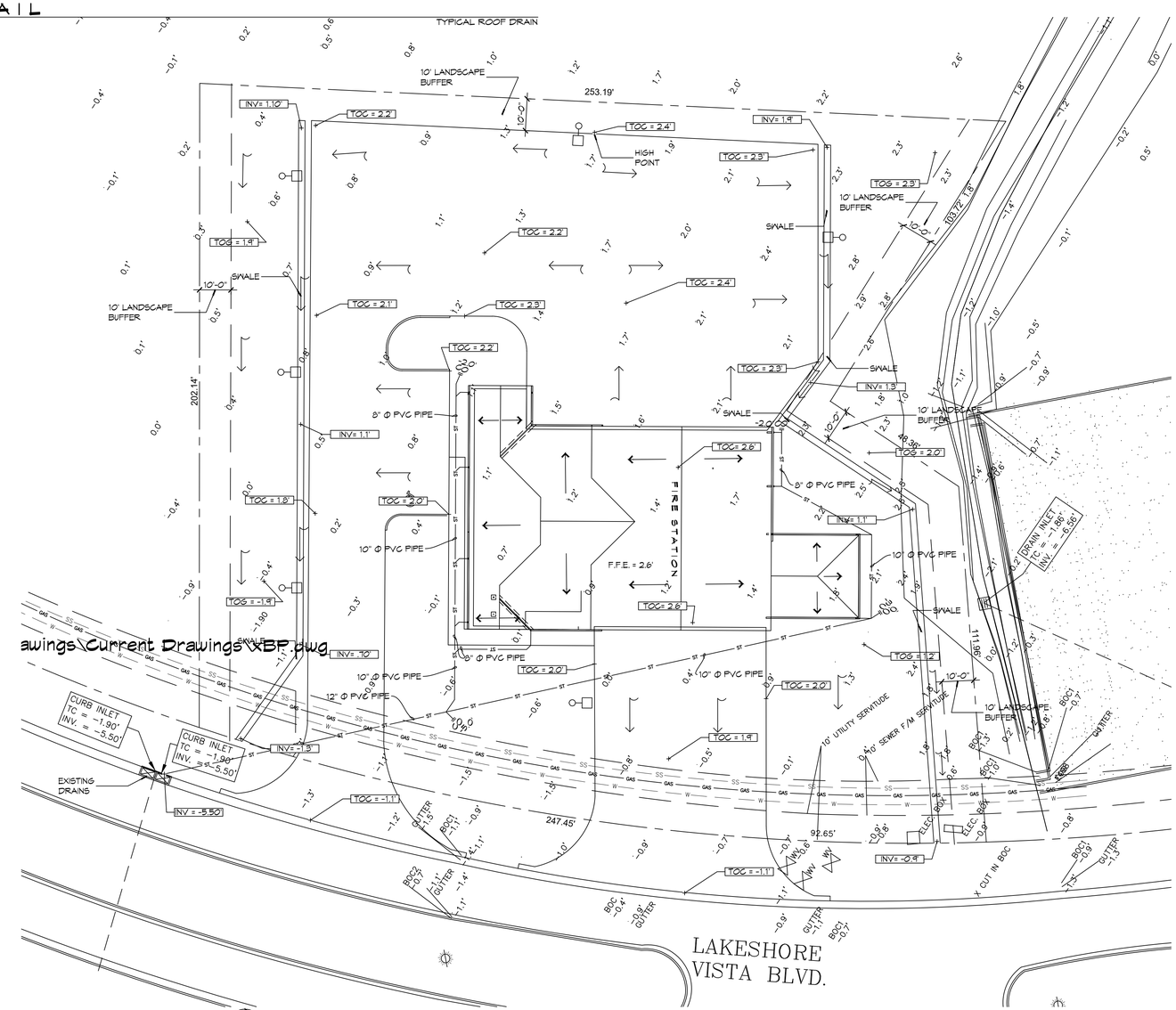

1 SITE DRAINAGE PLAN
SCALE: 1"=20'

DAMMON ENGINEERING, INC.
LOUISIANA & MISSISSIPPI
www.dammonengineering.com
info@dammonengineering.com
PH: 985.649.3832
Chief Engineer: Brian Mistich, PE
5540 Oakwood Trail
Slidell, LA 70458

#	DESCRIPTION	DATE

REVISIONS

SEAL:

NEW FIRE STATION #10
ST. TAMMANY FIRE PROTECTION DISTRICT No. 1
27145 LAKESHORE VISTA BLVD
SLIDELL, LA 70461

JOB No:	2519	DATE: 1-16-2026
DRAWN BY:	CKD	CHECKED BY: BAK

THIS DOCUMENT IS PROPERTY OF DAMMON ENGINEERING, INC. THERE IS NO EXPRESSED OR IMPLIED LICENSE OR OTHER RIGHTS TO REPRODUCE, USE OR PUBLISH THIS DOCUMENT FOR ANY PURPOSE WHATSOEVER. THIS DOCUMENT IS TO BE RETURNED UPON REQUEST. THIS DOCUMENT WAS PREPARED FOR THE EXCLUSIVE USE OF THE OWNER FOR THE PROJECT IDENTIFIED HEREIN. THE OWNER IS THE SOLE PURPOSE AND DEVELOPER WITH RESPECT TO THE PROJECT IDENTIFIED HEREIN. ANY OTHER USE OR PUBLICATION IS PROHIBITED WITHOUT THE EXPRESSED WRITTEN CONSENT OF DAMMON ENGINEERING, INC.

SHEET TITLE:
SITE PLAN - DRAINAGE AND DETAILS

DRAWING NUMBER:
C104

SHEET No: 8 of 37

FILE NAME: J:\- Government\2519 - Fire Station #10\Drawings\Current Drawings\C104- Drainage Plan & Details.dwg PLOT DATE & TIME: Thursday, January 29, 2026 9:51:08 AM