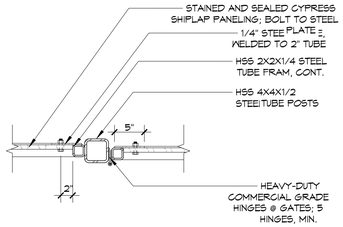

1 MECHANICAL YARD GATE PLAN DETAIL
SCALE: 1"= 1'-0"

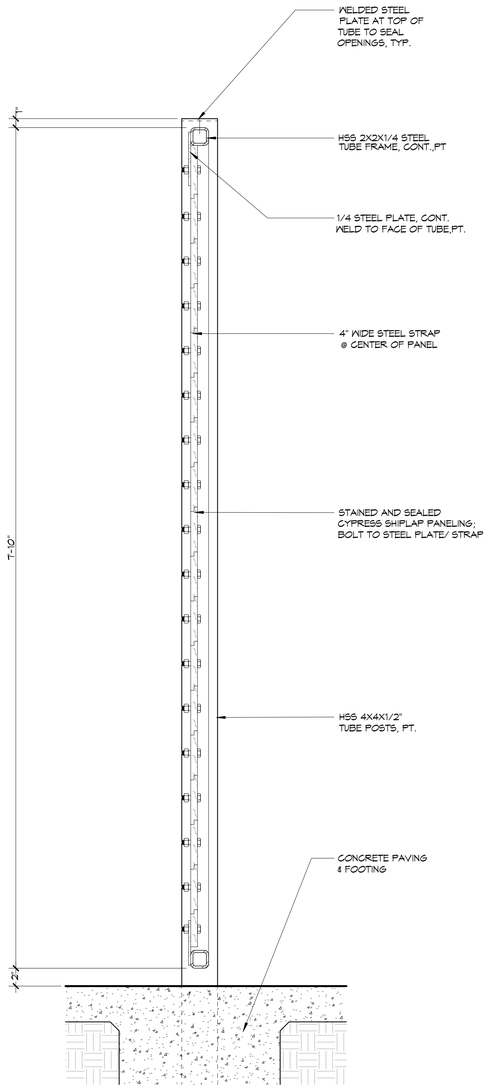

2 MECHANICAL YARD GATE SECTION
SCALE: 1 1/2"= 1'-0"

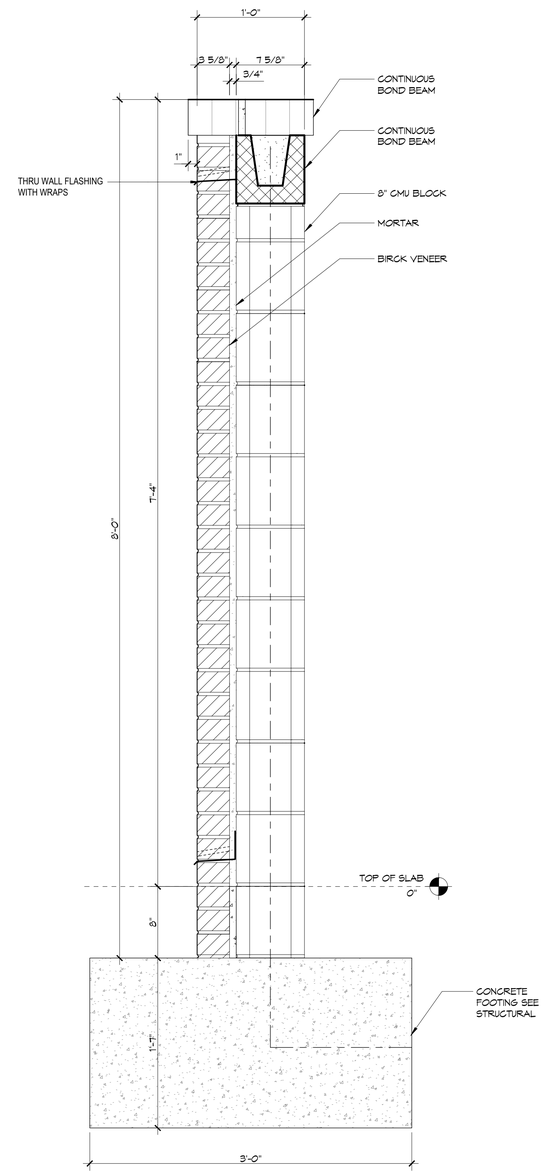

3 TYPICAL MECHANICAL WALL SECTION
SCALE: 1 1/2"= 1'-0"

DAMMON ENGINEERING, INC.
LOUISIANA & MISSISSIPPI
www.dammonengineering.com
info@dammonengineering.com
PH: 985.649.5832
Chief Engineer: Brian Mistich, PE
5544 Highway 190 East
Slidell, LA 70458

#	DESCRIPTION	REVISIONS	DATE

SEAL:

NEW MEDICAL OFFICE
DIANA OAK HARBOR REAL ESTATE LLC
540 OAK HARBOR BLVD
SLIDELL, LA 70458

JOB No:	2513
DATE:	05-16-2025
DRAWN BY:	CKD
CHECKED BY:	JMS

This drawing is the property of Dammon Engineering, and shall not be used for other work and is to be returned after completion of the work for which it was loaned. Reproduction or publication of this drawing, in whole or in part, is prohibited without the written consent of Dammon Engineering. Written dimensions shall have precedence over scale dimensions. Contractor shall verify and be responsible for all dimensions. Do not scale this drawing. Any discrepancies shall be reported to the Engineer before proceeding with the work.

SHEET TITLE:
MECHANICAL YARD SECTIONS

DRAWING NUMBER:
A7.0

SHEET No: 22 of 52

FILE NAME: J:\c_Hospitals - Medical - Dental\2513 - Fairline Shops Facility Update\Current Drawings to Use\A7.0 - Mechanical Yard Plan.dwg PLOT DATE & TIME: Friday, May 16, 2025 3:54:13 PM