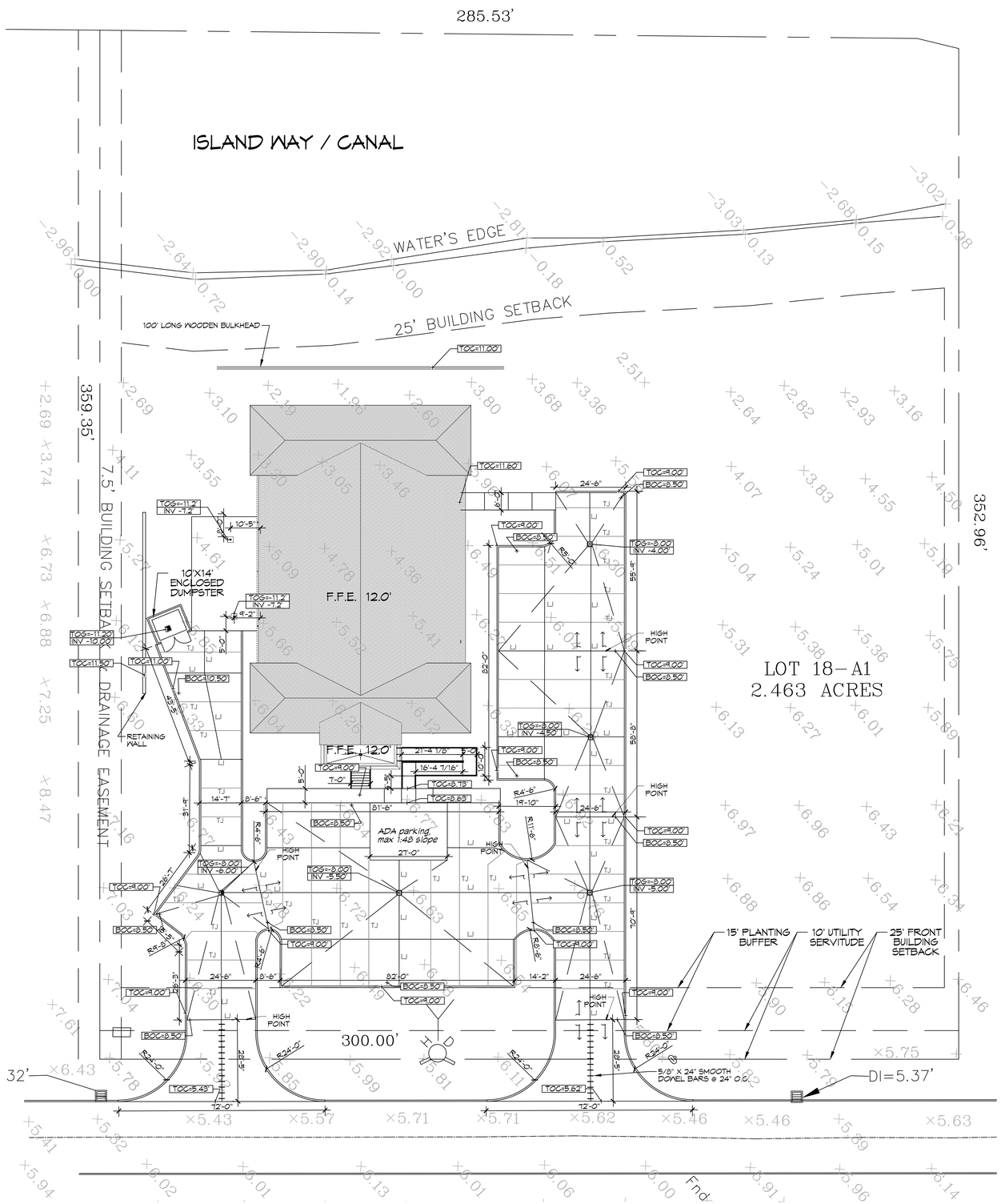

6 PAVING PLAN
SCALE: 1" = 20'-0"

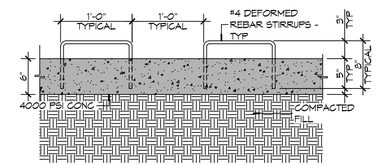

G CURB DOWEL DETAIL

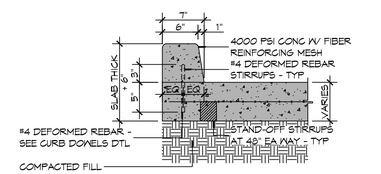

F TYPICAL CURB

3/8" MTL KEYWAY JOINT SYSTEM NOTE:
LONGITUDINAL JOINTS (LJ): No.5 DEFORMED DOWEL ROD 24" L @ 24" O.C.
TRANSVERSE JOINTS (TJ): No.5 SMOOTH DOWEL ROD 24" L @ 24" O.C.

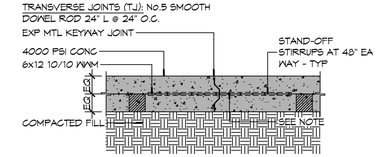

E TYPICAL PAVEMENT JOINT

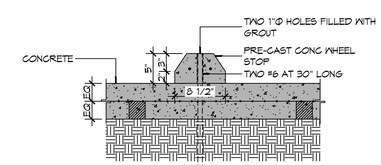

D TYPICAL WHEEL STOP

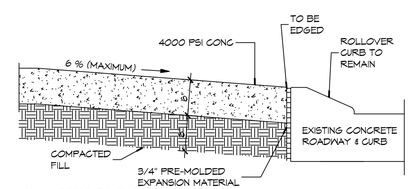

C EXISTING PAVING TO NEW PAVING

NOTE:
ALL DRIVEWAYS IN R/W SHALL BE MINIMUM 6" THICK CONCRETE OVER 6" COMPACTED SAND BASE. CONCRETE SHALL BE 4000 PSI, REINFORCED WITH POLYPROPYLENE FIBERS (1-1/2 ONE-POUND BAGS PER C.Y. OF CONCRETE)

PAVING DETAILS
SCALE: 1" = 1'-0"

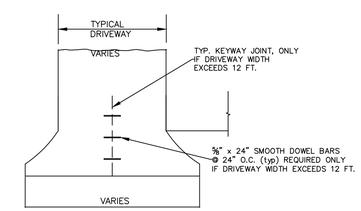

CONCRETE DRIVEWAY APRON
NTS

CONCRETE APRON
SCALE: N.T.S.

GENERAL PAVING NOTES

1. ALL NEW CONCRETE SHALL SHALL HAVE A MINIMUM COMPRESSIVE STRENGTH OF 4,000 PSI AT 28 DAYS AND A MINIMUM THICKNESS OF 6". CONCRETE MIX SHALL BE IN ACCORDANCE WITH THE LATEST REVISION OF ASTM C-150 TYPE 1.
2. CONCRETE PAVING THICKNESS SHALL VARY AS FOLLOWS:
   a. APRONS & LOADING AREAS = 8" THICKNESS (INDICATED WITH CROSS HATCH WHERE OCCURS)
   b. DRIVE LANES & PARKING AREAS = 6" THICKNESS (STANDARD UNO)
3. ALL REINFORCING STEEL SHALL MEET ASTM-A615 (GRADE 60).
4. ALL REINFORCING STEEL SHALL BE SECURELY SUPPORTED TO PREVENT BOTH VERTICAL AND HORIZONTAL MOVEMENT DURING CONCRETE PLACEMENT. ALL CONTROL AND EXPANSION JOINTS SHALL BE LOCATED AND INSTALLED AS SHOWN ON THE PAVING PLAN AND IN ACCORDANCE WITH THE MANUFACTURER'S RECOMMENDATIONS.
5. ALL SUB GRADE FILL SHALL BE SELECT GRANULAR MATERIAL COMPACTED TO 95% STANDARD PROCTOR DENSITY IN A MAXIMUM OF 6" LIFTS.
6. ANY WORK WITHIN THE ROADWAY OR ADJACENT TO THE ROADWAY CAUSING AN INTERFERENCE TO VEHICULAR TRAFFIC MUST CONFORM TO THE REQUIREMENTS SET FORTH BY THE UNIFORM MANUAL OF TRAFFIC CONTROL DEVICES OF THE STATE OF LOUISIANA. THE CONTRACTOR MUST FURNISH ALL NECESSARY TRAFFIC SIGNS AND/OR BARRICADES AND MAINTAIN THEM DURING CONSTRUCTION ACTIVITY.

PAVING LEGEND

TOG XXX.X	TOP OF CONCRETE OR CURB ELEVATION
TOG XXX.X / INV XXX.XX	TOP OF GRATE ELEVATION / INVERT OF PIPE ELEVATION
LJ	LONGITUDINAL JOINTS (LJ) = NO. 5 DEFORMED DOWEL RODS 24" LONG @ 24" O. C.
TJ	TRANSVERSE JOINTS (TJ) = NO. 5 SMOOTH DOWEL RODS 24" LONG @ 24" O. C.
	PARKING WHEEL STOP
	NEW CATCH BASIN
X000.00	EXISTING TOPO

DAMMON ENGINEERING, INC.
LOUISIANA & MISSISSIPPI
www.dammonengineering.com
info@dammonengineering.com
PH: 985.649.5832
Chief Engineer: Brian Mistich, PE
554 Old Spanish Trail
Slidell, LA 70458

#	DESCRIPTION	DATE
	REVISIONS	

SEAL: STATE OF LOUISIANA — BRIAN A. MISTICH, License No. 30187 — PROFESSIONAL ENGINEER

NEW MEDICAL OFFICE
DIANA OAK HARBOR REAL ESTATE LLC
540 OAK HARBOR BLVD
SLIDELL, LA 70459

JOB No:	25113
DATE:	05-16-2025
DRAWN BY:	CKD
CHECKED BY:	BAM

This drawing and specifications, design and arrangement represented thereon is and shall remain the property of Dammon Engineering, and no part thereof shall be copied, disclosed to others, or used in connection with any work or project other than the specific project for which it has been prepared and developed without the written consent of Dammon Engineering. Visual contact with these drawings or specifications shall constitute prima facie evidence of acceptance of these restrictions.

SHEET TITLE:
PAVING PLAN

DRAWING NUMBER:
C6

SHEET No: 8 of 52