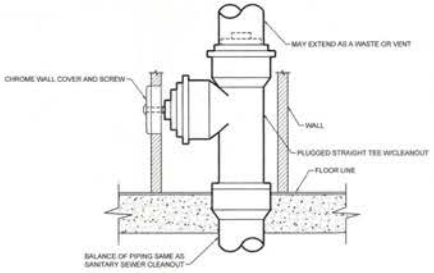

WALL CLEANOUT DETAIL

N.T.S.

NOTE:
EXAMPLE SHOWN IS CAST IRON. PVC/DWV EXAMPLE SIMILAR.

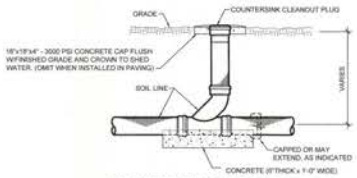

ONE-WAY FLUSH GRADE CLEANOUT DETAIL

N.T.S.

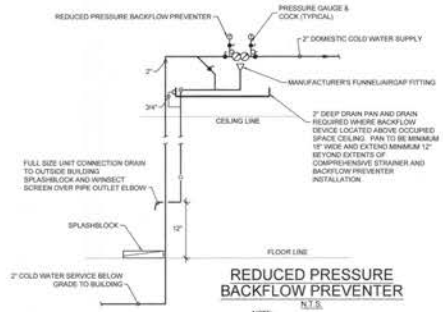

REDUCED PRESSURE BACKFLOW PREVENTER

N.T.S.

NOTE:
INSULATED WATER PIPING AND DRAIN PIPING CONCEALED IN WALL.

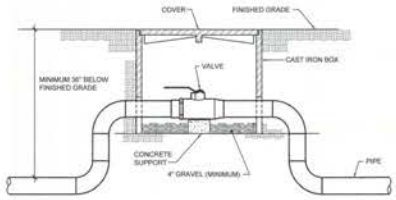

TYPICAL VALVE BOX DETAIL

N.T.S.

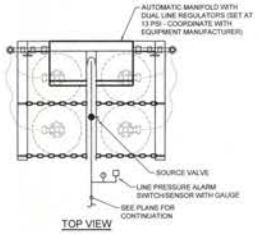

TOP VIEW

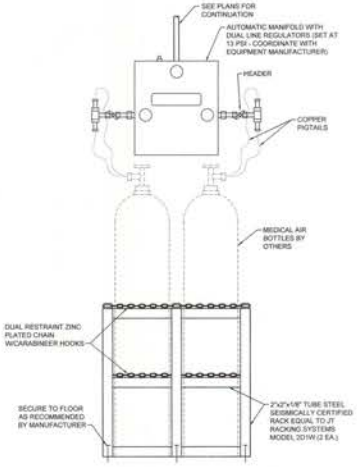

FRONT VIEW

CARBON DIOXIDE MANIFOLD DETAIL

N.T.S.

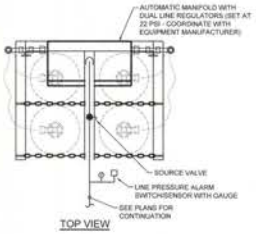

TOP VIEW

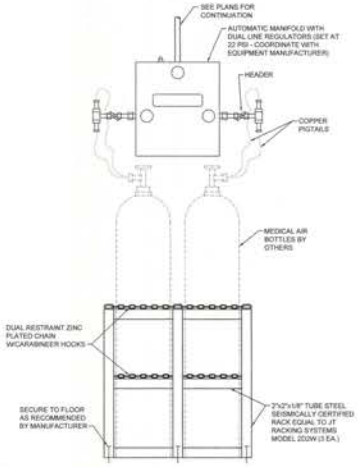

FRONT VIEW

MIXED GAS MANIFOLD DETAIL (89%NIT, 6%CO2, 5% OXY)

N.T.S.

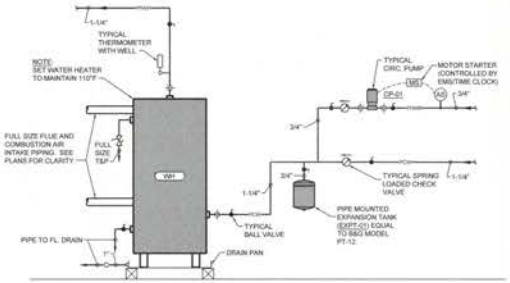

WATER HEATER (WH-01) DETAIL

N.T.S.

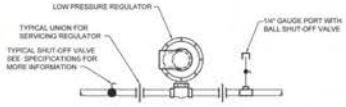

GAS REGULATOR DETAIL

N.T.S.

NOTES:
1. PROVIDE VENT TO OUTDOORS FOR ALL REGULATORS LOCATED INSIDE BUILDING.
2. SEE PLANS FOR PIPE SIZES.
3. SEE REGULATOR SCHEDULE FOR INLET PRESSURE, OUTLET PRESSURE AND MBH (CFH) REQUIREMENTS.

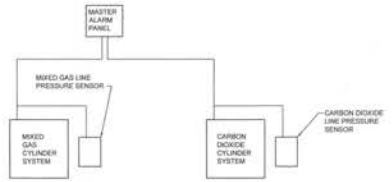

ALARMS REQUIRED:
1. LOW MIXED GAS LINE PRESSURE
2. HIGH MIXED GAS LINE PRESSURE
3. RESERVE IN USE
4. SPARE PAIRS QUANTITY - 2

ALARMS REQUIRED:
1. LOW CARBON DIOXIDE LINE PRESSURE
2. HIGH CARBON DIOXIDE LINE PRESSURE
3. RESERVE IN USE
4. SPARE PAIRS QUANTITY - 2

LABORATORY GAS ALARM WIRING SCHEMATIC

N.T.S.

NOTES:
1. EACH LINE REPRESENTS CONDUIT/WIRE FROM EQUIPMENT TO MEDICAL GAS ALARM PANEL.
2. EACH MASTER ALARM PANEL SHALL BE WIRED INDIVIDUALLY BACK TO SOURCE EQUIPMENT AS SHOWN.
3. EACH INDIVIDUAL ALARM REQUIRES ONE PAIR OF WIRES EACH.
4. SPARES LISTED UNDER ALARMS INDICATES QUANTITY OF EXTRA PAIRS OF WIRES TO BE INSTALLED FOR FUTURE.
5. ALL WIRING SHALL BE 18 GA. INDIVIDUALLY SHIELDED PAIRS WHICH ARE ALSO SHIELDED ON OVERALL BUNDLE OF PAIRS
8. ALL WIRING SHALL BE ROUTED IN CONDUIT PER DIV. 26 REQUIREMENTS

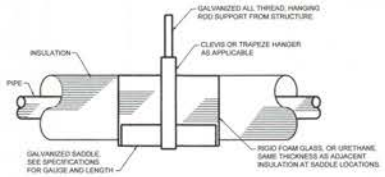

HORIZONTAL PIPE INSULATION AND HANGING DETAIL

N.T.S.

NOTE: UNINSULATED GAS PIPING SIMILAR

DAMMON ENGINEERING, INC.
LOUISIANA & MISSISSIPPI
www.dammonengineering.com
info@dammonengineering.com
Ph: 985.649.5832
Chief Engineer: Brian Mistich, PE
LA CERTIFICATE: 30787
SLIDELL, LA 70458

#	DESCRIPTION	DATE

REVISIONS

SEAL:

STATE OF LOUISIANA
BRIAN A. MISTICH
License No. 30787
PROFESSIONAL ENGINEER

NEW MEDICAL OFFICE
DIANA OAK HARBOR REAL ESTATE LLC
340 OAK HARBOR BLVD
SLIDELL, LA 70458

JOB No:	2813
DATE:	05-16-2025
DRAWN BY:	CJC
CHECKED BY:	BAM

SHEET TITLE:
PLUMBING DETAILS

DRAWING NUMBER:
P3

SHEET No: 46 of 52