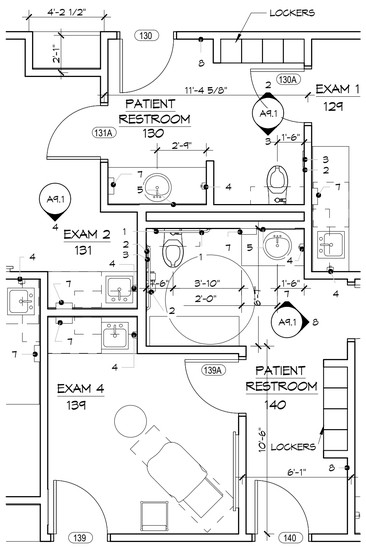

1 PATIENT RESTROOM
SCALE: 1/4"= 1'-0"

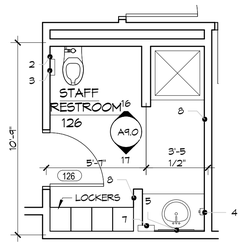

2 STAFF RESTROOM 126
SCALE: 1/4"= 1'-0"

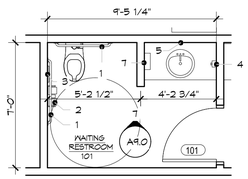

3 WAITING RESTROOM 101
SCALE: 1/4"= 1'-0"

TOILET ACCESSORY LEGEND
1. ADA GRAB
2. TOILET TISSUE DISPENSER
3. SANITARY NAPKIN DISPOSAL
4. WALL-MOUNTED SOAP DISPENSER
5. MIRROR
6. FULL HEIGHT MIRROR
7. WALL-MOUNTED PAPER TOWEL DISPENSER
8. COAT HOOK

GENERAL NOTES
1. ALL KITCHEN & BREAKROOM EQUIPMENT & APPLIANCES ARE NOT IN CONTR, UNLESS NOTED OTHERWISE.

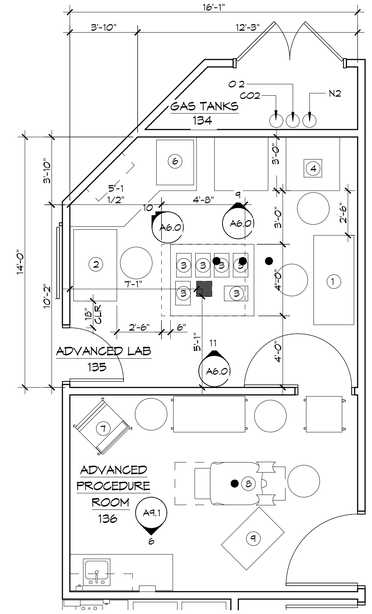

4 ENLARGED EQUIPMENT PLAN
SCALE: 1/4"= 1'-0"

EQUIPMENT LEGEND	
1	5' IVF HOOD WORKSTATION
2	4' IVF HOOD WORKSTATION
3	MINI BENCHTOP INCUBATOR
4	NIKON TABLETOP MICROSCOPE
5	OLYMPUS TABLETOP MICROSCOPE
6	FULL-SIZE INCUBATOR
7	ANESTHESIA MACHINE
8	PATIENT TABLE
9	ULTRASOUND

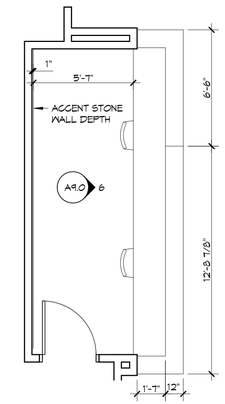

8 ENLARGED PLAN RECEPTION DESK
SCALE: 1/4"= 1'-0"

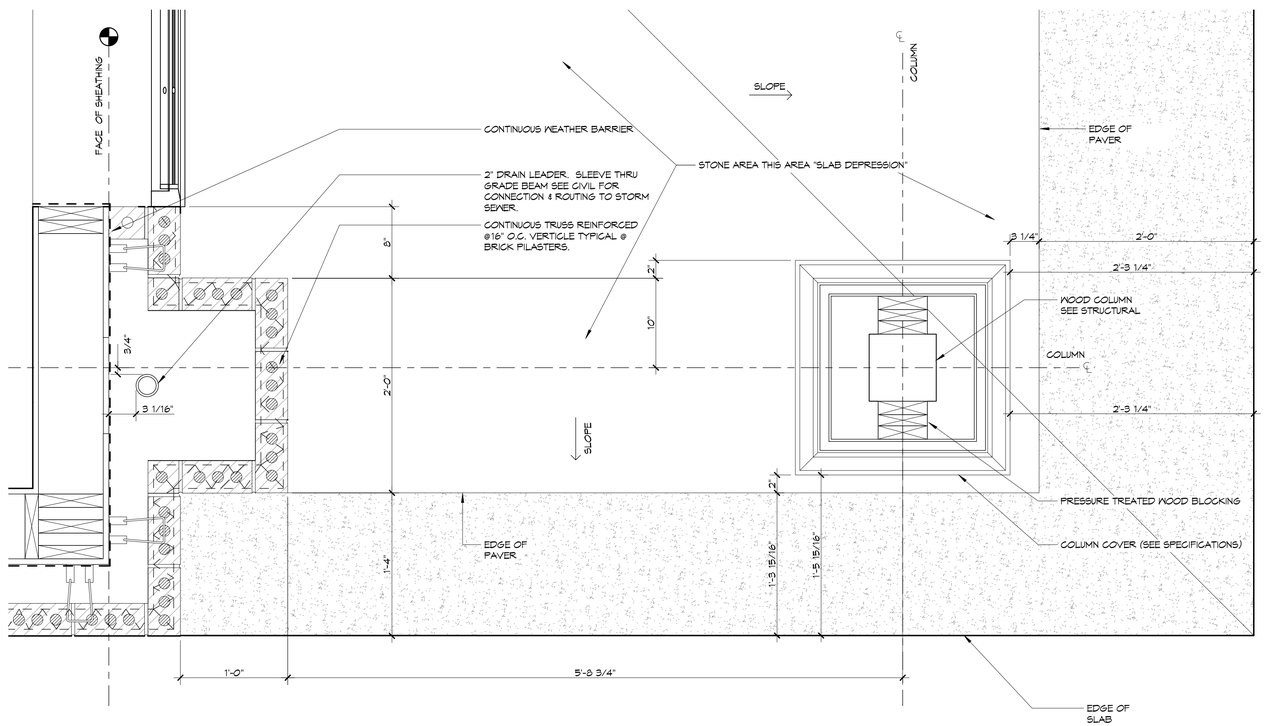

5 ENLARGED FRONT PORCH PILASTER
SCALE: 1-1/2"= 1'-0"

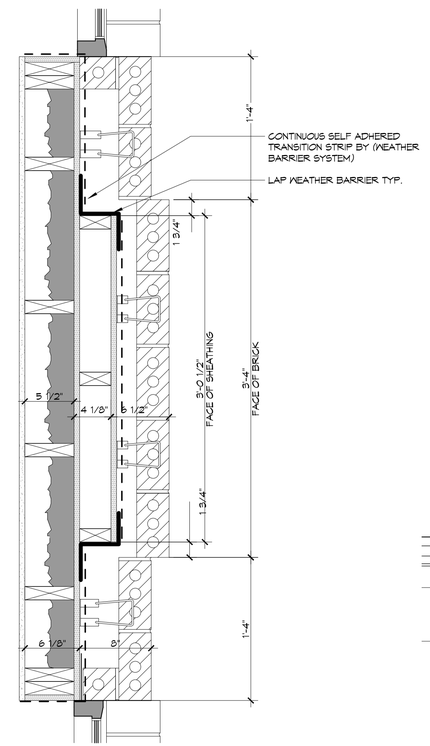

6 TYPICAL EAST ELEVATION PILASTER
SCALE: 1-1/2"= 1'-0"

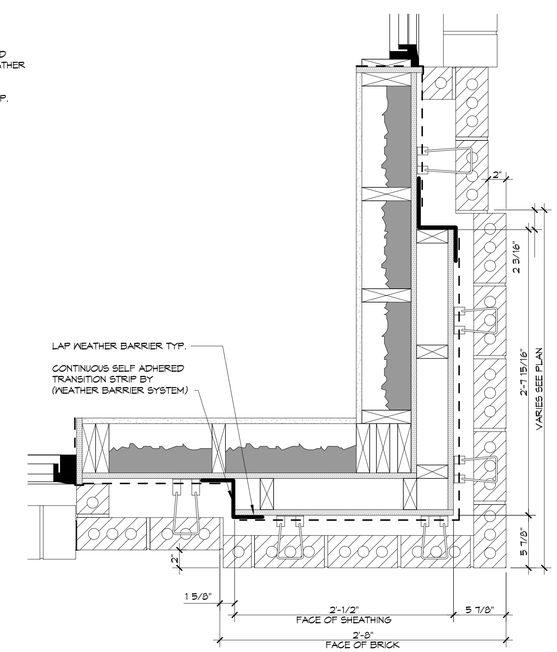

7 TYPICAL CORNER PILASTER
SCALE: 1-1/2"= 1'-0"

DAMMON ENGINEERING, INC.
LOUISIANA & MISSISSIPPI
www.dammonengineering.com
info@dammonengineering.com
PH: 985.649.5832
Chief Engineer: Brian Mistich, PE
544 Westbrook Trail
Slidell, LA 70458

REVISIONS

#	DESCRIPTION	DATE

SEAL:

PROGRESS SET

NEW MEDICAL OFFICE
DIANA OAK HARBOR REAL ESTATE LLC
540 OAK HARBOR BLVD
SLIDELL, LA 70458

JOB No:	2513
DATE:	06-03-2025
DRAWN BY:	CJCD
CHECKED BY:	JMS

This set contains the proprietary and copyright of Dammon Engineering, and shall remain the property of the undersigned. The reproduction, alteration or copying of these drawings and specifications without the written permission of the architect is forbidden. Any re-use of these drawings for purposes other than those for which they were prepared and delivered, without written consent of the architect, is prohibited. Visual contact with these drawings and specifications shall constitute proof of this restriction.

SHEET TITLE:
ENLARGED PLAN ROOMS, TOILET ACCESSORY LEGEND AND EQUIPMENT LEGEND.

DRAWING NUMBER:
A6.0

SHEET No: 20 of 52

FILE NAME: J:_Hospitals – Medical – Dental\2513 – Positive Steps Facility Updates\Current Drawings to Use\A6.0 – Enlarged Plans.dwg PLOT DATE & TIME: Tuesday, June 3, 2025 9:30:31 AM