FILE NAME: J:\- Office Warehouse\2501 - Sunbelt Rentals\Drawings\Current Drawings\E101 - Electrical Lighting Plan.dwg PLOT DATE & TIME: Thursday, October 31, 2024 10:50:17 AM



ALL LIGHT FIXTURES SHOWN ARE EXISTING AND SHALL BE REPLACED WITH LOW PROFILE LEDS 35 CANDLE FT IN OFFICE, 50 CANDLE FT IN WAREHOUSES.

7 OFFICE/WAREHOUSE LIGHTING PLAN
SCALE: 1/8" = 1'-0"

LEGEND

- EMERGENCY LIGHT FIXTURE(12w)
- EXIT LIGHT FIXTURE - WALL MOUNTED (10w)
- REPLACE ALL EXISTING LIGHTING
- PNL ELECTRIC PANEL BOARD
- OSC OCCUPANCY SENSOR CONTROL LIGHT SWITCH
- D DIMMER LIGHT SWITCH

SITE LIGHTING

EXTERIOR LIGHTING SHALL BE SHADED OR INWARDLY DIRECTED IN SUCH A MANNER SO THAT NO DIRECT LIGHTING OR GLARE BE CAST BEYOND THE PROPERTY LINE. THE INTENSITY OF SUCH LIGHTING SHALL NOT EXCEED ONE FOOT CANDLE AS MEASURED AT THE ABUTTING PROPERTY LINE.

KEYED NOTES

1. ALL EXIT SIGNS AND EMERGENCY LIGHTS SHALL BE CONNECTED TO UN-SWITCHED HOT OF LIGHTING CIRCUIT AND SHALL HAVE 90 MINUTE EMERGENCY BATTERY BACKUP.

LIGHTING NOTES

1. REPLACE EXISTING FLUORESCENT FIXTURES WITH LOW PROFILE LEDS 35 CANDLE FT IN OFFICE, 50 CANDLE FT IN WAREHOUSES.

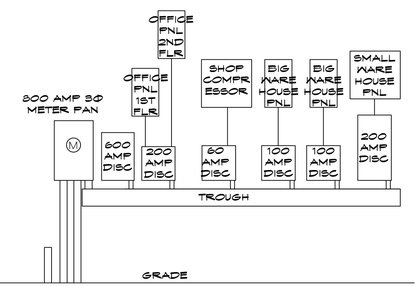

EXISTING ONE LINE DIAGRAM
SCALE: N.T.S.

GENERAL LIGHTING NOTES

1. ALL WORK SHALL COMPLY WITH APPLICABLE NATIONAL, STATE, AND LOCAL CODES, RULES, REGULATIONS, AND REQUIREMENTS OF THE SERVICE UTILITY COMPANY. ELECTRICAL INSTALLATION SHALL COMPLY WITH THE 2020 NEC AND 2021 IEGC.
2. GENERAL CONTRACTOR SHALL NOTIFY THE ARCHITECT IMMEDIATELY IF ANY CONFLICTS OCCUR BETWEEN LIGHTING AND ANY OTHER TRADE. DO NOT PROCEED WITH INSTALLATION IN THAT AREA UNTIL CONFLICT HAS BEEN RESOLVED TO THE SATISFACTION OF THE ARCHITECT AND ENGINEER.
3. REFER TO ARCHITECTURAL DRAWINGS FOR EXACT LOCATION AND MOUNTING INSTRUCTIONS FOR ALL LIGHT FIXTURES. NOTIFY THE ARCHITECT AND ENGINEER OF ANY DISCREPANCIES BETWEEN THESE PLANS AND THE ARCHITECTURAL PLANS RELATING TO QUANTITY, TYPE AND LOCATION OF DEVICES AND/OR FIXTURES.
4. WHEN SPECIFIC LIGHT FIXTURE HAS BEEN SPECIFIED IN THE FIXTURE SCHEDULE, ELECTRICAL CONTRACTOR SHALL PROVIDE COMPLETE ASSEMBLY INCLUSIVE ALL PARTS AND HARDWARE TO INSURE PROPER FUNCTIONING FIXTURE.
5. ALL CONDUCTORS SHALL BE A MINIMUM OF #12 AWG UNLESS NOTED OTHERWISE.
6. ALL 120V RUNS LONGER THAN 60 FEET SHALL BE #10 AWG AND 277V RUNS LONGER THAN 150 FEET SHALL BE #10 AWG UNLESS NOTED OTHERWISE.
7. ALL CONDUCTORS SHALL BE COPPER.
8. WHERE CONDUCTOR SIZES ARE NOTED ON DRAWINGS, THAT WIRE SIZE SHALL BE THROUGH THE ENTIRE RUN UNLESS OTHERWISE NOTED.
9. MOUNTED LIGHT SWITCHES 48" AFF UNLESS NOTED OTHERWISE ON ARCHITECTURAL DRAWINGS.
8. WHERE MORE THAN ONE SWITCH OCCURS IN THE SAME LOCATION, THEY SHALL BE INSTALLED IN A GANG TYPE BOX UNDER ONE COVER PLATE. ALL GANGED SWITCHES SHALL HAVE A COMMON SEAMLESS FACEPLATE. EACH MULTI-GANGED BOX SHALL BE NO MORE THAN SIX (6) SWITCHES WIDE. WHERE MORE THAN SIX (6) SWITCHES ARE SHOWN AT ONE (1) LOCATION, ADDITIONAL MULTI-GANGED BOXES SHALL BE STACKED VERTICALLY AND THE WIDTH OF THE MULTI-GANGS SHALL BE AS EVEN AS POSSIBLE.
9. EACH DIMMER SWITCH SHALL HAVE A WATTAGE RATING 25% HIGHER THAN THE TOTAL WATTAGE OF AL LIGHTS TO BE CONTROLLED BY THE DIMMER. DIMMER SIZES 600, 1000, 1500, AND 2000 WATTS, LUTRON NOVA T-STAR. WHERE SWITCHES ARE GANGED WITH DIMMERS, THE SWITCHES SHALL ALSO BE LUTRON NOVA T-STAR. FLUORESCENT AND LOW VOLTAGE DIMMERS SHALL BE LUTRON NOVA T-STAR.
10. WHERE FLUORESCENT FIXTURES ARE SHOWN TO BE DIMMED, THE FIXTURES SHALL HAVE DIMMING TYPE BALLASTS WHICH ARE COMPATIBLE WITH THE SPECIFIED DIMMERS.
11. WHERE LED FIXTURES/LAMPS ARE SHOWN TO BE DIMMED, THE DIMMER SHALL BE COMPATIBLE WITH THE FIXTURE/LAMP SPECIFIED OR PROVIDED.
12. ALL EMERGENCY EXIT LIGHT FIXTURES SHALL HAVE 90 MINUTE BATTERY BACKUP WITH INTEGRAL TEST BUTTON AND SHALL BURN CONTINUOUSLY.

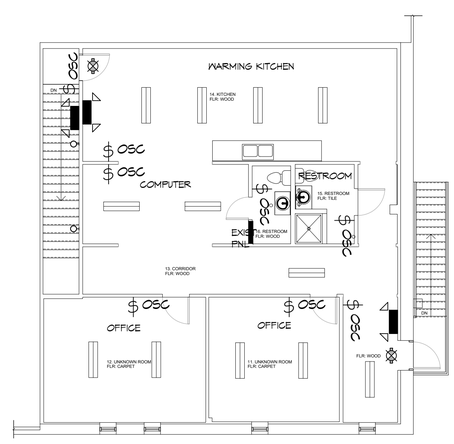

8 2ND FLR LIGHTING PLAN
SCALE: 1/8" = 1'-0"

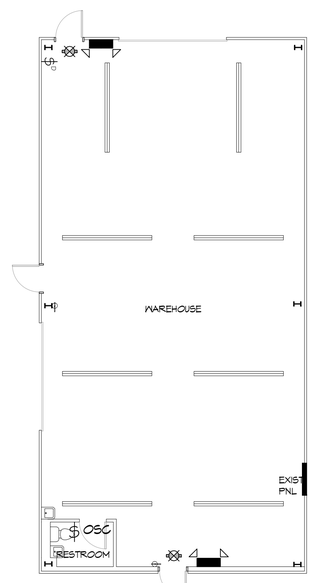

9 WAREHOUSE LIGHTING PLAN
SCALE: 1/8" = 1'-0"

DAMMON ENGINEERING, INC.
LOUISIANA & MISSISSIPPI
www.dammonengineering.com
info@dammonengineering.com
PH: 985-645-5822
Chief Engineer: Brian Mistich, PE
554 Old Spanish Trail
Slidell, LA 70458

REVISIONS

#	DESCRIPTION	DATE

SEAL:

OFFICE/WAREHOUSE RENOVATION
SUNBELT ELMWOOD
LA PC PC4078
632 TIME SAVER AVENUE
ELMWOOD, LA 70123

JOB No:	DATE: 9-26-2024
DRAWN BY: CKD	CHECKED BY: BAM

These drawings are the property of Dammon Engineering, and are not to be reproduced, changed or copied in any form or manner whatsoever, nor are they to be assigned to any third party, without first obtaining the written permission and consent of Dammon Engineering. In the event of unauthorized reuse of these drawings by a third party, the second party shall hold the third party harmless for any and all liability, damages or injuries in connection with such reuse. In the event that any of these drawings are used on any project not designed by Dammon Engineering, the second party agrees to pay to Dammon Engineering its full fee for such project.

SHEET TITLE:
LIGHTING PLAN

DRAWING NUMBER:
E101

SHEET No: 5 of 6