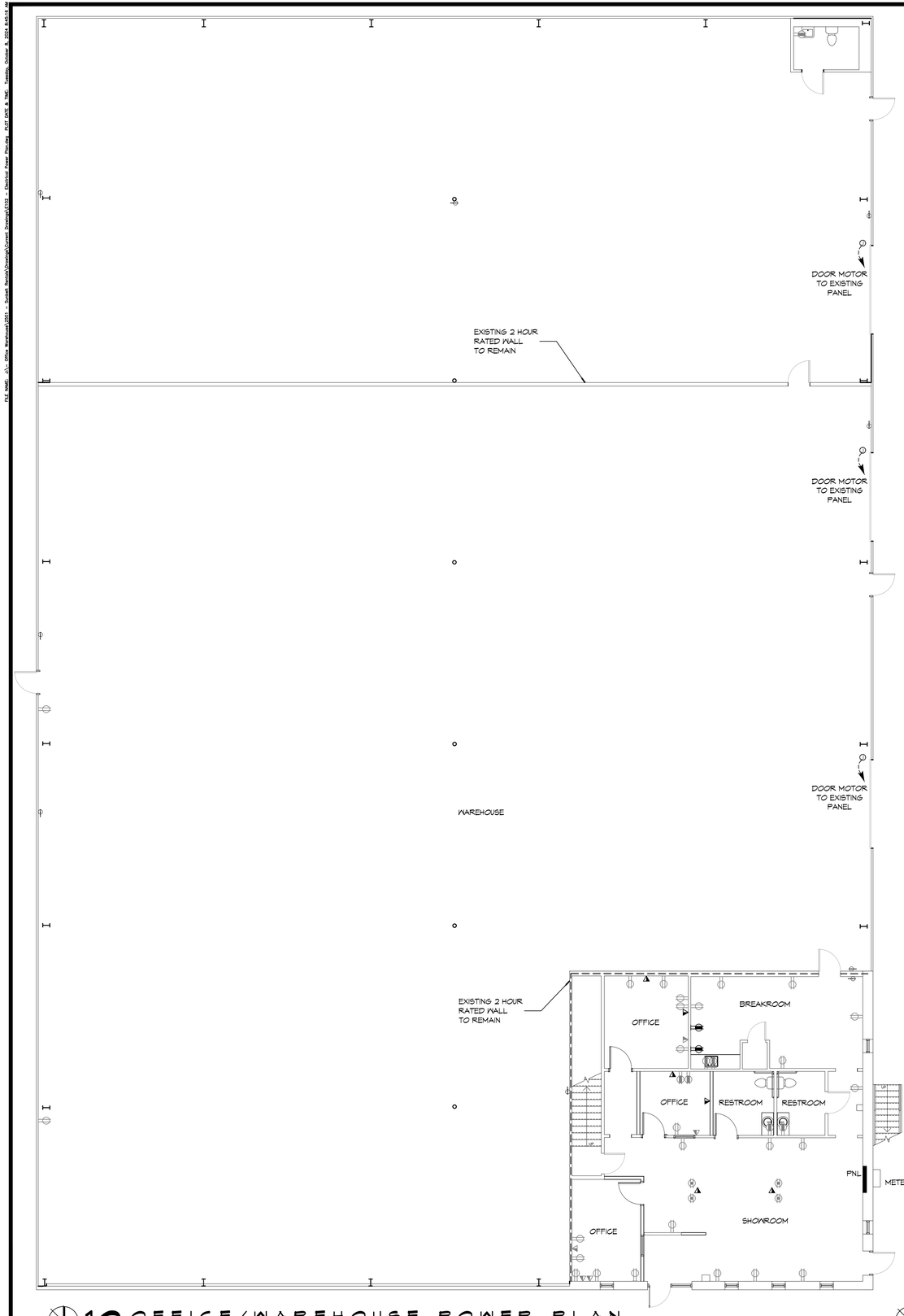

10 OFFICE/WAREHOUSE POWER PLAN
SCALE: 1/8"= 1'-0"

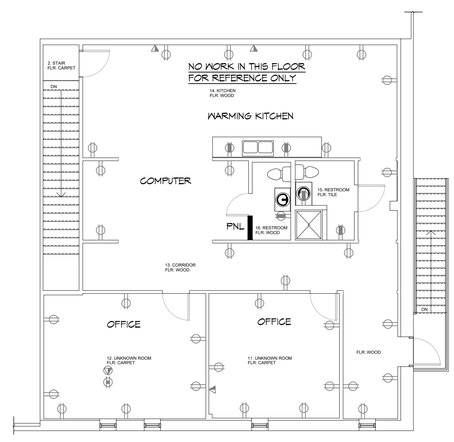

11 2ND FLR POWER PLAN
SCALE: 1/8"= 1'-0"

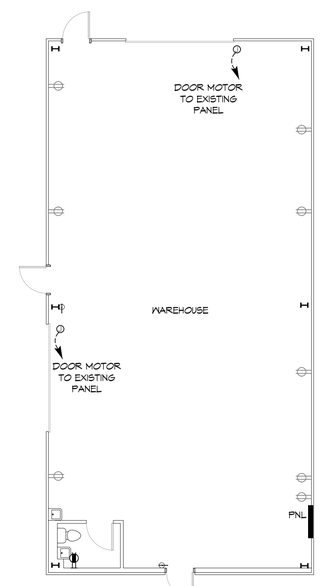

12 WAREHOUSE POWER PLAN
SCALE: 1/8"= 1'-0"

LEGEND

PNL	ELECTRIC PANEL BOARD
	STANDARD 120V DUPLEX RECEPTACLE
	GFI 120V DUPLEX RECEPTACLE
	DATA

POWER NOTES

1. ADDITIONAL OUTLETS AND DATA RECEPTACLES FOR OFFICES TO BE DETERMINED ON SITE.
2. INSTALL ELECTRICAL AND AUTOMATIC DOOR OPENERS ON ALL WAREHOUSE ROLL UP DOORS.

GENERAL POWER NOTES

1. ALL WORK SHALL CONFORM TO THE LATEST EDITION OF THE NATIONAL ELECTRICAL CODE, THE GOVERNING ELECTRICAL CODE AND ALL OTHER INSPECTION DEPARTMENTS HAVING JURISDICTION. OBTAIN CERTIFICATES OR APPROVAL WHERE REQUIRED. ELECTRICAL CONTRACTOR SHALL VERIFY ALL WIRE AND CONDUIT SIZES FOR MECHANICAL EQUIPMENT TO BE INSTALLED.
2. ALL MATERIALS FURNISHED SHALL BE NEW AND SHALL BE U.L. LISTED.
3. THE DRAWINGS INDICATE SIZE AND GENERAL LOCATION OF WORK. SCALE DIMENSIONS SHALL NOT BE USED. THE EXACT LOCATION OF ALL LIGHTING FIXTURES, RECEPTACLES AND TELEPHONE OUTLETS, ETC. SHALL BE DETERMINED BY ACTUAL CONDITIONS IN THE FIELD.
4. PRIOR TO BIDDING, CONTRACTOR SHALL VISIT THE JOB SITE AND FAMILIARIZE THEMSELVES WITH THE EXISTING CONDITIONS.
5. ELECTRICAL CONTRACTOR SHALL COORDINATE HIS WORK WITH OTHER TRADES AND WITH OTHER CONTRACTORS WHOSE WORK MAY AFFECT THIS INSTALLATION.
6. ELECTRICAL CONTRACTOR SHALL COORDINATE INCOMING ELECTRICAL SERVICE WITH UTILITY COMPANY AND INCLUDE IN HIS BID ALL CHARGES AND FEES INCURRED IN MODIFICATIONS.
7. ELECTRICAL CONTRACTOR SHALL COORDINATE THE TELEPHONE INSTALLATION WITH THE TELEPHONE COMPANY AND THE GENERAL CONTRACTOR.
8. ELECTRICAL CONTRACTOR, BEFORE INSTALLING ANY OF THE WORK, SHALL SEE THAT IT DOES NOT INTERFERE WITH CLEARANCES REQUIRED FOR FINISHED COLUMNS, HUNG CEILINGS, PLASTER, PARTITIONS, WALLS, ETC. AS SHOWN IN THE ARCHITECTURAL DRAWINGS AND DETAILS. IF ANY WORK IS INSTALLED AND IT LATER DEVELOPS THAT SUCH DETAILS OR DESIGN CANNOT BE FOLLOWED, THE CONTRACTOR, AT HIS OWN EXPENSE, SHALL MAKE SUCH CHANGES IN THE WORK AS DIRECTED BY THE ARCHITECT, AS WELL AS TO PERMIT THE INSTALLATION OF THE ARCHITECTURAL WORK AS SHOWN ON THE PLANS AND DETAILS.
9. PERFORM TEST REQUIRED BY THE OWNER OR THE ENGINEER IN CONNECTION WITH THE OPERATION OF THE ELECTRICAL SYSTEM IN THE BUILDING. ALL TESTS SHALL BE MADE IN ACCORDANCE WITH THE LATEST STANDARD OF THE IEEE AND THE NATIONAL ELECTRICAL CODE.
10. MINIMUM CONDUCTOR SIZE SHALL BE #12, 600V INSULATION. MINIMUM SIZE CONDUIT SHALL BE ¾" ELECTRICAL METALLIC TUBING (EMT) FOR INTERIOR USE, ¾" RIGID ALUMINUM FOR EXTERIOR USE ABOVE GRADE AND 1" SCHEDULE 40 PVC, BURIED A MINIMUM OF 18" FOR NON-VEHICLUAR TRAFFIC AREAS, FOR CONDUITS BELOW GRADE. EMT SHALL BE USED WITH METAL STUD CONSTRUCTION AND ALL ASSEMBLY OCCUPANCIES. 6 FT LENGTH MC CABLE IS ALLOWED ABOVE DROPPED CEILING. INTERIOR FITTINGS SHALL BE CAST WHERE EXPOSED ON WALLS, AND EXTERIOR FITTINGS SHALL BE CAST BOXES WITH NEMA 3R COVER(S).
11. CONTRACTOR SHALL INSTALL WIRING AND OTHER CIRCUIT COMPONENTS TO MATCH EQUIPMENT ACTUALLY INSTALLED.
12. ALL 120V RUNS LONGER THAN 60 FEET SHALL BE #10 AWG AND 277V RUNS LONGER THAN 150 FEET SHALL BE #10 AWG UNLESS NOTED OTHERWISE.
13. INSTALL GROUND FAULT RECEPTACLES AT RECEPTACLE LOCATIONS WITHIN 5' OF SINKS OR LAVATORIES, AND AT EXTERIOR LOCATIONS. EXTERIOR RECEPTACLES SHALL ALSO BE WATERPROOF. ALL RECEPTACLES IN A KITCHEN AREA SHALL HAVE GROUND FAULT PROTECTION.
14. BONDING AND GROUNDING SHALL BE IN ACCORDANCE WITH NFPA 70:250-63, NFPR 250-23, 250-71 & 250-72.
15. GROUND NEUTRAL IN ACCORDANCE WITH NFPA 70:250-23b.
16. FUSES SHALL BE ITT CLASS K5, 250 VOLT, 200,000 AMP INTERRUPTING CAP.
17. PROVIDE SERVICES OF A FIRE/SMOKE DETECTION AND ALARM COMPANY TO DESIGN AND INSTALL ALARM SYSTEM TO MEET REQUIREMENTS OF THE STATE FIRE MARSHALL AND THE FIRE DISTRICT.
18. EXTERIOR LIGHTING SHALL BE SHADED OR INWARDLY DIRECTED IN SUCH A MANNER SO THAT NO DIRECT LIGHTING OR GLARE IS CAST BEYOND THE PROPERTY LINE. THE INTENSITY OF SUCH LIGHTING SHALL NOT EXCEED ONE FOOT CANDLE AS MEASURED AT THE ABUTTING PROPERTY LINE.
19. ALL ELECTRICAL, MECHANICAL AND PLUMBING PENETRATING FIRE PARTITIONS SHALL BE FIRE CAULKED. (PENETRATIONS THROUGH RATED CONSTRUCTION SHALL BE SEALED WITH A MATERIAL CAPABLE OF PREVENTING THE PASSAGE OF FLAMES AND HOT GASES WHEN TESTED IN ACCORDANCE WITH ASTM-E814.)
20. VERIFY ELECTRICAL CONNECTIONS PER MANUFACTURER'S RECOMMENDATIONS.

DAMMON ENGINEERING, INC.
LOUISIANA & MISSISSIPPI
www.dammoneng.com
info@dammoneng.com
PH: 985-645-5822
Chief Engineer: Brian Mistich, PE
556 Old Spanish Trail
Slidell, LA 70458

#	DESCRIPTION	DATE

REVISIONS

SEAL:

STATE OF LOUISIANA
RICKEY D. GASTNER, JR.
License No. 37664
PROFESSIONAL ENGINEER
10/14/2024

OFFICE/WAREHOUSE RENOVATION
SUNBELT ELMWOOD
LAPC407B
632 TIME SAVER AVENUE
ELMWOOD, LA 70123

JOB No:	
DATE:	9-26-2024
DRAWN BY:	CKD
CHECKED BY:	BAM

All work shown, including all plans, diagrams, and specifications contained herein, is the property of Dammon Engineering, Inc. and shall not be reproduced in whole or in part without written permission of Dammon Engineering, Inc. These drawings and specifications are not to be used for any purpose other than those specified in writing by Dammon Engineering, Inc. for this project. Any other use is forbidden and prohibited without written permission of Dammon Engineering, Inc. Copyright © 2024 Dammon Engineering, Inc. All rights reserved.

SHEET TITLE:
POWER PLAN

DRAWING NUMBER:
E102

SHEET No: 6 of 6

FILE NAME: J:\~ Office Warehouse\2021 – Sunbelt Rentals\Drawings\Current Drawings\E102 – Electrical Power Plan.dwg OUT DATE & TIME: Tuesday, October 8, 2024 8:05:16 AM