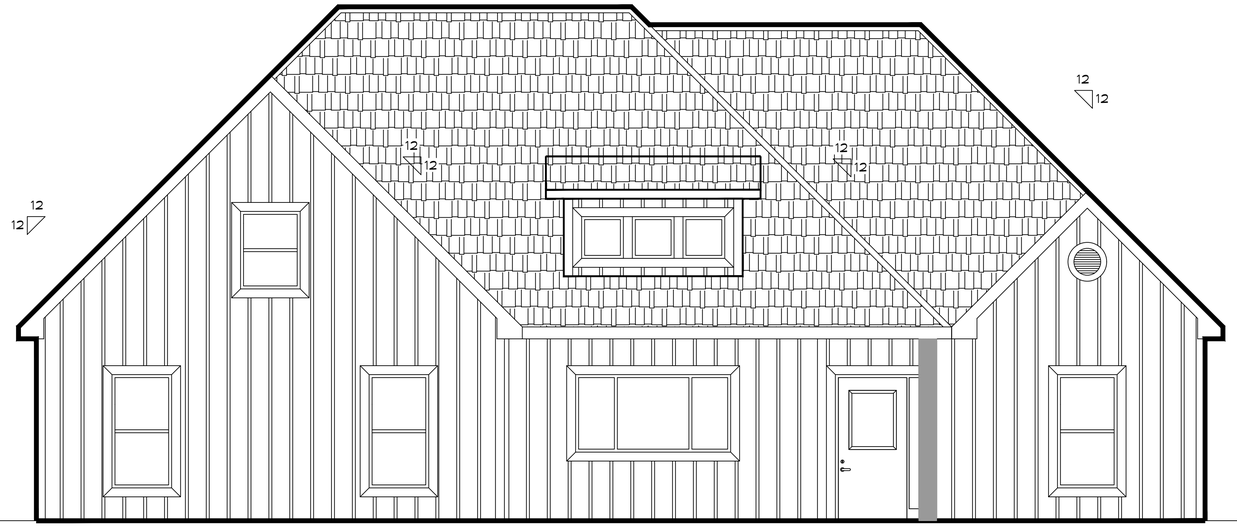

8 FRONT ELEVATION PLAN
SCALE: 1/4" = 1'-0"

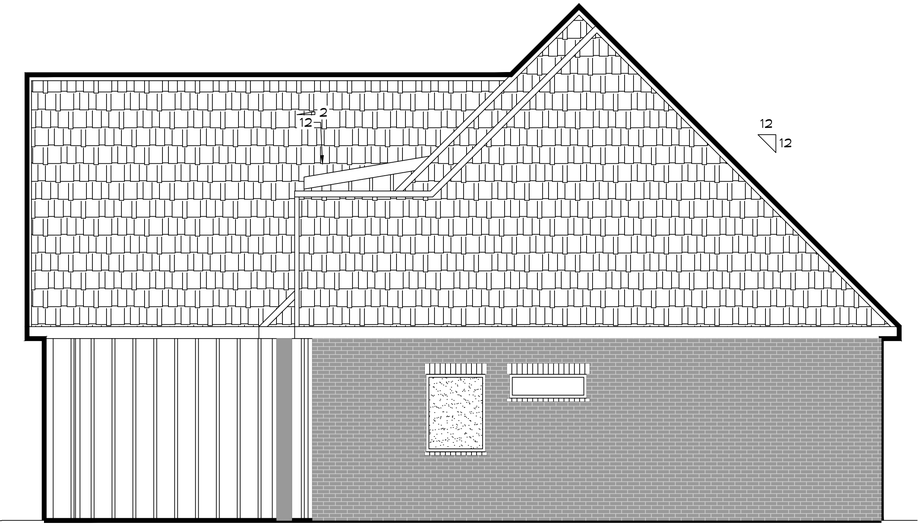

9 RIGHT ELEVATION PLAN
SCALE: 1/4" = 1'-0"

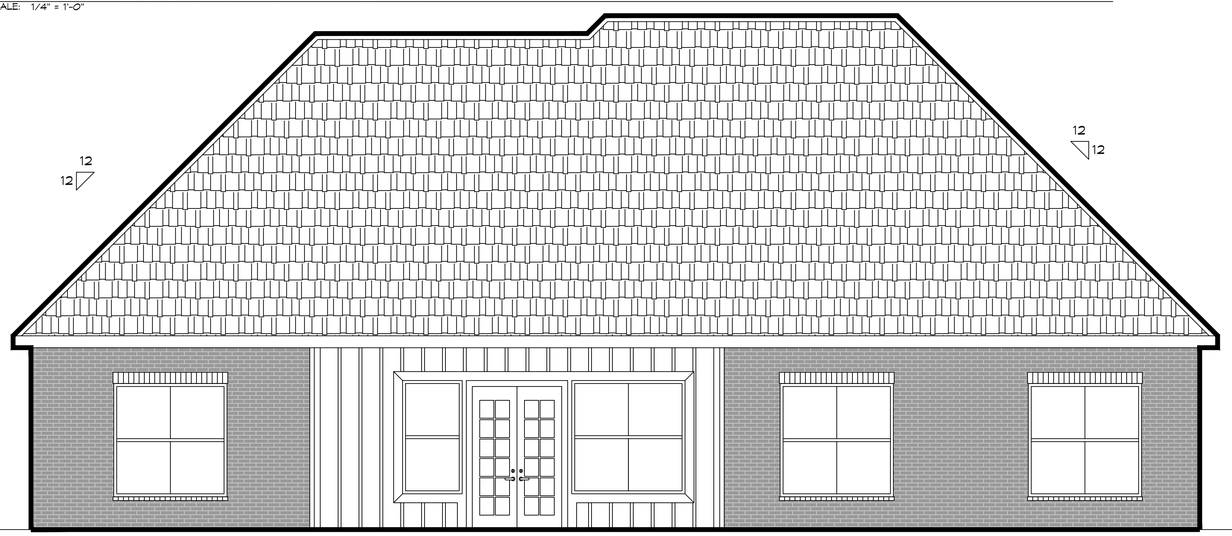

10 REAR ELEVATION PLAN
SCALE: 1/4" = 1'-0"

11 LEFT ELEVATION PLAN
SCALE: 1/4" = 1'-0"

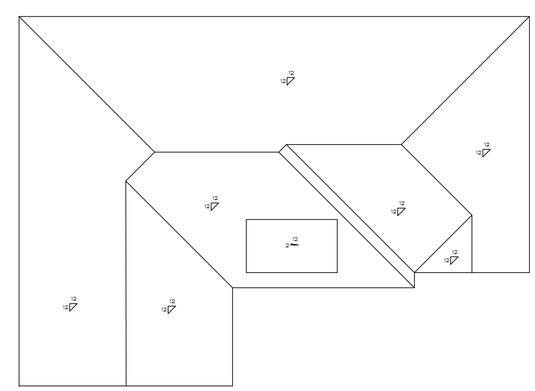

12 ROOF PLAN
SCALE: NTS

DAMMON ENGINEERING, INC.
LOUISIANA & MISSISSIPPI

www.dammonengineering.com
info@dammonengineering.com
PH: 985.649.5832

Chief Engineer: Brian Mistich, PE
5544 Highway 190 East
Suite 1
Slidell, LA 70458

#	DESCRIPTION	DATE

REVISIONS

SEAL:

HOUSE PLAN

BRIAN AND JANET MISTICH

21444 MILLER STREET
ABITA SPRINGS, LA 70420

JOB No:	
DATE:	03-19-2025
DRAWN BY:	SCM
CHECKED BY:	CKD

THIS DRAWING IS THE PROPERTY OF DAMMON ENGINEERING, INC. AND MUST BE RETURNED UPON REQUEST. THE REPRODUCTION, ALTERATION OR USE OF THIS DRAWING FOR ANY PURPOSE WITHOUT WRITTEN CONSENT OF DAMMON ENGINEERING, INC. IS PROHIBITED. ALL DRAWINGS, SPECIFICATIONS, PLANS AND REPORTS PREPARED BY THE ENGINEER FOR THIS PROJECT, FOR WHICH THE FEES HAVE BEEN PAID, ARE THE PROPERTY OF THE ENGINEER AND MAY BE USED ONLY FOR THE PROJECT FOR WHICH THE FEES HAVE BEEN PAID AND REMAIN WITHOUT WRITTEN CONSENT OF DAMMON ENGINEERING, INC. THE ENGINEER RETAINS ALL RIGHTS TO THE DESIGN.

SHEET TITLE:
EXTERIOR ELEVATION PLAN

DRAWING NUMBER:
A102

SHEET No: 8 of 11

FILE NAME: J:\-_RESIDENTIAL\Brian and Janet Mistich\Current Drawings\A102 - Elevation Plan.dwg PLOT DATE & TIME: Monday, June 16, 2025 3:05:45 PM