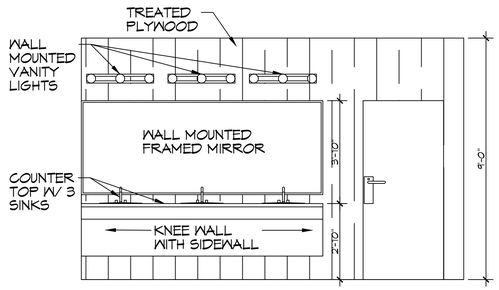

L MEN'S RESTROOM
A101 | A101 SCALE: 3/8" = 1'-0" INTERIOR ELEVATION

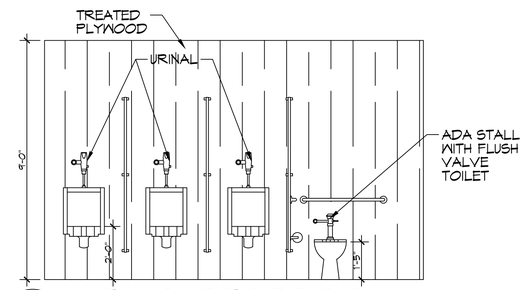

M MEN'S RESTROOM
A101 | A101 SCALE: 3/8" = 1'-0" INTERIOR ELEVATION

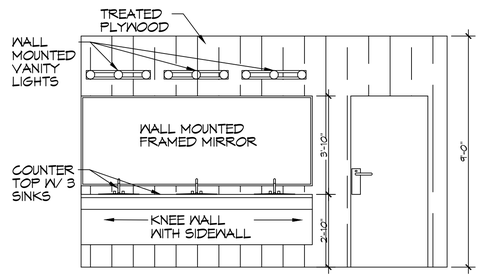

N WOMEN'S RESTROOM
A101 | A101 SCALE: 3/8" = 1'-0" INTERIOR ELEVATION

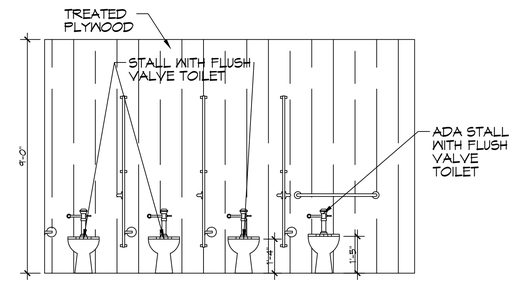

O WOMEN'S RESTROOM
A101 | A101 SCALE: 3/8" = 1'-0" INTERIOR ELEVATION

DOOR SCHEDULE

MK	WIDTH	HEIGHT	THK	DOOR MAT	FRAME	FR	REMARKS
D01	3'-0"	6'-8"	1-3/4"	HOLLOW METAL	METAL	NR	W/CLOSURE
D02	3'-0"	6'-8"	1-3/4"	HOLLOW METAL	METAL	NR	W/DEAD BOLT
D03	3'-0"	6'-8"	1-1/8"	WOOD	WOOD	NR	SCREENED DOOR
D04	-	-	-	WOOD	STEEL	NR	EXISTING DOOR TO REMAIN
D05	3'-0"	5'-0"	-	PLASTIC	PLASTIC	NR	W/COAT HOOK
D06	2'-0"	5'-0"	-	PLASTIC	PLASTIC	NR	W/COAT HOOK

NOTE: ALL DOORS ARE TO BE FITTED WITH COMMERCIAL GRADE HARDWARE AND HANDLES.

ALL EXTERIOR DOOR ASSEMBLES TO BE RATED FOR 140 MPH WINDS AND SHALL BE MISSILE IMPACT RESISTANT.

DOORS IN A REQUIRED MEANS OF EGRESS SERVING ANY ASSEMBLY AREA HAVING AN OCCUPANT LOAD OF 50 OR MORE PERSONS SHALL NOT BE EQUIPPED WITH A LATCH OR LOCK OTHER THAN PANIC HARDWARE OR FIRE EXIT HARDWARE.

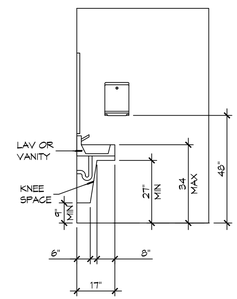

18 ADA RESTROOM
SCALE: 3/8" = 1'-0" RESTROOM

GENERAL NOTES

1. INSULATION AND INSULATION ASSEMBLIES SHALL MEET THE REQUIREMENTS OF IBC 2021 SECTION 720.
   A. CONCEALED INSULATION SHALL HAVE A FLAME SPREAD OF 0-25 AND SMOKE DEVELOPED INDEX OF 0-450.
   B. FACING SHALL COMPLY WITH IBC 2021.
2. ALL MATERIALS SHALL BE NEW AND UL LISTED.
3. NO WORK SHALL BE CONCEALED UNTIL APPROVED BY LOCAL INSPECTORS.
4. CONSTRUCTION SHALL COMPLY WITH ALL PARISH, STATE, AND LOCAL CODES.
5. CONTRACTOR TO GUARANTEE WORK FOR ONE YEAR FROM DATE OF SUBSTANTIAL COMPLETION.
6. CONTRACTOR SHALL FURNISH WATER AND POWER FROM EXISTING SOURCES.
7. EXTERIOR CAULKING SHALL BE THIOKAL CAULK.
8. PAINT SHALL BE SHERWIN WILLIAMS OR EQUIVALENT AND APPROPRIATE FOR THE SUBSTRATE TO WHICH IT IS APPLIED AS RECOMMENDED BY PAINT MANUFACTURER. ALL WORK TO RECEIVE THREE COATS (ONE PRIMER COAT, TWO FINISH COATS) UNLESS OTHERWISE RECOMMENDED BY PAINT MANUFACTUER. COLORS TO BE SELECTED BY OWNER.
9. PROVIDE CLEANUP ON A REGULAR BASIS. NO TRASH SHALL BE STORED INSIDE BUILDING PREMISES.
10. USE 2x6 STUDS, OR TWO 2x4 STAGGERED STUDS WITH 2x6 SILL PLATE AT ALL WALLS WHERE 4" PIPE IS INDICATED. SEE PLUMBING RISER DIAGRAM FOR PIPE SIZE.
11. PROVIDE GALVANIZED METAL PAN WITH DRAIN AT ALL WATER HEATERS.
12. ALL FLOORING SHALL MEET OR EXCEED ADA GUIDELINES REQUIREMENTS FOR SLIP RESISTANCE.
13. INTERIOR LOCKS ON DOORS IN MEANS OF EGRESS SHALL NOT REQUIRE THE USE OF A KEY, SPECIAL KNOWLEDGE, OR SPECIAL DEVICE TO OPEN IN THE DIRECTION OF EGRESS. ALL DOORS SHALL HAVE LEVER TYPE HANDLES.
14. INTERIOR WALLS AND CEILINGS SHALL HAVE A FLAME SPREAD OF 0-200 AND A SMOKE DEVELOPMENT RATING OF 0-450; PER IBC 2015.
15. ALL WORK SHALL COMPLY WITH THE LATEST EDITION OF ALL LOCAL, STATE, AND NATIONAL CODES COVERING THE TYPE OF WORK BEING PERFORMED.
16. PROVIDE PORTABLE FIRE EXTINGUISHERS IN ACCORDANCE WITH NFPA 101. SEE APPENDIX "E" OF NFPA 101 FOR DISTRIBUTION OF EXTINGUISHERS.
17. ALL FIRE WALLS SHALL EXTEND TIGHT TO ROOF DECK AND BE SEALED WITH AN APPROVED FIRE CAULK.
18. ALL ELECTRICAL, MECHANICAL, AND PLUMBING MATERIALS PENETRATING FIRE WALLS SHALL BE FIRE CAULKED. (PENETRATIONS THROUGH RATED CONSTRUCTION SHALL BE SEALED WITH A MATERIAL CAPABLE OF PREVENTING THE PASSAGE OF FLAMES AND HOT GASES WHEN TESTED IN ACCORDANCE WITH ASTM-E814.) SEAL ALL JOINTS, PENETRATIONS, AND ALL OTHER SUCH OPENINGS IN THE BUILDING ENVELOPE THAT ARE SOURCES OF AIR LEAKAGE.
19. SERVICE COUNTERS SHALL HAVE AN ACCESSIBLE WRITING SURFACE IN COMPLIANCE WITH ADAAG ACCESSIBILITY GUIDELINES 2010, SECTION 902.3.

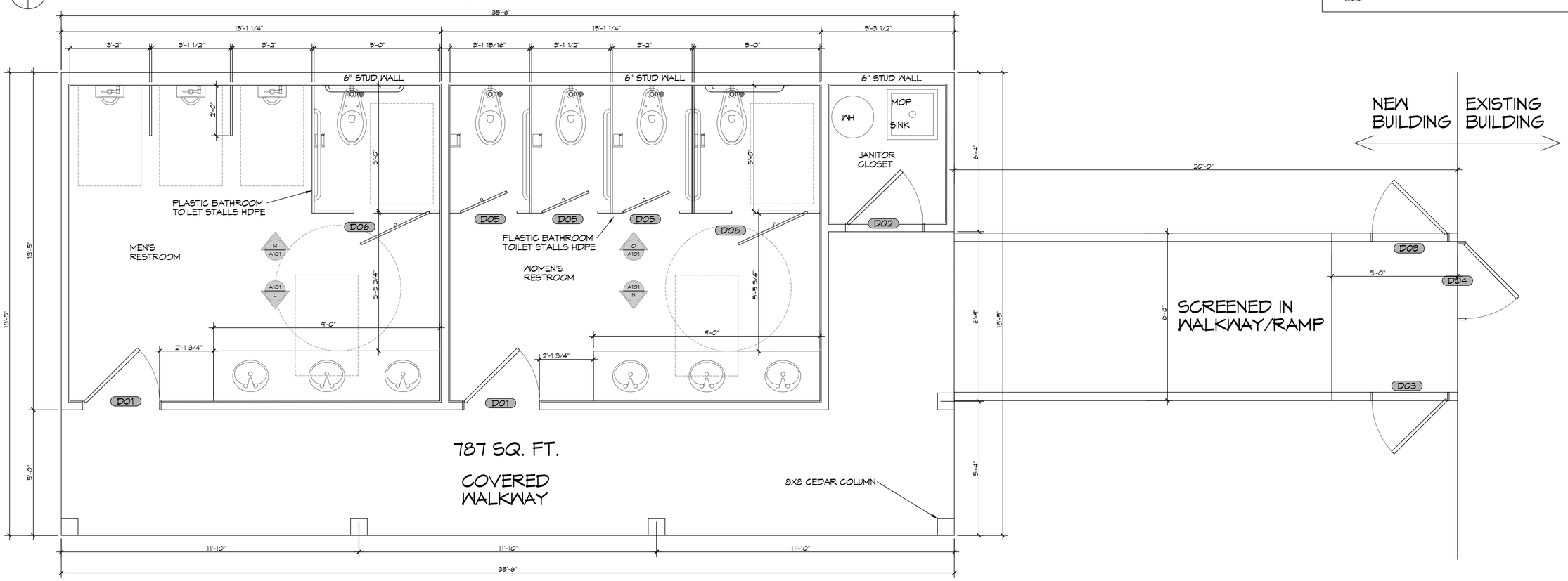

16 RESTROOM FLOOR PLAN
SCALE: 1/2" = 1'-0" RESTROOM

DAMMON ENGINEERING, INC.
LOUISIANA & MISSISSIPPI
www.dammonengineering.com
info@dammonengineering.com
PH: 985.649.5832
Chief Engineer: Brian Mistich, PE
5540 Highway 70 East
Slidell, LA 70458

#	DESCRIPTION	DATE

REVISIONS

SEAL:

NEW RESTROOMS
PALMETTOS ON THE BAYOU
1401 BAYOU LN.
SLIDELL, LA 70458

DATE: 05-28-2025
JOB No: 2024
DRAWN BY: CAD
CHECKED BY: JMS

These drawings are the property of Dammon Engineering, and upon transmittal shall be held in trust by the recipient and shall not be reproduced in whole or in part without written permission of Dammon Engineering. Any reproduction, in whole or in part, without written permission is a violation of the copyright laws of the United States. The data listed on paper and generated without written consent of Dammon Engineering is not to be used for any purpose other than that for which it was intended.

SHEET TITLE:
RESTROOM FLOOR PLAN AND RESTROOM ELEVATIONS

DRAWING NUMBER:
A101

SHEET No: 7 of 10

FILE NAME: J:\- Great Jobs\- Restaurants\Palmettos Restaurant Duffy Barnett\Wood Frame Bathrooms\Current Drawings\A101 - Floor Plan.dwg PLOT DATE & TIME: Wednesday, May 28, 2025 3:09:16 PM

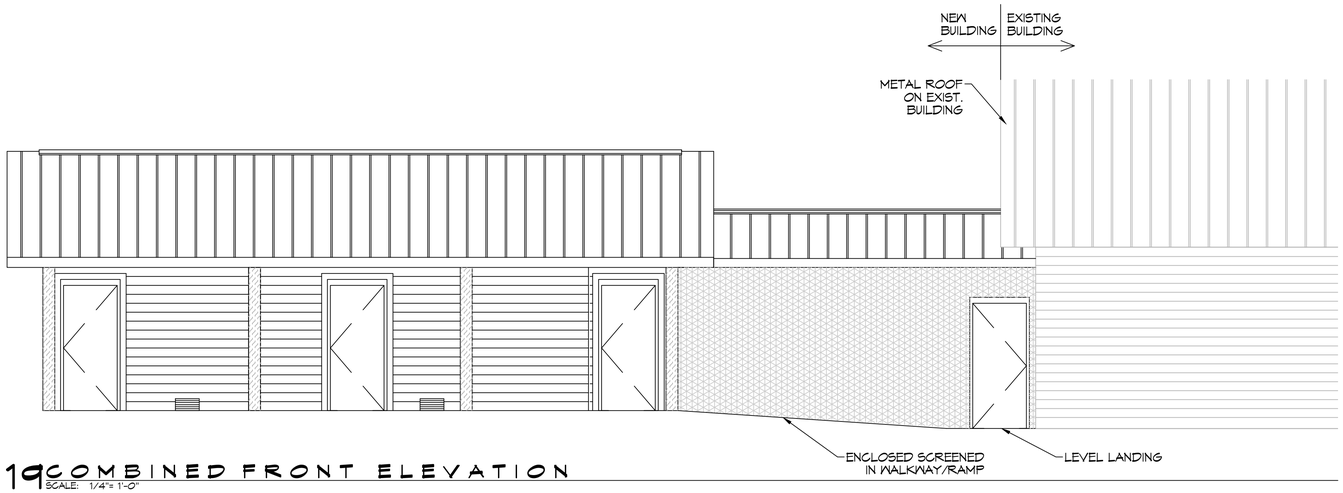

19 COMBINED FRONT ELEVATION
SCALE: 1/4"= 1'-0"

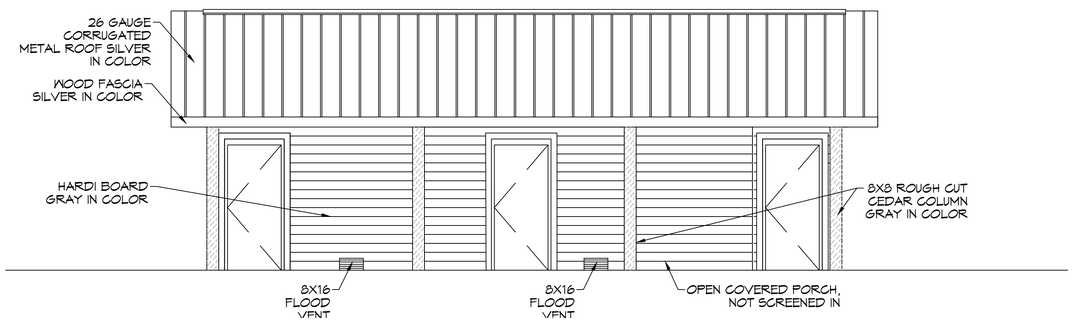

19 FRONT ELEVATION
SCALE: 1/4"= 1'-0"

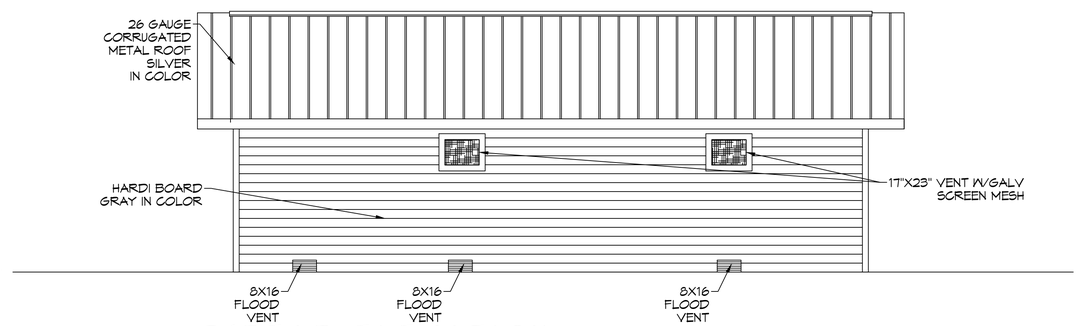

21 REAR ELEVATION
SCALE: 1/4"= 1'-0"

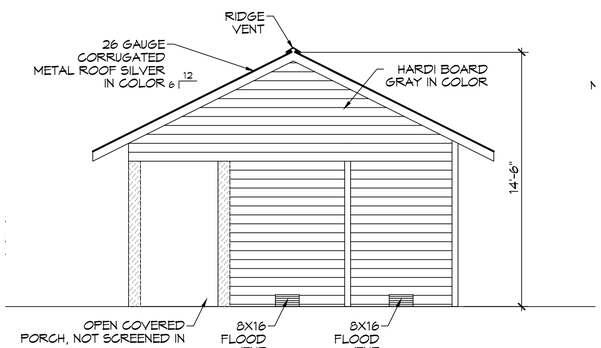

22 RIGHT ELEVATION
SCALE: 1/4"= 1'-0"

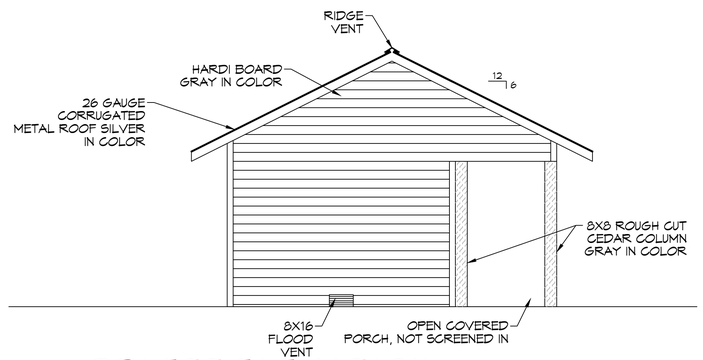

23 LEFT ELEVATION
SCALE: 1/4"= 1'-0"

DAMMON ENGINEERING, INC.
LOUISIANA & MISSISSIPPI
www.dammonengineering.com
info@dammonengineering.com
PH: 985.649.5832
Chief Engineer: Brian Mistich, PE
5544 Highway 70 Connector
Slidell, LA 70458

REVISIONS

#	DESCRIPTION	DATE

SEAL:

NEW RESTROOMS
PALMETTOS ON THE BAYOU
1401 BAYOU LN.
SLIDELL, LA 70458

JOB No: 2024 DATE: 05-28-2025
DRAWN BY: CAD CHECKED BY: JMS

THIS DOCUMENT IS THE PROPERTY OF DAMMON ENGINEERING, INC. AND MUST BE RETURNED ON REQUEST. THIS DOCUMENT SHALL NOT BE LOANED OR REPRODUCED IN WHOLE OR IN PART WITHOUT WRITTEN PERMISSION OF DAMMON ENGINEERING, INC. ALL DRAWINGS, SPECIFICATIONS, REPORTS, OR OTHER PROJECT DOCUMENTS PREPARED BY DAMMON ENGINEERING, INC. ARE INSTRUMENTS OF SERVICE FOR USE SOLELY WITH RESPECT TO THIS PROJECT. NO OTHER USE HAS BEEN OR WILL BE MADE WITHOUT THE WRITTEN CONSENT OF DAMMON ENGINEERING, INC. DAMMON ENGINEERING, INC. SHALL BE DEEMED THE AUTHOR AND OWNER OF THE INSTRUMENTS OF SERVICE.

SHEET TITLE:
BUILDING ELEVATIONS

DRAWING NUMBER:
A102

SHEET No: 8 of 10

FILE NAME: J:_Closed Jobs_Restaurants\Palmettos Restaurant Duffy Rentals\Wood Frame Bathrooms\Current Drawings\A102 - Elevation Plan.dwg PLOT DATE & TIME: Wednesday, May 28, 2025 2:08:36 PM