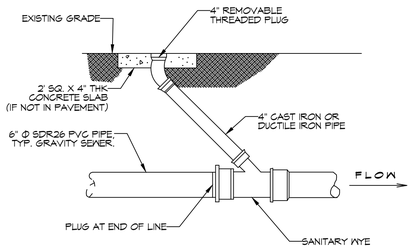

A DETAIL
SCALE: NTS — THROUGH FLOW CLEAN OUT DETAIL

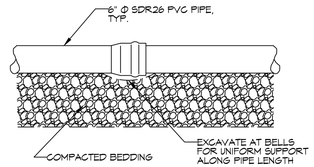

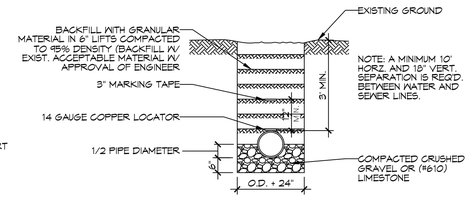

B DETAIL
SCALE: NTS — PIPE BEDDING DETAIL FOR SEWER AND WATER

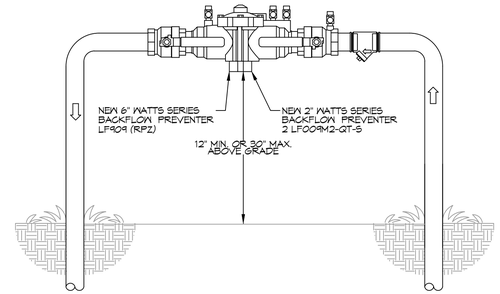

3 TYPICAL RISER DETAIL
SCALE: N.T.S. — TYPICAL

GENERAL SITE UTILITIES NOTES

1. ALL CONSTRUCTION SHALL COMPLY WITH CONTRACT SPECIFICATIONS AND APPLICABLE LOCAL, STATE, AND FEDERAL STANDARDS AND REGULATIONS.
2. CONSTRUCTION SHALL NOT INTERRUPT EXISTING UTILITIES.
3. ALL DISTURBED GROUND SHALL BE RESTORED IN KIND TO A CONDITION EQUAL TO OR BETTER THAN ORIGINALLY FOUND.
4. SOIL EROSION CONTROL SHALL BE IN ACCORDANCE WITH THESE DOCUMENTS.
5. PROTECT EXISTING UTILITY LINES FROM DAMAGE. FOLLOW INDIVIDUAL UTILITY'S RECOMMENDATIONS FOR UTILITY LINE PROTECTION.
6. CONTRACTOR SHALL IMMEDIATELY REPORT ALL DAMAGE TO UTILITY LINES TO BOTH UTILITY COMPANY AND ENGINEER.
7. ALL DAMAGE CAUSED TO EXISTING UTILITY LINES BY CONTRACTOR'S OPERATIONS SHALL BE REPAIRED BY THE CONTRACTOR TO COMPLETE SATISFACTION OF THE UTILITY COMPANY AND ENGINEER.
8. LOCATION OF EXISTING UTILITIES IS APPROXIMATE. CONTRACTOR SHALL FIELD VERIFY EXACT LOCATIONS.
9. CONTRACTOR IS RESPONSIBLE FOR CUT AND CAP OF EXISTING UTILITIES PRIOR TO ANY DEMOLITION.
10. CONTRACTOR SHALL CONTACT LOUISIANA ONE CALL PRIOR TO COMMENCEMENT OF SITE EXCAVATION.
11. THE CONTRACTOR SHALL CONTACT CITY OF SLIDELL PUBLIC UTILITY DEPARTMENT AT (985) 646-4291 FOR TAPS.
12. THE CONTRACTOR SHALL CONTACT HERB GORNOR @ WASHINGTON ST TAMMANY (985) 892-8804 FOR POWER CONNECTION.

SITE UTILITIES LEGEND

- DW — NEW WATER LINE
- S — NEW SEWER LINE
- P — NEW ELECTRIC POWER LINE
- CO — LINE CLEAN OUT
- DIRECTION OF SLOPE
- DIRECTION OF FLOW
- CHECK VALVE
- (BACK FLOW PREVENTER)
- CONNECTION TO EXIST
- (M) METER (WATER OR GAS)

DAMMON ENGINEERING, INC.
LOUISIANA & MISSISSIPPI
www.dammonengineering.com
info@dammonengineering.com
PH: 985.649.5832 F: 985.641.5950
Chief Engineer: Brian Wistich, PE
554 Old Spanish Trail
Slidell, LA 70458

#	DESCRIPTION	DATE

REVISIONS

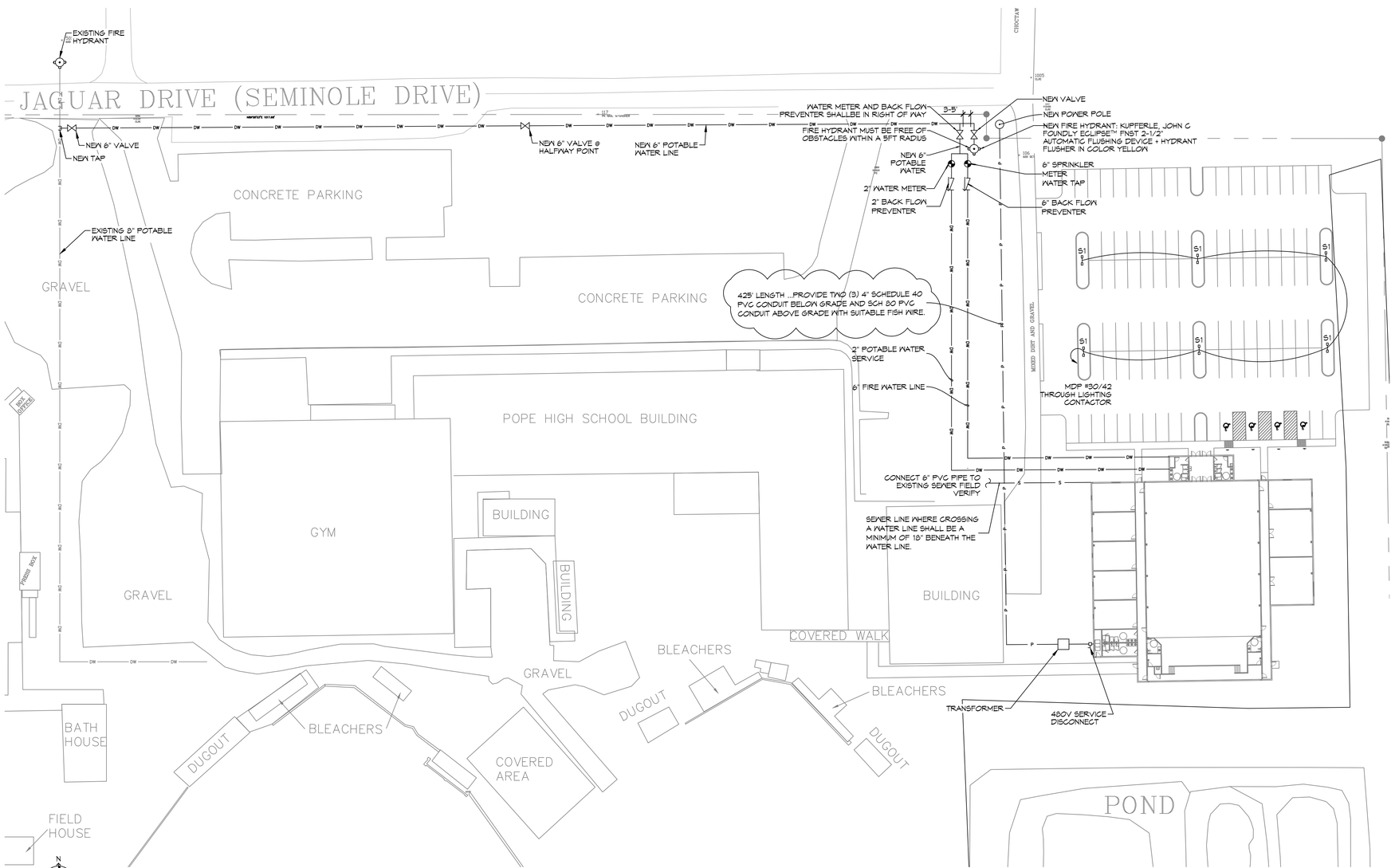

2 SITE UTILITIES PLAN
SCALE: 1"=40'-0"

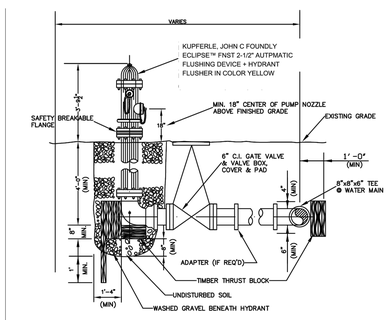

FIRE HYDRANT DETAIL

NOTES:
HYDRANT PAINT SHALL BE FACTORY APPLIED.
(FIELD APPLIED PAINT SHALL NOT BE APPROVED)

PAINT COLOR SHALL BE:
1. KENNEDY HYDRANTS: KENNEDY SAFETY YELLOW NUMBER 05
2. MUELLER HYDRANTS: SAFETY YELLOW, F63RXY9659, MA0150, PAINT CODE (M7)
3. CLOW MEDALLION: SAFETY YELLOW
4. AMERICAN DARLING HYDRANTS: DUPONT SAFETY YELLOW 1663E

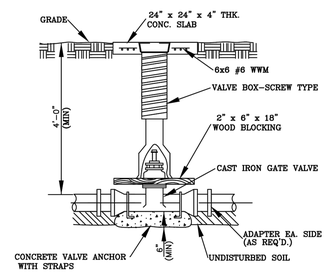

TYPICAL VALVE BOX DETAIL

4 FIRE HYDRANT DETAIL
SCALE: N.T.S. — TYPICAL

Luminaire Schedule						
Symbol	Label	Qty	Arrangement	Manufacturer & Part Number	LLF	Lum. Lumens
	51	6	Back-Back	NLS - NV-1-T5W 32L-7-40K7— H V	0.950	10365

PARKING LOT LIGHTING SCHEDULE
SCALE: N.T.S. — TYPICAL

NEW AUDITORIUM
POPE JOHN PAUL II HIGH SCHOOL
1901 JAGUAR DR.
SLIDELL, LA 70461

JOB No:	2522
DATE:	01-26-2026
DRAWN BY:	CKD
CHECKED BY:	BAM

The design drawings and specifications, maps and all documents, instruments and forms, including electronic media, prepared by Dammon Engineering, are and shall remain the property of Dammon Engineering, and no party hereunto shall be custody thereof, or entitled to the use thereof, except upon the express written consent of Dammon Engineering. Reuse contrary to the express written consent of Dammon Engineering is prohibited and shall be at the sole risk and liability of the party reusing or adapting the same.

SHEET TITLE:
SITE UTILITIES PLAN

DRAWING NUMBER:
C102

SHEET No: 4 of 17