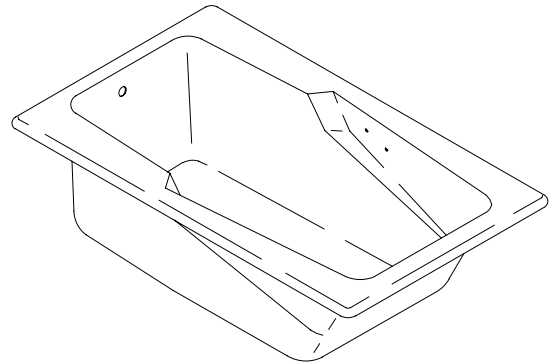


FEATURES

- 60" x 36" x 20-3/8"
- Cast iron with Safeguard® finish
- Drilled for K-9623 grip rails (required)
- LESS ALL TRIM



CODES/STANDARDS APPLICABLE

Specified model meets or exceeds the following:

- ASME/ANSI A112.19.1M
- IAPMO/UPC
- Canadian Standards Association (CSA)
- State of Massachusetts

COLORS/FINISHES

- 0 White
- Other Refer to Fixtures Price Book for additional colors

Accessories:

- CP Polished Chrome
- PB Polished Brass
- Other Refer to Faucets Price Book for additional finishes
- NA None Applicable

SPECIFIED MODEL:

Model	Description	Colors/Finishes		
K-790	Bath	<input type="checkbox"/> 0 White	<input type="checkbox"/> Other_____	
Required Accessories				
K-9623	Grip rails, pair	<input type="checkbox"/> CP	<input type="checkbox"/> PB	<input type="checkbox"/> Other_____
Recommended Accessories				
K-7161-AF	Drain	<input type="checkbox"/> CP	<input type="checkbox"/> PB	<input type="checkbox"/> Other_____
Optional Accessories				
K-584	Undermount installation kit (template and installation instructions)	<input type="checkbox"/> NA		
K-1179	Vinyl tiling-in bead (use when wall material contacts any top surface of bath)	<input type="checkbox"/> NA		

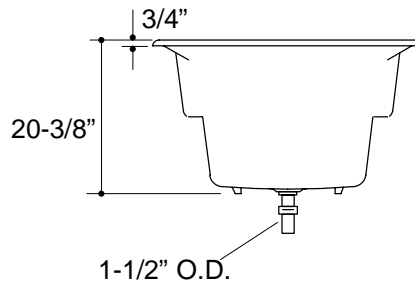
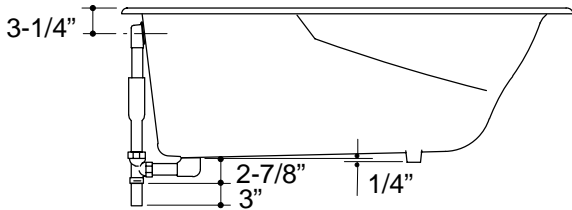
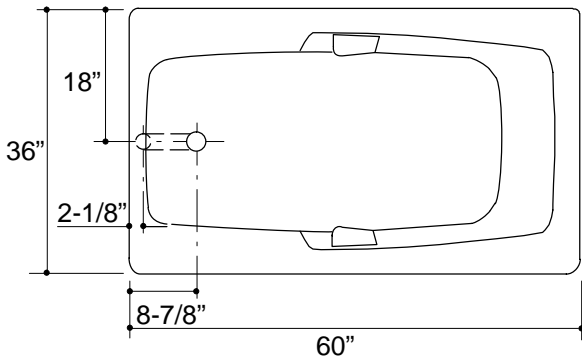
PRODUCT SPECIFICATION:

The bath shall be 60" in length, 36" in width, and 20-3/8" in height. Bath shall be made of cast iron with Safeguard® finish. Bath shall be drilled for K-9623 grip rails (required). Bath shall be less all trim. Bath shall be Kohler Model K-790-_____.

STEeping BATH™

PRODUCT INFORMATION

Fixture*:	basin area	top area	weight
Bathing well	43" x 19"	54" x 30"	318 lbs.
	water depth	capacity	
To overflow	15"	62 gal.	
* Approximate measurements for comparison only.			



Roughing-In Notes	
No change in measurements if connected with drain illustrated.	
Cut-out for drop-in	58-1/2" x 34-1/2"
Cut-out for undermount	K-584 template required

1.25>132

PRODUCT DIAGRAM