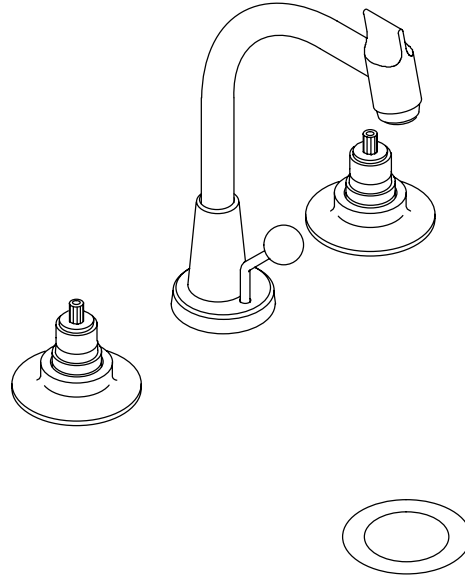


**LAVATORY BASE FAUCET  
K-7433-K**

**FEATURES**

- Brass construction
- Flexible connections
- Brass valve bodies
- Quarter-turn washerless ceramic disc valves
- 5-3/8" Multi-Swivel™ swing spout
- Rotating aerator
- 2.0 gallons per minute
- Pop-up drain with lift rod and tailpiece
- Variety of handle style options



**CODES/STANDARDS APPLICABLE**





Specified model meets or exceeds the following:

- ASME/ANSI A112.18.1M
- Energy Policy Act of 1992
- IAPMO/UPC
- NSF 61

**COLORS/FINISHES**

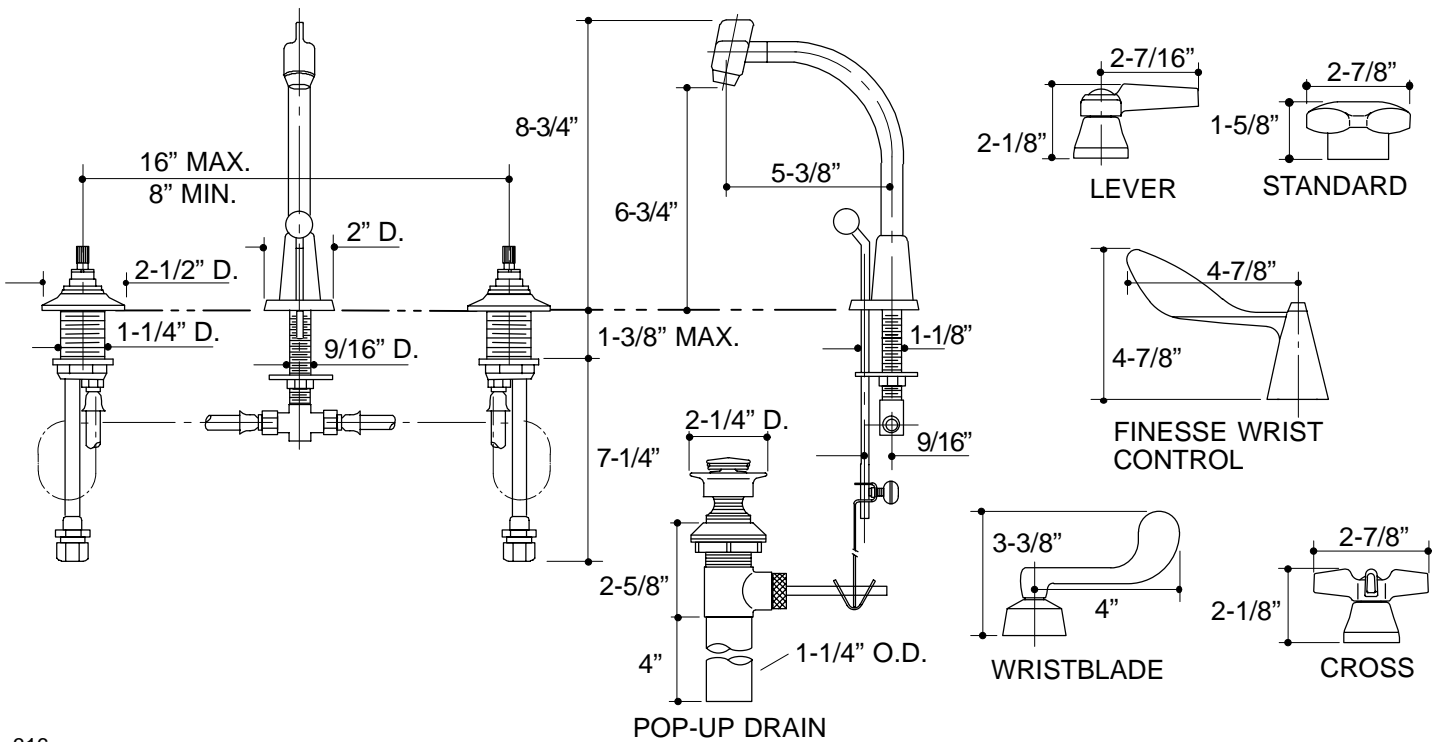
- CP Polished Chrome
- PB Polished Brass

**SPECIFIED MODEL:** For complete faucet, both base faucet and handle choice must be specified.

Model	Description				
K-7433-K	Triton/Finesse Widespread Lavatory Base Faucet		<input type="checkbox"/> CP		<input type="checkbox"/> PB
<b>Required Accessory (Includes Two Handles)</b>					
K-16012-2	Triton Standard Handles	<input type="checkbox"/> CP			
K-16012-3	Triton Cross Handles		<input type="checkbox"/> CP		
K-16012-4	Triton Lever Handles			<input type="checkbox"/> CP	
K-16012-5	Triton Wristblade Lever Handles				<input type="checkbox"/> CP
K-16022-5	Finesse Wrist Control Lever Handles				<input type="checkbox"/> CP <input type="checkbox"/> PB

**PRODUCT SPECIFICATION:**

Two-handle widespread lavatory base faucet shall be of brass construction. Faucet shall feature brass valve bodies. Faucet shall feature quarter-turn washerless ceramic disc valves, assuring positive handle stop positioning. Product shall include flexible connections, 5-3/8" Multi-Swivel swing spout, rotating aerator, and pop-up drain with lift rod and tailpiece. Base faucet shall be Kohler Model K-7433-K-\_\_\_\_\_ and handles shall be Kohler Model K-\_\_\_\_\_-\_\_\_\_\_-\_\_\_\_\_.



316

**PRODUCT DIAGRAM**