

### LAVATORY FAUCET **K-8201-K** ALSO K-8201

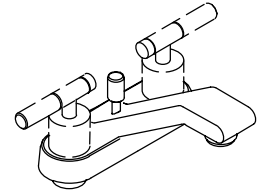
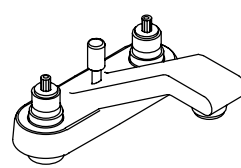
#### FEATURES

- Brass construction
- For 4" centers
- Brass valve bodies
- Quarter-turn washerless ceramic disc valves
- 4-1/2" spout
- 2.0 gallons per minute
- Pop-up drain with lift rod and tailpiece
- Variety of handle style options

#### CODES/STANDARDS APPLICABLE

Specified model meets or exceeds the following:

- ASME/ANSI A112.18.1M
- CSA B125
- Energy Policy Act of 1992
- IAPMO/UPC
- NSF 61



K-8201-K







K-8201

#### COLORS/FINISHES



- CP Polished Chrome
- PB Polished Brass
- Other Refer to Faucets Price Book for additional finishes

#### SPECIFIED MODEL:

**BASE FAUCET:** For complete faucet, both base faucet and handle choice must be specified.

Model	Description				
K-8201-K	Taboret Centerset Lavatory Base Faucet	<input type="checkbox"/> CP	<input type="checkbox"/> PB		
Required Accessory (Includes Two Handles)			 ADA	 ADA	 ADA
K-16070-2	With Square Handles	<input type="checkbox"/> CP <input type="checkbox"/> PB			
K-16070-4	With Lever Handles		<input type="checkbox"/> CP <input type="checkbox"/> PB		
K-16070-4A	With Swirl Lever Handles			<input type="checkbox"/> CP <input type="checkbox"/> PB	
K-16070-4C	With Vandal-Resistant Lever Handles and Aerator		<input type="checkbox"/> CP <input type="checkbox"/> PB		
K-16070-6	With T-Handles				<input type="checkbox"/> CP <input type="checkbox"/> PB
K-16070-6C	With Vandal-Resistant T-Handles and Aerator				<input type="checkbox"/> CP <input type="checkbox"/> PB

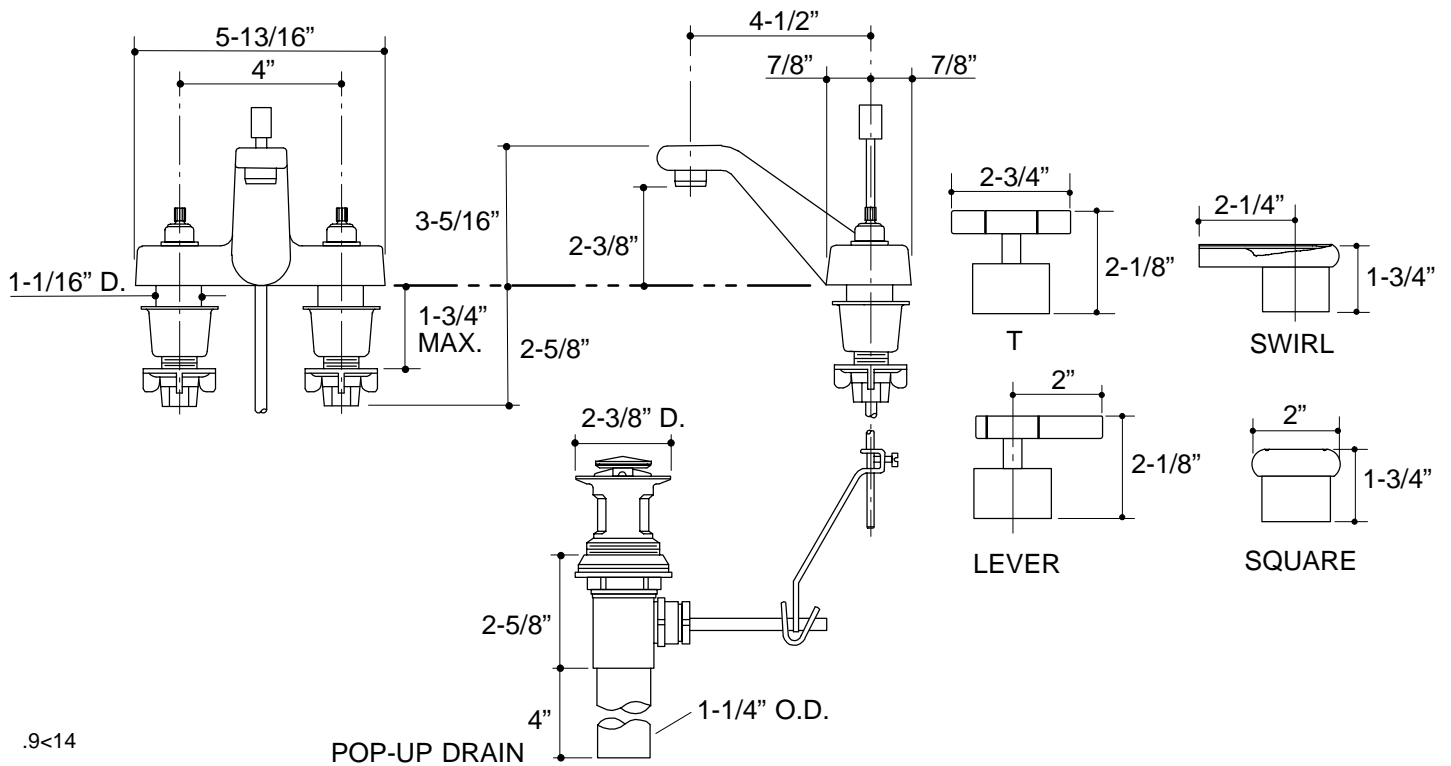
**COMPLETE FAUCET:** Faucet handles included.

Model	Description	 ADA			 ADA		
K-8201-4	With Lever Handles	<input type="checkbox"/> CP	<input type="checkbox"/> PB	<input type="checkbox"/> Other_____			
K-8201-6	With T-Handles				<input type="checkbox"/> CP	<input type="checkbox"/> PB	<input type="checkbox"/> Other_____

#### PRODUCT SPECIFICATION:

Two-handle centerset lavatory faucet shall be of brass construction. Faucet shall feature brass valve bodies. Faucet shall feature quarter-turn washerless ceramic disc valves, assuring positive handle stop positioning. Product shall include 4" centers, 4-1/2" spout, and pop-up drain with lift rod and tailpiece. Base faucet shall be Kohler Model K-8201-K-\_\_\_\_ with K-16070-\_\_\_\_-\_\_\_\_ handles **OR** complete faucet shall be Kohler Model K-8201-\_\_\_\_-\_\_\_\_.

# TABORET®



.9<14

POP-UP DRAIN

## PRODUCT DIAGRAM