

**LAVATORY FAUCET
K-6241-4**

ADA

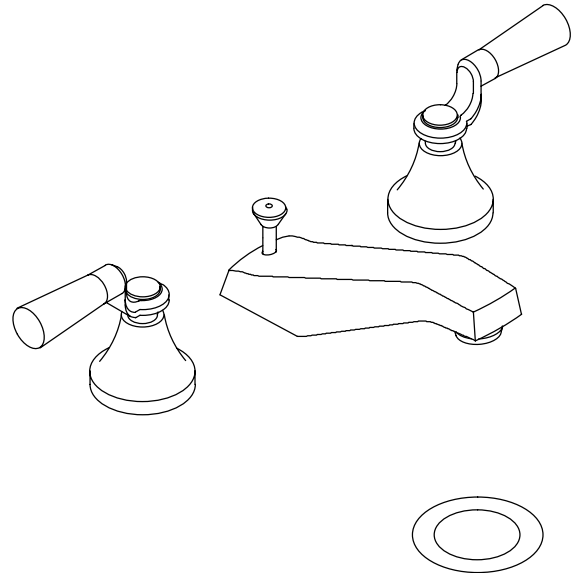
FEATURES

- Brass construction
- Flexible connections
- Brass valve bodies
- Quarter-turn washerless ceramic disc valves
- 5" spout
- 2.0 gallons per minute
- Pop-up drain with lift rod and tailpiece
- Lever handles with clear acrylic inserts

CODES/STANDARDS APPLICABLE

Specified model meets or exceeds the following:

- ASME/ANSI A112.18.1M
- CSA B125
- Energy Policy Act of 1992
- IAPMO/UPC
- NSF 61

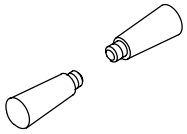


COLORS/FINISHES

- CP Polished Chrome
- PB Polished Brass

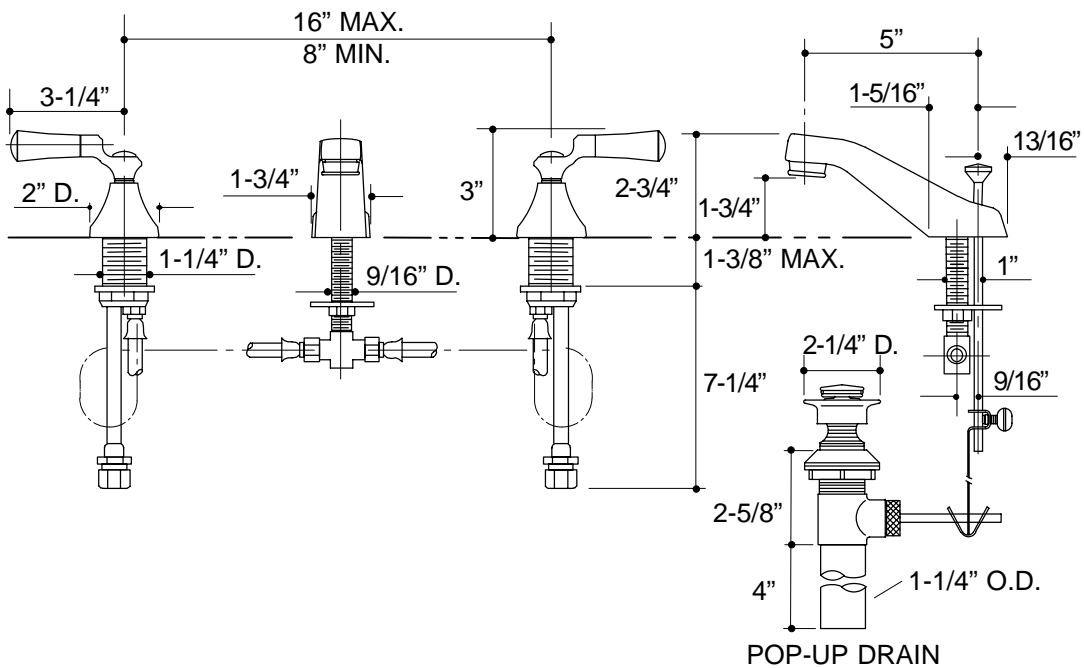
SPECIFIED MODEL:

| Model | Description | | |
|----------|----------------------------------|-----------------------------|-----------------------------|
| K-6241-4 | Flair Widespread Lavatory Faucet | <input type="checkbox"/> CP | <input type="checkbox"/> PB |

| Optional Accessory | |  | | |
|--------------------|----------------------------|---|-----------------------------|-------------------------------------|
| K-7266 | Lever Handle Inserts, Pair | <input type="checkbox"/> CP | <input type="checkbox"/> PB | <input type="checkbox"/> Other_____ |

PRODUCT SPECIFICATION:

Two-handle widespread lavatory faucet shall be of brass construction. Faucet shall feature brass valve bodies. Faucet shall feature quarter-turn washerless ceramic disc valves, assuring positive handle stop positioning. Product shall include flexible connections, 5" spout, pop-up drain with lift rod and tailpiece, and lever handles with clear acrylic inserts. Faucet shall be Kohler Model K-6241-4-_____.



PRODUCT DIAGRAM