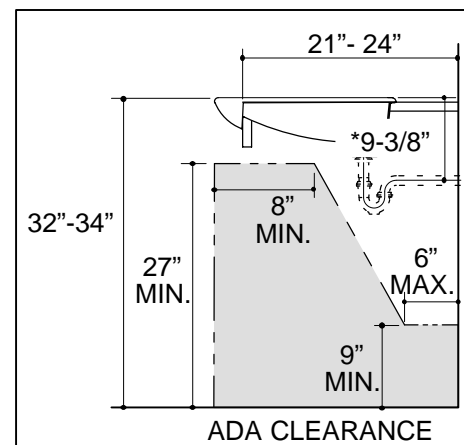
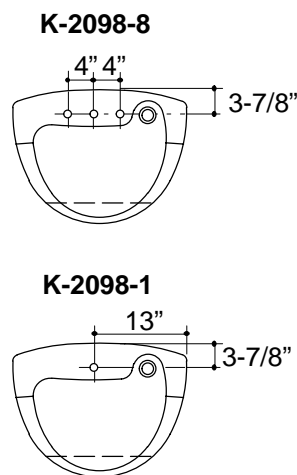
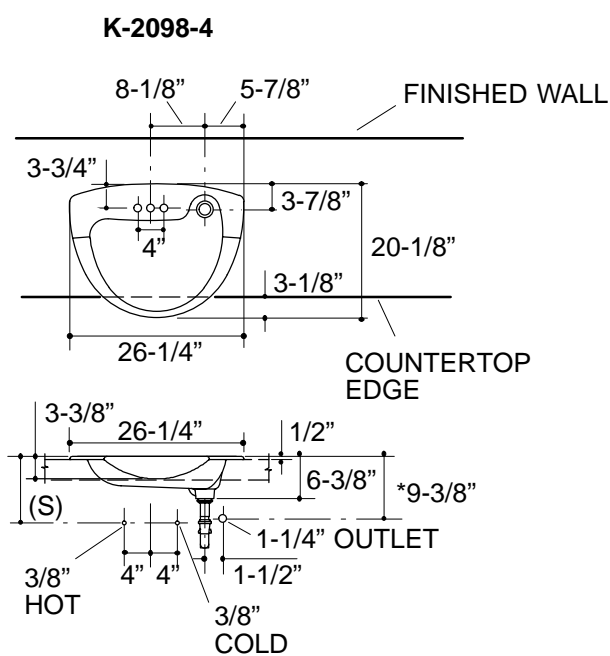


Ordering Information

Applicable product:		
4" centers lavatory	K-2098-4	shown
8" centers lavatory	K-2098-8	not shown
Single-hole lavatory	K-2098-1	not shown
Accessories/hardware:		
Trap	K-8998	recommended

Product Information

ADA compliant.			
Fixture*:		basin area	water depth
Lavatory		20" x 13"	3-1/4"
Outlet	1-3/4" D.		
* Approximate measurements for comparison only.			
Holes	K-2098-4	K-2098-8	K-2098-1
Spout	1-3/16" D.	1-3/16" D.	1-3/8" D.
Faucet	1-3/16" D.	1-3/8" D.	
Included Components:			
Adhesive sealant			63034
Cutout template			113500



Roughing-In Notes

Fixture dimensions are nominal and conform to tolerances in ASME Standard A112.19.2M.

*Based on K-8998 with 1" of tailpiece exposed.

Supply (Based on 12" riser which may require cutting).	K-2098-4, K-2098-1	K-2098-8
(S)	10"	14"

.65<116