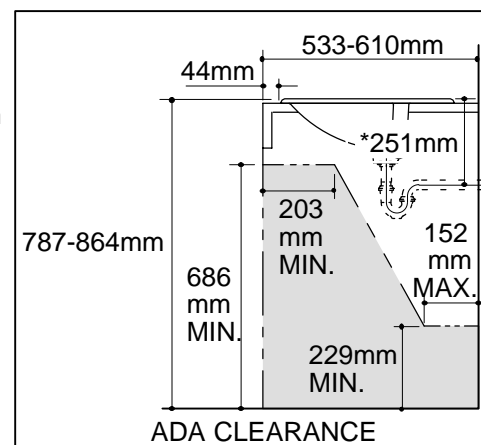
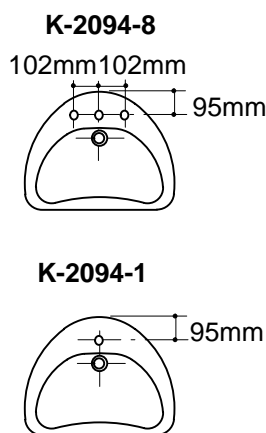
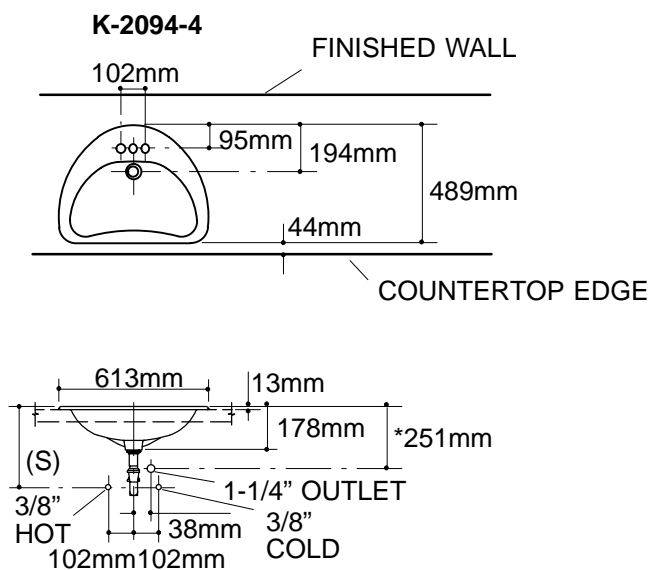


Ordering Information

Applicable product:		
102mm centers lavatory	K-2094-4	shown
203mm centers lavatory	K-2094-8	not shown
Single-hole lavatory	K-2094-1	not shown
Accessories/hardware:		
Trap	K-8998	recommended

Product Information

ADA compliant.			
Fixture*:		basin area	water depth
Lavatory		533 x 305mm	89mm
Outlet	Ø44mm		
* Approximate measurements for comparison only.			
Holes	K-2094-4	K-2094-8	K-2094-1
Spout	Ø30mm	Ø30mm	Ø35mm
Faucet	Ø30mm	Ø35mm	
Included Components:			
Adhesive sealant			63034
Cutout template			113502



Roughing-In Notes

Fixture dimensions are nominal and conform to tolerances in ASME Standard A112.19.2M.

*Based on K-8998 with 25mm of tailpiece exposed.

Supply (Based on 305mm riser which may require cutting).	K-2094-4 K-2094-1	K-2094-8
(S)	254mm	356mm

.65<116