

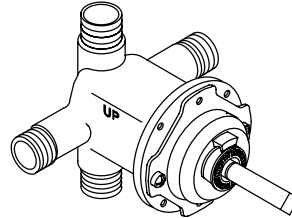
FEATURES

- Brass valve body
- Rite-Temp pressure-balancing diaphragm design valve
- High-temperature limit stop
- Pressure-balancing mechanism of one-piece diaphragm cartridge design for ease of maintenance
- Mixing valve cycles from “cold” to “hot”
- Available with or without screwdriver stops

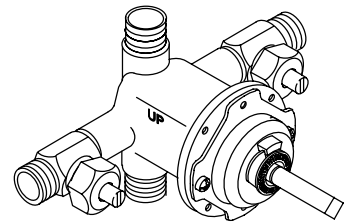
CODES/STANDARDS APPLICABLE

Specified model meets or exceeds the following:

- ASME/ANSI A112.18.1M
- ASSE/ANSI 1016
- CSA B125
- IAPMO/UPC



K-15701-K



K-15701-KS

COLORS/FINISHES

- NA Not applicable

SPECIFIED MODEL:

Model	Description	
K-15701-K	Less Screwdriver Stops	<input type="checkbox"/> NA
K-15701-KS	With Screwdriver Stops	<input type="checkbox"/> NA

PRODUCT SPECIFICATION:

Rite-Temp pressure-balancing single-control valve shall feature a brass valve body. The valve shall mix the water from the “off” position, through the “cold” to the “hot”, and includes a high-temperature limit stop. The mixing valve cap assembly shall be of one-piece design for ease of maintenance. Valve shall be Kohler Model K-15701-_____-NA.

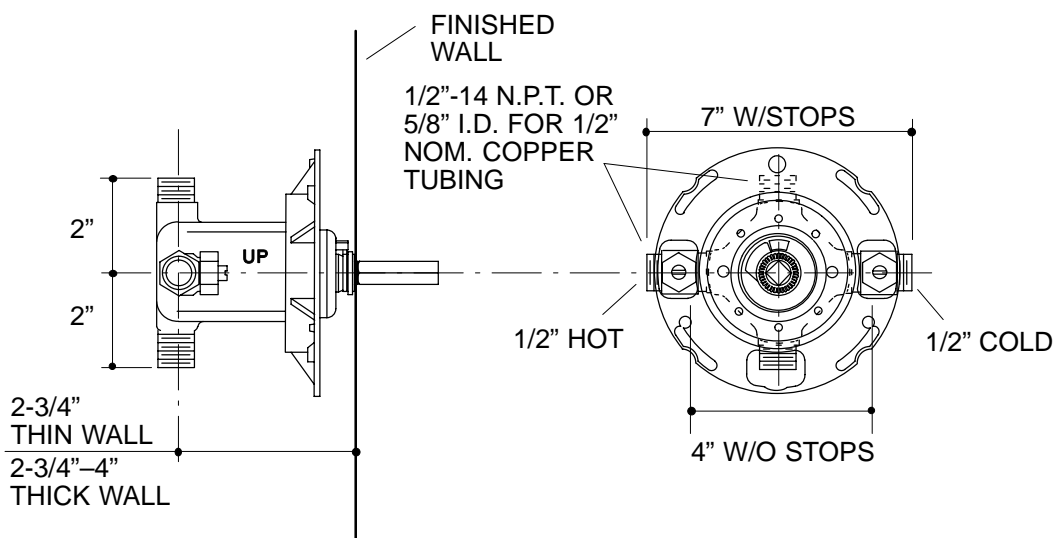
CORALAIS™ RITE-TEMP™

INSTALLATION NOTES

Avoid cross-flow conditions. Do not install shut-off device on either valve outlet.

Cap shower outlet if deck-mount spout, diverter, or handshower is connected to spout outlet.

Install straight pipe or tube drop of 7 to 18" with single elbow between valve and wall-mount spout.



PRODUCT DIAGRAM