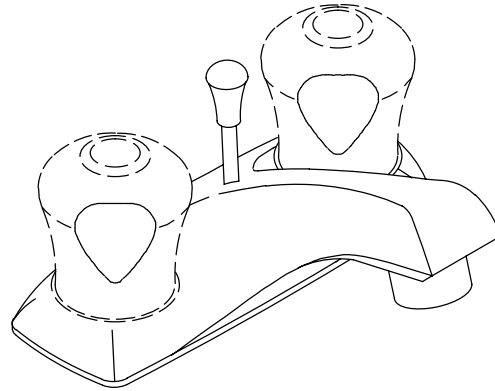


**LAVATORY FAUCET
K-P15241
PROJECT PACK**

FEATURES

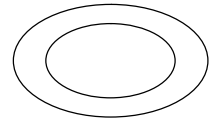
- Metal construction
- For 4" centers
- Reversible quarter-turn washerless ceramic disc valves
- 3-5/8" spout
- Metal throatplate
- 2.0 gallons per minute
- Pop-up drain with lift rod and tailpiece
- Available with sculptured acrylic or blade handles
- Optional plastic drain
- Packaged six per case



CODES/STANDARDS APPLICABLE

Specified model meets or exceeds the following:



- ASME/ANSI A112.18.1M
- CSA B125
- Energy Policy Act of 1992
- IAPMO/UPC
- NSF 61



COLORS/FINISHES

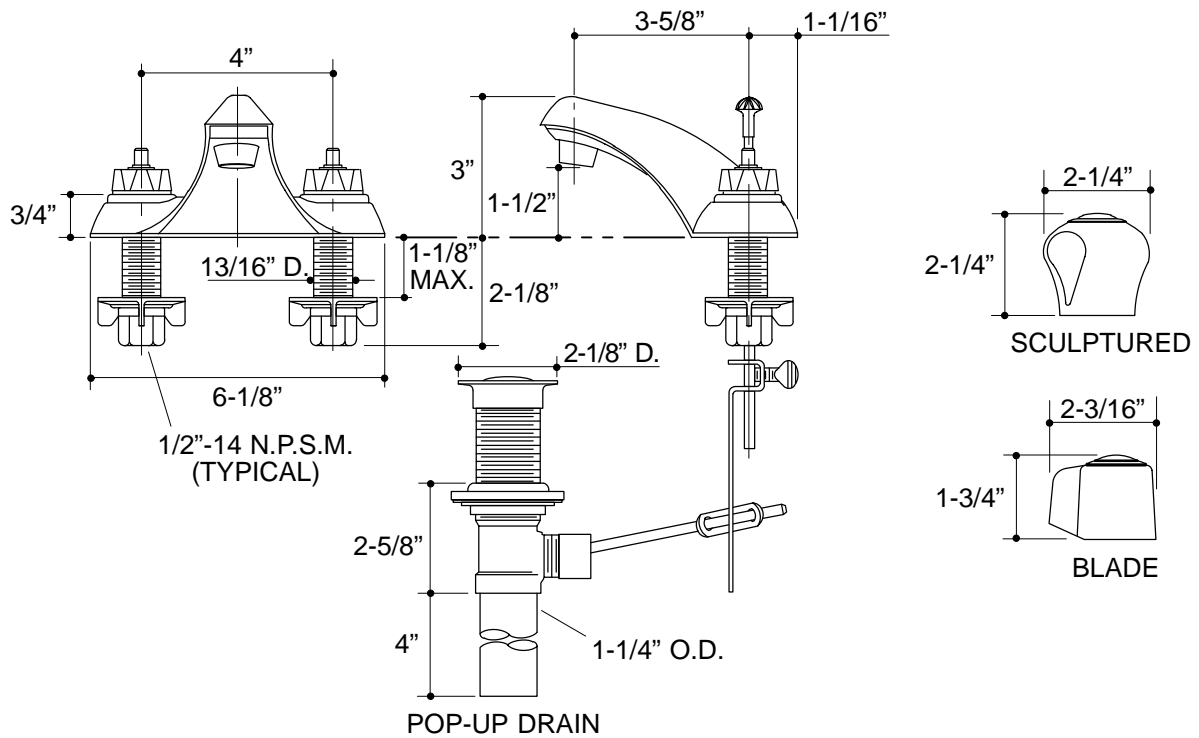
- CP Polished Chrome
- PB Polished Brass

SPECIFIED MODEL:

Model	Description		 ADA
K-P15241	With Sculptured Acrylic Handles and Drain	<input type="checkbox"/> CP <input type="checkbox"/> PB	
K-P15241-D	With Sculptured Acrylic Handles and Plastic Drain	<input type="checkbox"/> CP	
K-P15241-B	With Blade Handles and Drain		<input type="checkbox"/> CP
K-P15241-BD	With Blade Handles and Plastic Drain		<input type="checkbox"/> CP

PRODUCT SPECIFICATION:

Two-handle centerset lavatory faucet shall be of metal construction. Faucet shall feature reversible quarter-turn washerless ceramic disc valves, assuring positive handle stop positioning. Product shall include 4" centers, 3-5/8" spout, pop-up drain with lift rod and tailpiece, and sculptured acrylic or blade handles. Optional feature shall be standard or plastic drain. Faucet shall be Kohler Model K-P15241-_____-_____. Project Pack faucets are packaged six per case.



PRODUCT DIAGRAM