


SHELF-BACK LAVATORY FAUCET
K-8040
ALSO K-8042

FEATURES

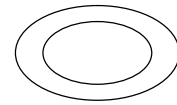
- Brass construction
- For 5-1/2" centers
- Brass valve bodies
- Valvet® valves
- 1-1/4" spout
- Available with standard or vandal-resistant Water-Guard® aerator
- 2.0 gallons per minute
- Pop-up drain with lift rod and tailpiece
- Variety of handle style options



CODES/STANDARDS APPLICABLE

Specified model meets or exceeds the following:






- ASME/ANSI A112.18.1M
- Energy Policy Act of 1992
- IAPMO/UPC
- NSF 61 (K-8040)



COLORS/FINISHES

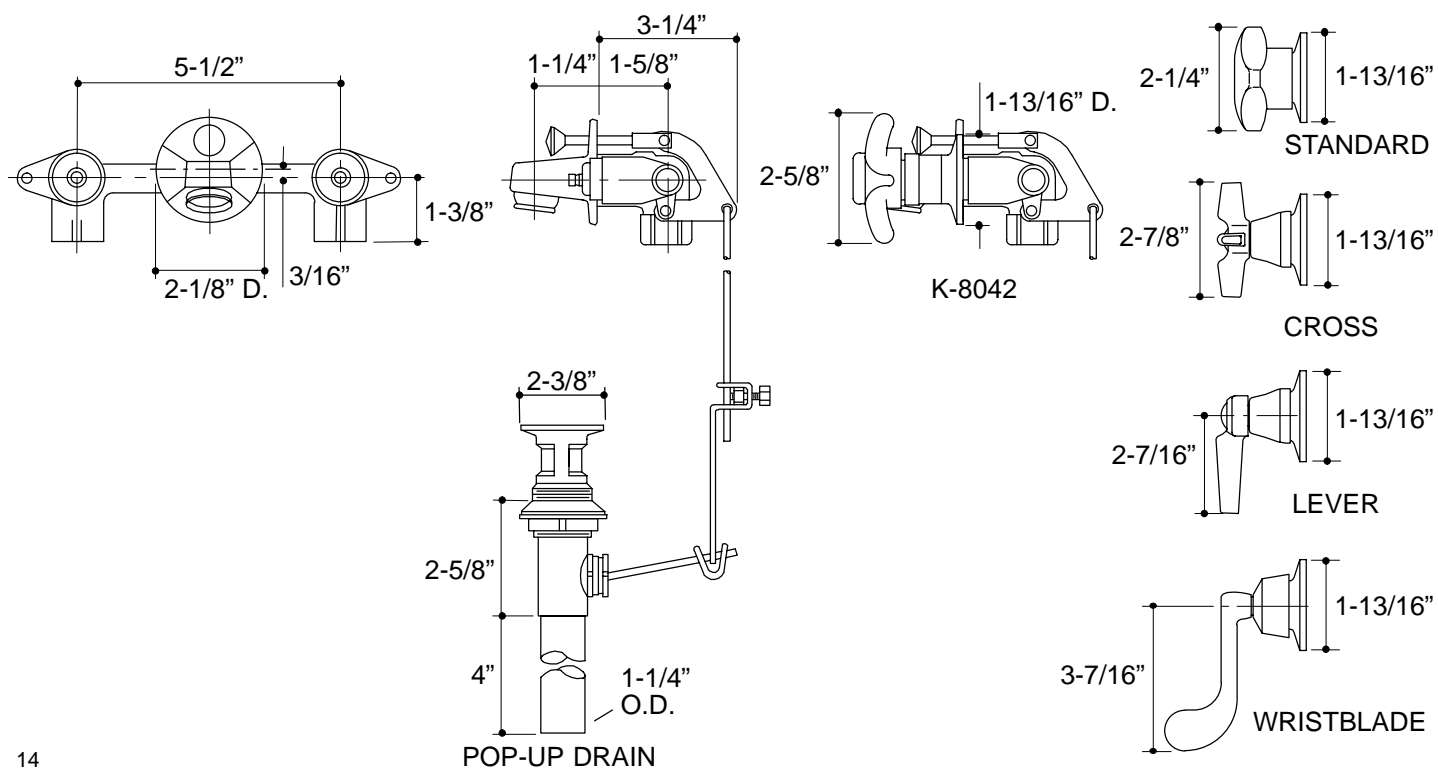
- CP Polished Chrome

SPECIFIED MODEL:

Model	Description		 ADA	 ADA	 ADA	
K-8040-2A	With Standard Handles and Standard Aerator	<input type="checkbox"/> CP				
K-8040-2E	With Standard Handles and Vandal-Resistant Aerator	<input type="checkbox"/> CP				
K-8040-3A	With Cross Handles and Standard Aerator		<input type="checkbox"/> CP			
K-8040-3E	With Cross Handles and Vandal-Resistant Aerator		<input type="checkbox"/> CP			
K-8040-4A	With Lever Handles and Standard Aerator			<input type="checkbox"/> CP		
K-8040-4E	With Lever Handles and Vandal-Resistant Aerator			<input type="checkbox"/> CP		
K-8040-5A	With Wristblade Handles and Standard Aerator				<input type="checkbox"/> CP	
K-8040-5E	With Wristblade Handles and Vandal-Resistant Aerator				<input type="checkbox"/> CP	
K-8042	With Self-Closing Handles and Standard Aerator					<input type="checkbox"/> CP

PRODUCT SPECIFICATION:

Shelf-back lavatory faucet shall be of brass construction. Faucet shall feature brass valve bodies. Faucet shall also feature Valvet valves. Product shall include 5-1/2" centers, 1-1/4" spout, pop-up drain with lift rod and tailpiece, and handles. Optional feature shall be standard or vandal-resistant Water-Guard aerator. Faucet shall be Kohler Model K-_____ - _____ -CP.



PRODUCT DIAGRAM