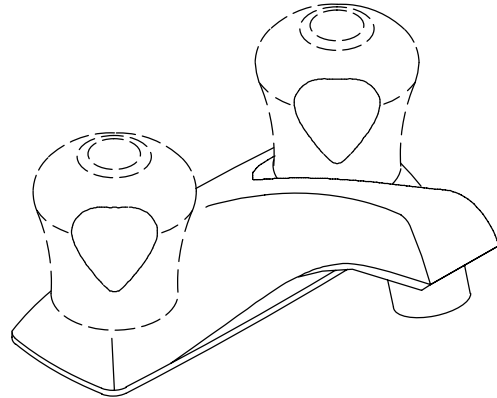


**LAVATORY FAUCET  
K-15243**

**FEATURES**

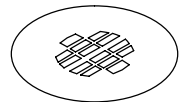
- Metal construction
- For 4" centers
- Reversible quarter-turn washerless ceramic disc valves
- 3-5/8" spout
- Metal throatplate
- 2.0 gallons per minute
- Grid drain with tailpiece
- Available with sculptured acrylic or blade handles



**CODES/STANDARDS APPLICABLE**

Specified model meets or exceeds the following:



- ASME/ANSI A112.18.1M
- CSA B125
- Energy Policy Act of 1992
- IAPMO/UPC
- NSF 61



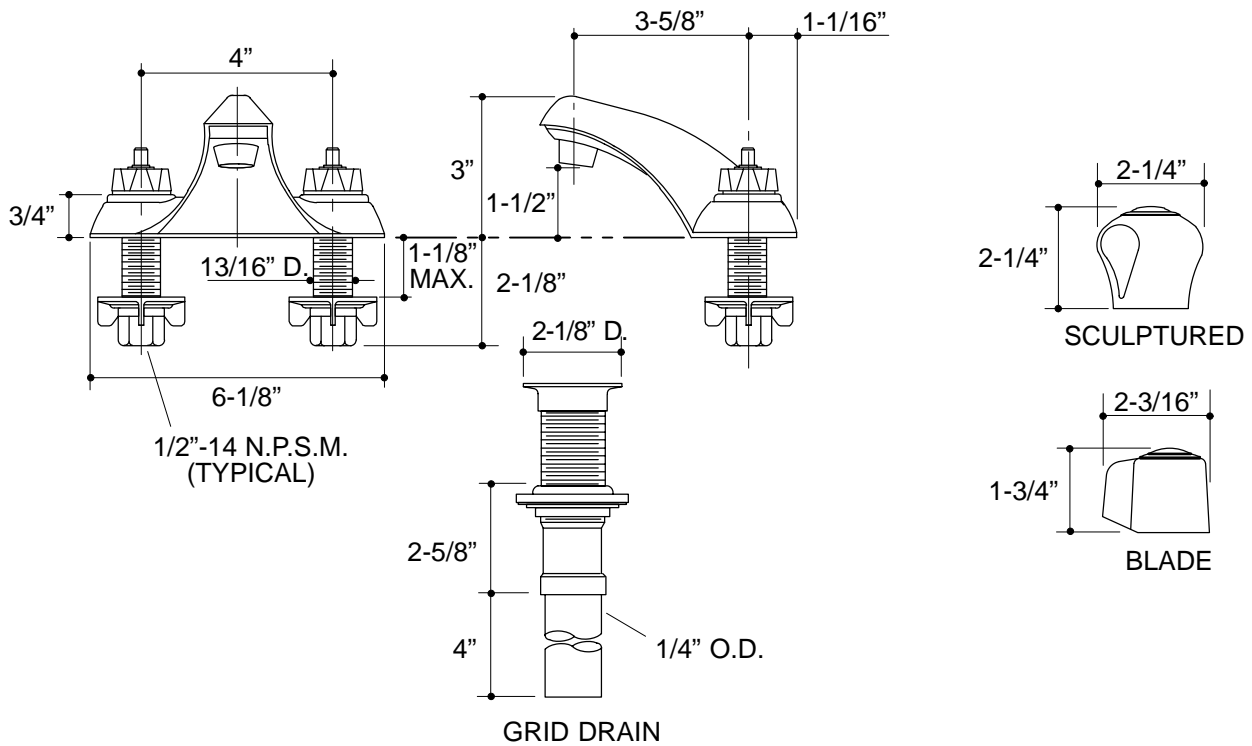
**COLORS/FINISHES**

- CP Polished Chrome

**SPECIFIED MODEL:**

Model	Description		 <span style="border: 1px solid black; padding: 2px;">ADA</span>
K-15243	With Sculptured Acrylic Handles	<input type="checkbox"/> CP	
K-15243-B	With Blade Handles		<input type="checkbox"/> CP

**PRODUCT SPECIFICATION:**  
 Two-handle centerset lavatory faucet shall be of metal construction. Faucet shall feature reversible quarter-turn washerless ceramic disc valves, assuring positive handle stop positioning. Product shall include 4" centers, 3-5/8" spout, grid drain with tailpiece, and sculptured acrylic or blade handles. Faucet shall be Kohler Model K-15243-\_\_\_\_-CP.



**PRODUCT DIAGRAM**