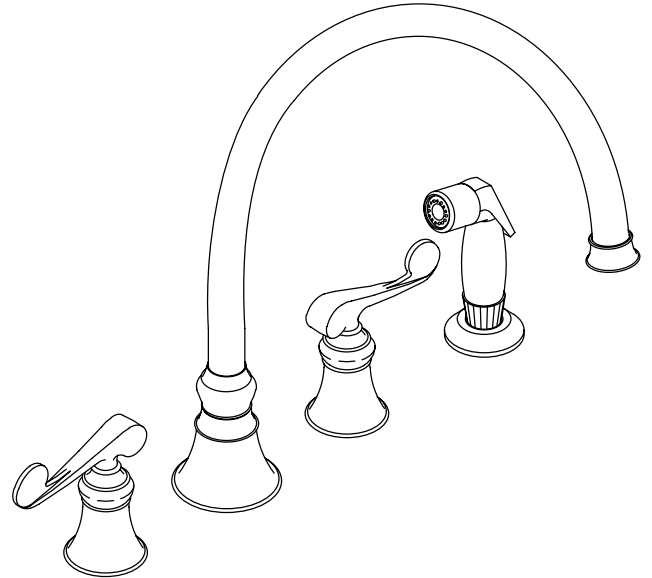


**KITCHEN SINK FAUCET  
K-16111**

**FEATURES**

- Brass construction
- For 8" centers
- Brass valve bodies
- Quarter-turn washerless ceramic disc valves
- 11-13/16" swing spout
- 2.2 gallons per minute
- Variety of handle style options
- White handspray



**CODES/STANDARDS APPLICABLE**



Specified model meets or exceeds the following:

- ASME/ANSI A112.18.1M
- CSA B125
- Energy Policy Act of 1992
- IAPMO/UPC
- NSF 61

**COLORS/FINISHES**

- CP Polished Chrome
- PB Polished Brass
- Other Refer to Faucets Price Book for additional finishes

**SPECIFIED MODEL:**

Model	Description	 <span style="border: 1px solid black; padding: 2px;">ADA</span>			 <span style="border: 1px solid black; padding: 2px;">ADA</span>		
		<input type="checkbox"/> CP	<input type="checkbox"/> PB	<input type="checkbox"/> Other_____	<input type="checkbox"/> CP	<input type="checkbox"/> PB	<input type="checkbox"/> Other_____
K-16111-4	With Scroll Handles	<input type="checkbox"/> CP	<input type="checkbox"/> PB	<input type="checkbox"/> Other_____			
K-16111-4A	With Traditional Handles				<input type="checkbox"/> CP	<input type="checkbox"/> PB	<input type="checkbox"/> Other_____

**PRODUCT SPECIFICATION:**

Two-handle kitchen sink faucet shall be of brass construction. Faucet shall feature brass valve bodies. Faucet shall feature quarter-turn washerless ceramic disc valves, assuring positive handle stop positioning. Product shall include 8" centers, 11-13/16" swing spout, handles, and white handspray. Faucet shall be Kohler Model K-16111-\_\_\_\_\_-\_\_\_\_\_.

