SURVEY CONTROL POINT DATA			
NO.	NORTHING	EASTING	ELEVATION
1	666,220.67	828,335.14	194.45
2	666,017.32	828,107.90	195.76
3	666,112.89	828,565.80	192.96

GENERAL NOTES

1. *IT IS THE UNIVERSITY'S INTENT THAT THE PROJECT BE RELATIVE TO THE CAMPUS AXIS LINE. AT CONTRACTOR'S REQUEST, ELECTRONIC DRAWING TO BE PROVIDED FOR LAYOUT PURPOSES.*
2. *SEE ARCHITECTS DRAWINGS FOR STAIR AND RAMP DETAILS.*
3. *EXPANSION JOINT REQUIRED BETWEEN SIDEWALK AND BUILDING. EXPANSIONS JOINT REQUIRED AROUND COLUMN FOOTINGS, AROUND LIGHTING FOOTINGS, AROUND BOLLARDS LOCATED WITHIN CONCRETE PAVEMENT.*
4. *TYPE V NON-WOVEN FABRIC SHALL MEET THE REQUIREMENTS OF SECTION 714.15 OF THE "MISSISSIPPI STANDARD SPECIFICATIONS FOR ROAD AND BRIDGE CONSTRUCTION", 2004 EDITION.*
5. *SEE SHEET C104.1 FOR BUILDING COORDINATES.*

E — *EXPANSION JOINTS*

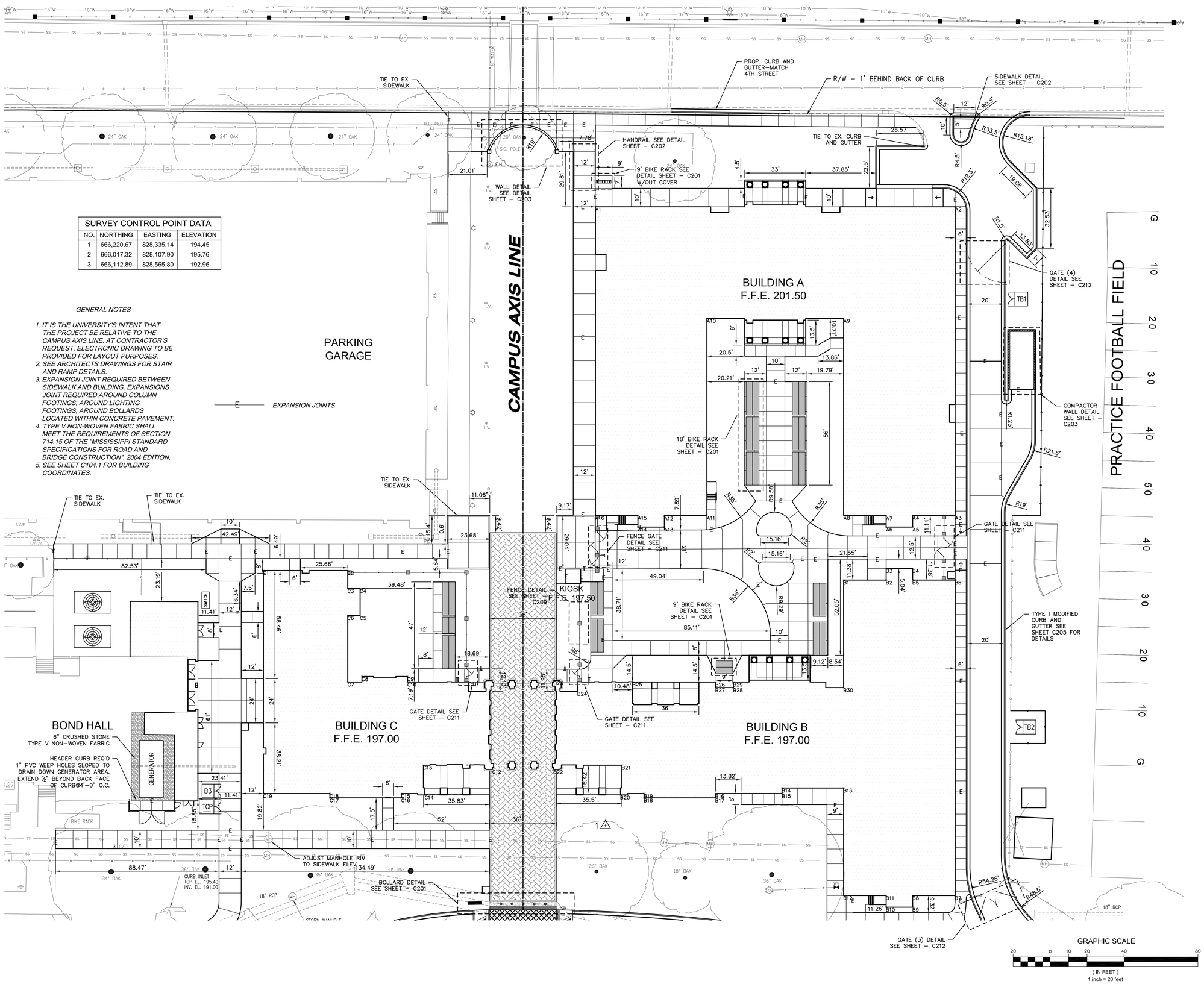

GRAPHIC SCALE

20 0 10 20 40 80

(IN FEET)
1 inch = 20 feet

BUILDING A		
DESCRIPTION	NORTHING	EASTING
A1	666388.5323	828329.1198
A2	666388.5990	828352.1197
A3	666382.2657	828352.1397
A4	666382.3109	828366.4730
A5	666388.3624	828366.4539
A6	666388.7168	828389.4528
A7	666495.3829	828389.1162
A8	666495.6164	828463.1159
A9	666388.9503	828463.4524
A10	666388.7411	828486.4531
A11	666382.6896	828486.4722
A12	666382.7348	828500.8055
A13	666389.0681	828500.7855
A14	666389.1407	828523.7855
A15	666556.1398	828523.2585
A16	666555.5256	828328.5928

BUILDING B		
DESCRIPTION	NORTHING	EASTING
B1	666295.7604	828463.7465
B2	666298.5721	828404.0707
B3	666295.5721	828404.0801
B4	666295.5416	828394.4135
B5	666298.5416	828394.4040
B6	666298.5668	828349.5704
B7	666293.3060	828319.7535
B8	666299.0988	828306.9017
B9	666250.9800	828306.9349
B10	666253.3819	828343.8796
B11	666237.2963	828343.1804
B12	666238.0865	828355.9280
B13	666235.7532	828355.9353
B14	666235.8752	828394.6018
B15	666238.2086	828394.5944
B16	666238.3221	828430.5942
B17	666241.3220	828430.5847
B18	666241.4272	828463.9178
B19	666183.2608	828464.1015
B20	666183.3335	828487.1014
B21	666177.0002	828487.1214
B22	666177.0454	828501.4546
B23	666183.3787	828501.4346
B24	666183.4513	828524.4345
B25	666354.1171	828523.8960
B26	666354.0446	828500.8961
B27	666360.3779	828500.8761
B28	666360.3326	828486.5428
B29	666353.9993	828486.5625
B30	666353.9268	828463.5629

BUILDING C		
DESCRIPTION	NORTHING	EASTING
C1	666237.4365	828149.9290
C2	666237.5501	828185.9288
C3	666235.2168	828185.9362
C4	666235.3388	828224.6026
C5	666237.6721	828224.5953
C6	666236.9622	828237.2903
C7	666253.0431	828236.4895
C8	666250.8756	828273.8391
C9	666298.2870	828260.9042
C10	666298.0157	828227.7382
C11	666301.0156	828227.7287
C12	666300.9378	828203.0622
C13	666297.9136	828195.4050
C14	666333.9135	828195.2914
C15	666333.9345	828201.9582
C16	666348.6011	828201.9119
C17	666348.5800	828195.2452
C18	666358.2461	828195.2141
C19	666358.1026	828149.5482

NEEL-SCHAFFER
Solutions-you can build upon

GEOFFREY PAUL CRABB
LICENSED PROFESSIONAL ENGINEER
STATE OF MISSISSIPPI
3/04/2013

THE McCARTY COMPANY
DESIGN GROUP, P.A.
OFFICE ADDRESS: 533 WEST MAIN STREET TUPELO, MS 38804
MAILING ADDRESS: P.O. BOX 440 TUPELO, MS 38802
TELEPHONE: (662) 844-4400
FAX: (662) 844-0500

PROJECT TITLE
USM - CENTURY PARK SOUTH
IHL# 208-297
HATTIESBURG, MS

THE UNIVERSITY OF SOUTHERN MISSISSIPPI

PROJECT NO: 2012020
DRAWN BY: MSH
CHECKED BY:
DATE ISSUED: 04 MAR 2013

REVISIONS & ADDENDUMS

SHEET TITLE
DIMENSION PLAN NORTH

SHEET NUMBER
C103

Plot Date: BID DOCUMENTS - 04 MARCH 2013

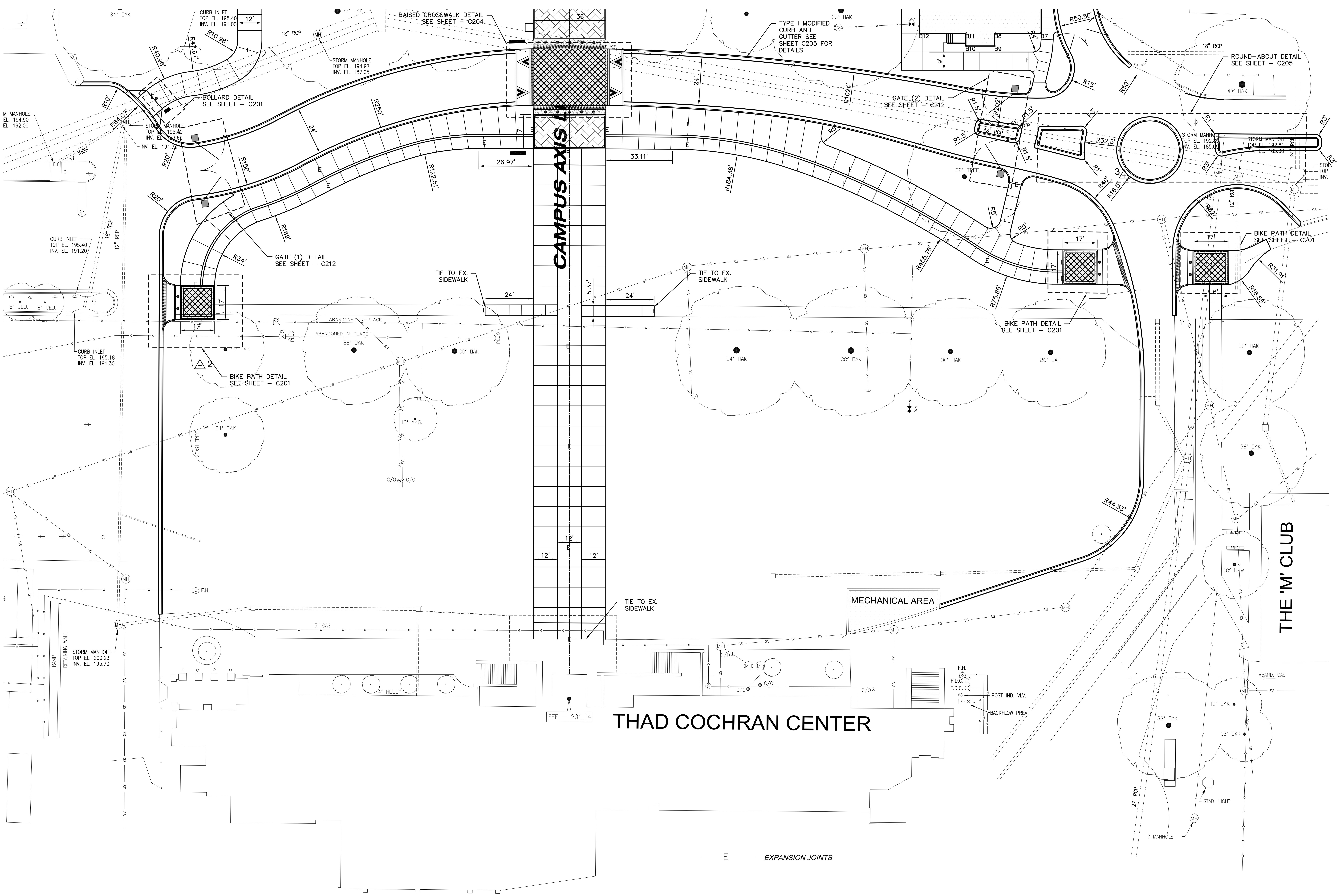

SURVEY CONTROL POINT DATA			
NO.	NORTHING	EASTING	ELEVATION
1	666,220.67	828,335.14	194.45
2	666,017.32	828,107.90	195.76
3	666,112.89	828,565.80	192.96

GENERAL NOTES

1. IT IS THE UNIVERSITY'S INTENT THAT THE PROJECT BE RELATIVE TO THE CAMPUS AXIS LINE. AT CONTRACTOR'S REQUEST, ELECTRONIC DRAWING TO BE PROVIDED FOR LAYOUT PURPOSES.
2. SEE ARCHITECTS DRAWINGS FOR STAIR AND RAMP DETAILS.
3. EXPANSION JOINT REQUIRED BETWEEN SIDEWALK AND BUILDING. EXPANSIONS JOINT REQUIRED AROUND COLUMN FOOTINGS, AROUND LIGHTING FOOTINGS, AROUND BOLLARDS LOCATED WITHIN CONCRETE PAVEMENT.

GRAPHIC SCALE

20 0 10 20 40 80

(IN FEET)
1 inch = 20 feet

NEEL–SCHAFFER
Solutions you can build upon

BUILDING A

DESCRIPTION	NORTHING	EASTING
A1	666388.5323	828329.1198
A2	666388.5990	828352.1197
A3	666382.2657	828352.1397
A4	666382.3109	828366.4730
A5	666388.3624	828366.4539
A6	666388.7168	828389.4528
A7	666495.3829	828389.1162
A8	666495.6164	828463.1159
A9	666388.9503	828463.4524
A10	666388.7411	828486.4531
A11	666382.6896	828486.4722
A12	666382.7348	828500.8055
A13	666389.0681	828500.7855
A14	666389.1407	828523.7855
A15	666556.1398	828523.2585
A16	666555.5256	828328.5928

BUILDING B

DESCRIPTION	NORTHING	EASTING
B1	666295.7604	828463.7465
B2	666298.5721	828404.0707
B3	666295.5721	828404.0801
B4	666295.5416	828394.4135
B5	666298.5416	828394.4040
B6	666298.5668	828349.5704
B7	666293.3060	828319.7535
B8	666299.0988	828306.9017
B9	666250.9800	828306.9349
B10	666253.3819	828343.8796
B11	666237.2963	828343.1804
B12	666238.0865	828355.9280
B13	666235.7532	828355.9353
B14	666235.8752	828394.6018
B15	666238.2086	828394.5944
B16	666238.3221	828430.5942
B17	666241.3220	828430.5847
B18	666241.4272	828463.9178
B19	666183.2608	828464.1015
B20	666183.3335	828487.1014
B21	666177.0002	828487.1214
B22	666177.0454	828501.4546
B23	666183.3787	828501.4346
B24	666183.4513	828524.4345
B25	666354.1171	828523.8960
B26	666354.0446	828500.8961
B27	666360.3779	828500.8761
B28	666360.3326	828486.5428
B29	666353.9993	828486.5625
B30	666353.9268	828463.5629

BUILDING C

DESCRIPTION	NORTHING	EASTING
C1	666237.4365	828149.9290
C2	666237.5501	828185.9288
C3	666235.2168	828185.9362
C4	666235.3388	828224.6026
C5	666237.6721	828224.5953
C6	666236.9622	828237.2903
C7	666253.0431	828236.4895
C8	666250.8756	828273.8391
C9	666298.2870	828260.9042
C10	666298.0157	828227.7382
C11	666301.0156	828227.7287
C12	666300.9378	828203.0622
C13	666297.9136	828195.4050
C14	666333.9135	828195.2914
C15	666333.9345	828201.9582
C16	666348.6011	828201.9119
C17	666348.5800	828195.2452
C18	666358.2461	828195.2141
C19	666358.1026	828149.5482

GEOFFREY PAUL CROSBY LICENSED PROFESSIONAL ENGINEER 19984 STATE OF MISSISSIPPI
3/04/2013

THE McCARTY COMPANY
DESIGN GROUP, P.A.
MAILING ADDRESS: P.O. BOX 440 TUPELO, MS 38802
OFFICE ADDRESS: 533 WEST MAIN STREET TUPELO, MS 38804
TELEPHONE: (662) 844-4400
FAX: (662) 844-0500

PROJECT TITLE
USM - CENTURY PARK SOUTH
IHL# 208-297
HATTIESBURG, MS

THE UNIVERSITY OF SOUTHERN MISSISSIPPI

PROJECT NO: 2012020
DRAWN BY: MSH
CHECKED BY:
DATE ISSUED: 04 MAR 2013

REVISIONS & ADDENDUMS

SHEET TITLE
DIMENSION PLAN SOUTH

SHEET NUMBER
C104

Plot Date: BID DOCUMENTS - 04 MARCH 2013

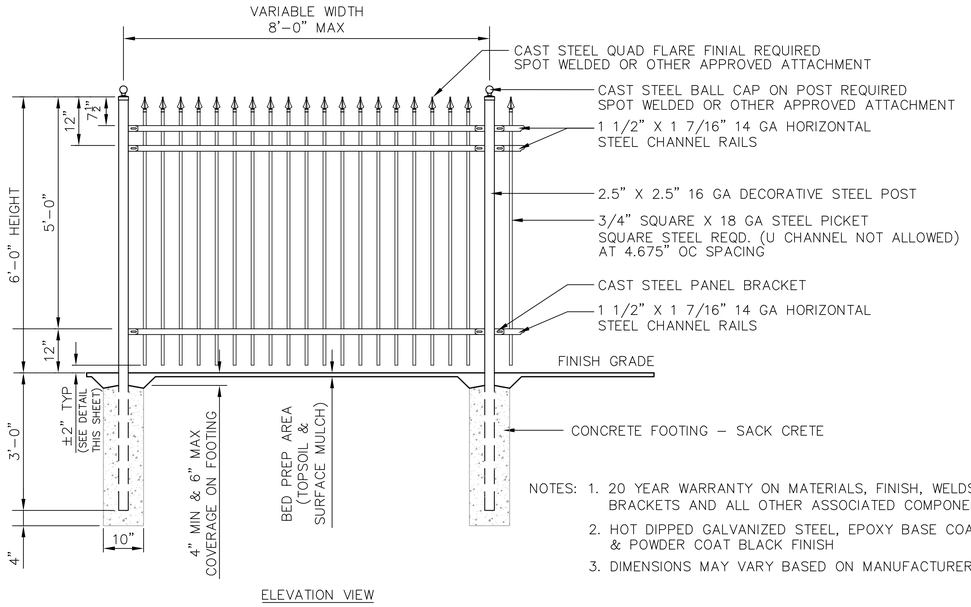

NOTES:
1. 20 YEAR WARRANTY ON MATERIALS, FINISH, WELDS, BRACKETS AND ALL OTHER ASSOCIATED COMPONENTS.
2. HOT DIPPED GALVANIZED STEEL, EPOXY BASE COAT & POWDER COAT BLACK FINISH
3. DIMENSIONS MAY VARY BASED ON MANUFACTURER

ELEVATION VIEW

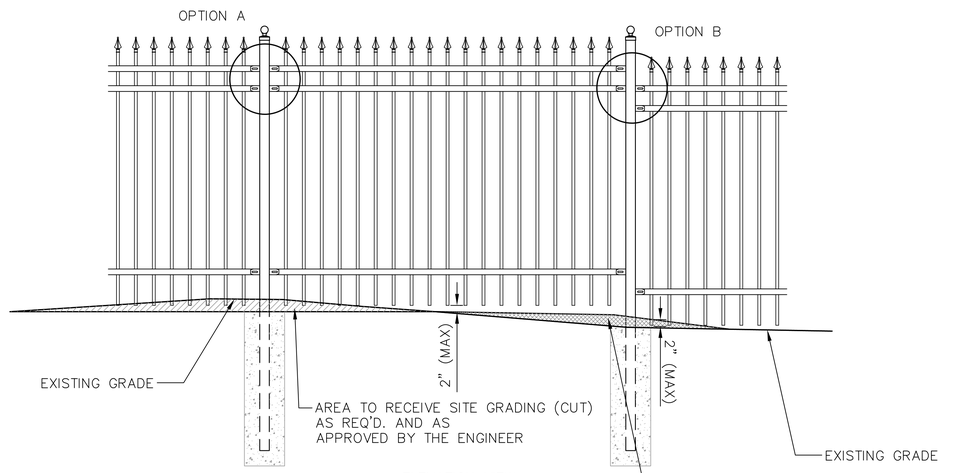

ELEVATION VIEW

FENCE AND FINISH GRADE NOTES:
1. FENCE PANELS SHALL:
   OPTION A. CONTINUOUS RUN OF THE TWO TOP RAILS OR
   OPTION B. TOP RAIL OF THE LOWER PANEL ALIGNING WITH THE BOTTOM RAIL OF THE HIGHER PANEL.
2. SITE GRADING (CUT AND FILL) AND TOPSOIL, CONTRACTOR FURNISHED SHALL BE USED UNDER THE DIRECTION OF THE ENGINEER TO ACHIEVE A FINISHED GRADE THAT CREATES A SUITABLE VOID BETWEEN THE BOTTOM OF THE FENCE PICKETS AND TOP OF SOLID SOD THAT DOES NOT EXCEED 2". PICKETS SHALL NOT BE ALLOWED TO BE BURIED BELOW FINISHED GRADE MORE THAN 2".
3. WHERE THE FENCE IS ADJACENT TO A FIRE HYDRANT, THE PICKETS BELOW THE BOTTOM HORIZONTAL RAIL SHALL BE CUT AND REMOVED TO ALLOW FOR A FIRE HOSE TO BE PLACED UNDER THE FENCE AND ATTACHED TO THE HYDRANT.

DECORATIVE STEEL FENCE PANEL DETAIL ALT.# 7

NOT TO SCALE

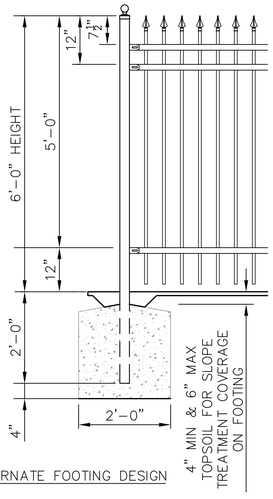

ALTERNATE FOOTING DESIGN

NOTE:
THE ALTERNATE FOOTING DESIGN IS REQUIRED WHEN EXISTING UNDERGROUND UTILITIES ARE IN CONFLICT WITH THE TYPICAL FOOTING DESIGN.

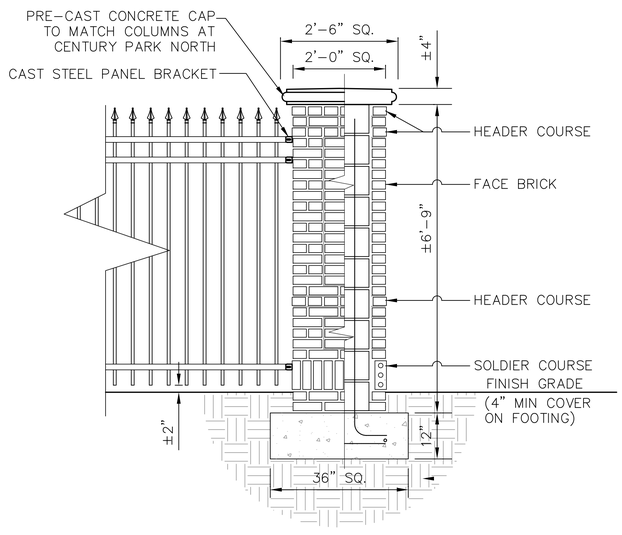

BRICK COLUMN SECTION VIEW

NOT TO SCALE

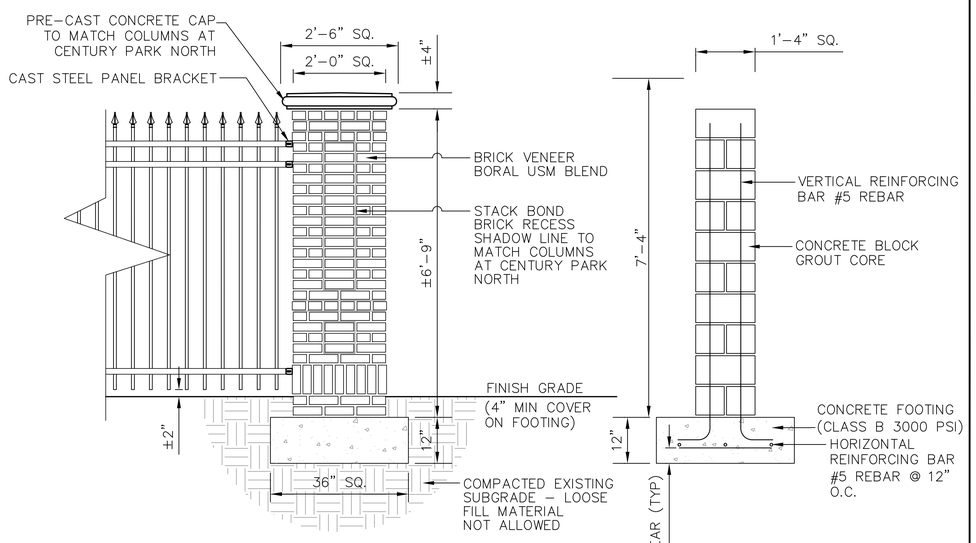

ELEVATION VIEWS

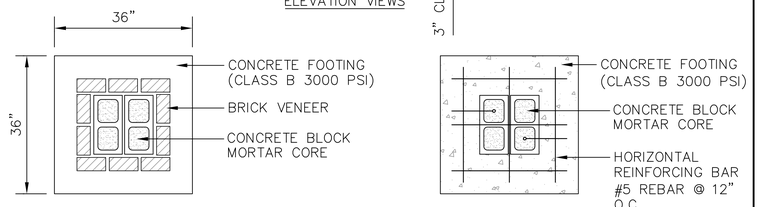

PLAN VIEWS

FENCE COLUMN DETAIL ALT. #7

NOT TO SCALE

NOTES:
1. COMPACT SUBGRADE TO 90%%% PROCTOR FOR A MINIMUM SOIL BEARING OF 1000 PSF.
2. ALL APC CAPS SHALL MATCH EXISTING APC CAPS ON CENTURY PARK NORTH COLUMNS.
3. STEEL BRACKETS SHALL ATTACH TO EITHER THE TOP OR SECOND COURSE OF BRICK FROM THE TOP OF THE COLUMN.
4. THE CONTRACTOR WILL BE REQUIRED TO CONSTRUCT A SAMPLE PANEL OF BRICK (3 SF MIN), MORTAR AND CAST STONE (2 SF MIN) FOR APPROVAL BY THE PROJECT ENGINEER AND UNIVERSITY ADMINISTRATION. THIS WILL BE AN ABSORBED COST.

NEEL-SCHAFFER
Solutions you can build upon

GEOFFREY PAUL CRISLER
REGISTERED PROFESSIONAL ENGINEER
ENGINEER
No. 19864
STATE OF MISSISSIPPI
3/04/2013

THE McCARTY COMPANY
DESIGN GROUP, P.A.
OFFICE ADDRESS:
533 WEST MAIN STREET
TUPELO, MS 38804
MAILING ADDRESS:
P.O. BOX 440
TUPELO, MS 38802
TELEPHONE:
(662) 844-4400
FAX:
(662) 844-0500

PROJECT TITLE
USM - CENTURY PARK SOUTH
IHL# 208-297
HATTIESBURG, MS

THE UNIVERSITY OF SOUTHERN MISSISSIPPI

PROJECT NO:
• 2012020
DRAWN BY:
• RPB
CHECKED BY:
•
DATE ISSUED:
• 04 MAR 2013

REVISIONS & ADDENDUMS

SHEET TITLE
FENCE DETAILS

SHEET NUMBER
C209

Plot Date: BID DOCUMENTS - 04 MARCH 2013

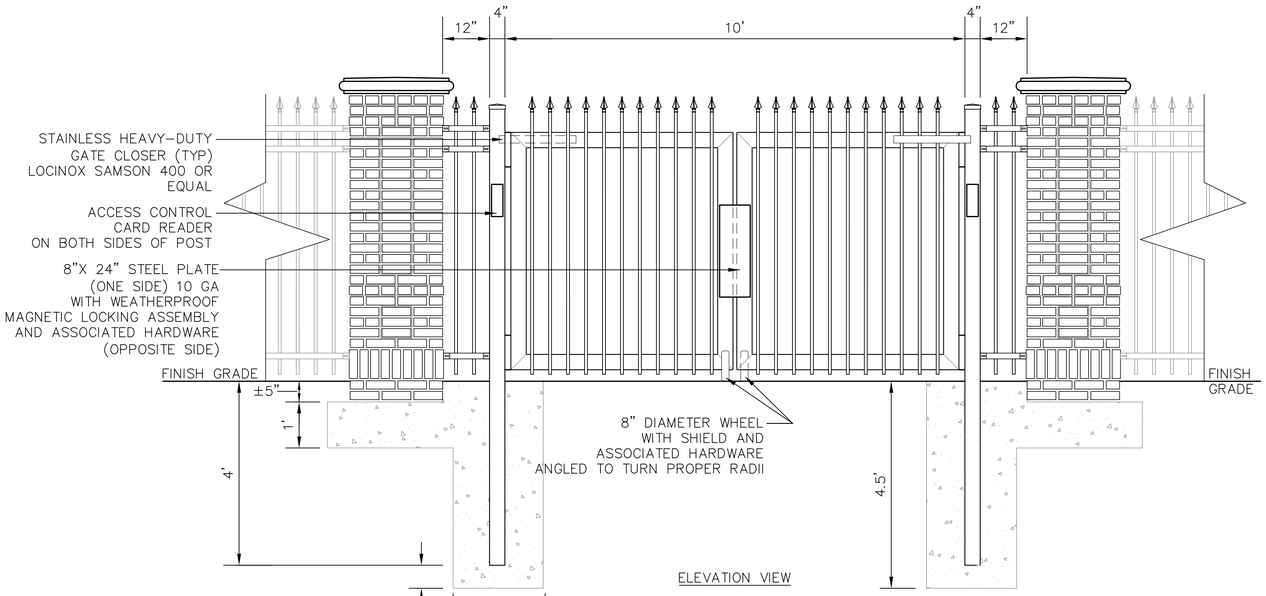

ELEVATION VIEW

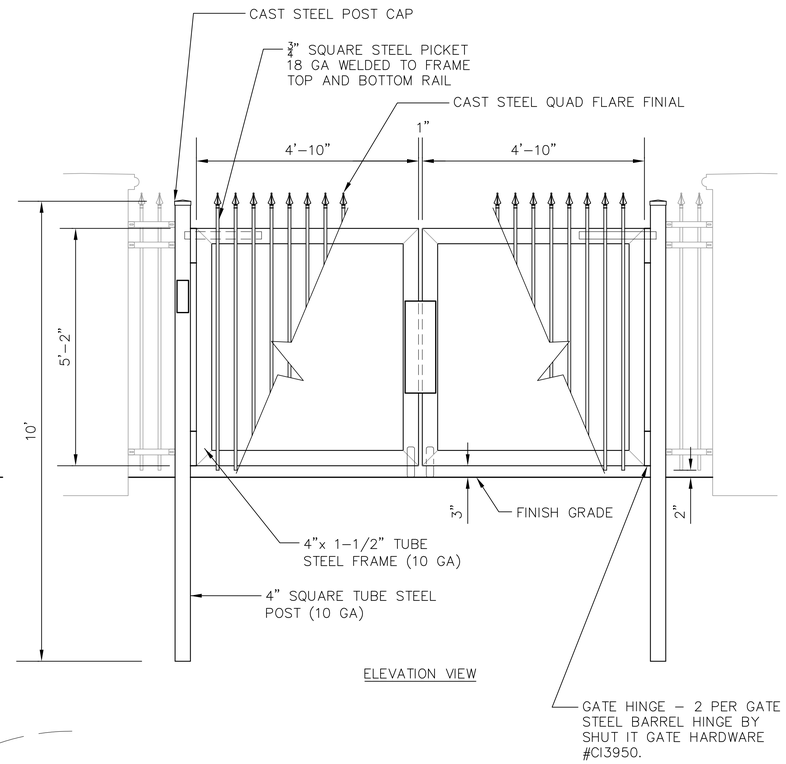

ELEVATION VIEW

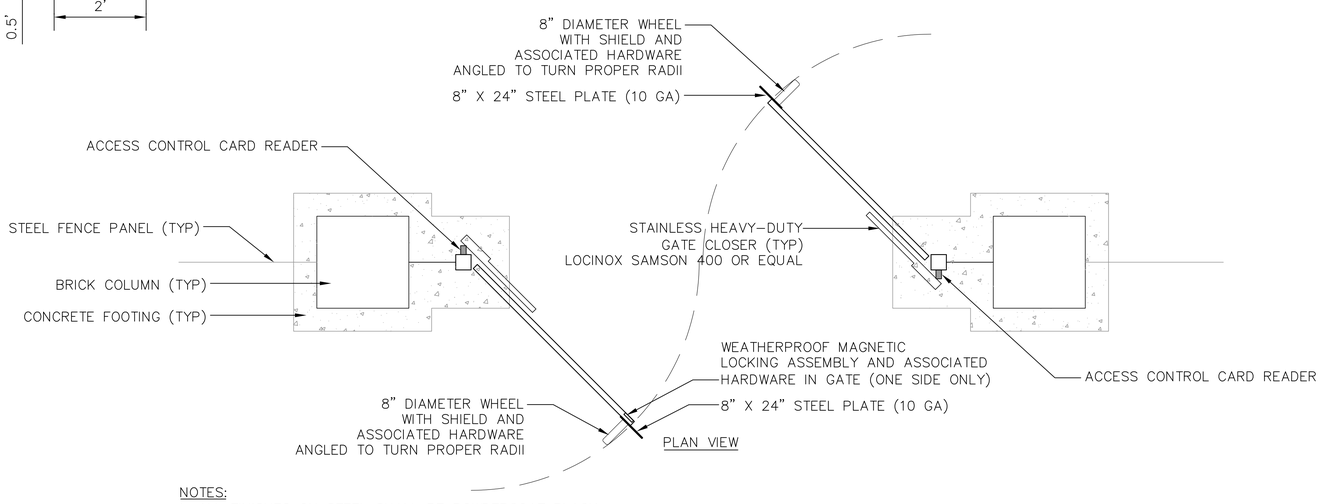

PLAN VIEW

NOTES:

1. ALL FINISHES ON STEEL SHALL BE POWDERCOAT BLACK.
2. ALL FIELD FABRICATION SHALL BE APPROVED BY USM. PRIOR TO PAINTING. ANY REJECTED FIELD FABRICATION SHALL RESULT IN THE COMPLETE REMOVAL OF THE REJECTED ITEM AND RE-FABRICATION OF THE ENTIRE COMPONENT.
3. COMPACT SUBGRADE TO 90% PROCTOR FOR A MINIMUM SOIL BEARING OF 1000 PSF.
4. ALL APC CAPS SHALL MATCH EXISTING APC CAPS ON CENTURY PARK NORTH COLUMNS.
5. THE CONTRACTOR WILL BE REQUIRED TO CONSTRUCT A SAMPLE PANEL OF BRICK (3 SF MIN), MORTAR AND CAST STONE (2 SF MIN) FOR APPROVAL BY THE PROJECT ENGINEER AND UNIVERSITY ADMINISTRATION. THIS WILL BE AN ABSORBED COST.

MAINTENANCE GATE DETAIL ALT. #7

NOT TO SCALE

NEEL-SCHAFFER
Solutions you can build upon

GEOFFREY PAUL CROSBY
LICENSED PROFESSIONAL ENGINEER
STATE OF MISSISSIPPI
3/04/2013

THE McCARTY COMPANY
DESIGN GROUP, P.A.
MAILING ADDRESS: P.O. BOX 440 TUPELO, MS 38802
OFFICE ADDRESS: 533 WEST MAIN STREET TUPELO, MS 38804
TELEPHONE: (662) 844-4400
FAX: (662) 844-0500

PROJECT TITLE
USM - CENTURY PARK SOUTH
IHL# 208-297
HATTIESBURG, MS

THE UNIVERSITY OF SOUTHERN MISSISSIPPI

PROJECT NO:
- 2012020

DRAWN BY:
- RPB

CHECKED BY:
-

DATE ISSUED:
- 04 MAR 2013

REVISIONS & ADDENDUMS

SHEET TITLE
FENCE DETAILS

SHEET NUMBER
C210

Plot Date: BID DOCUMENTS - 04 MARCH 2013

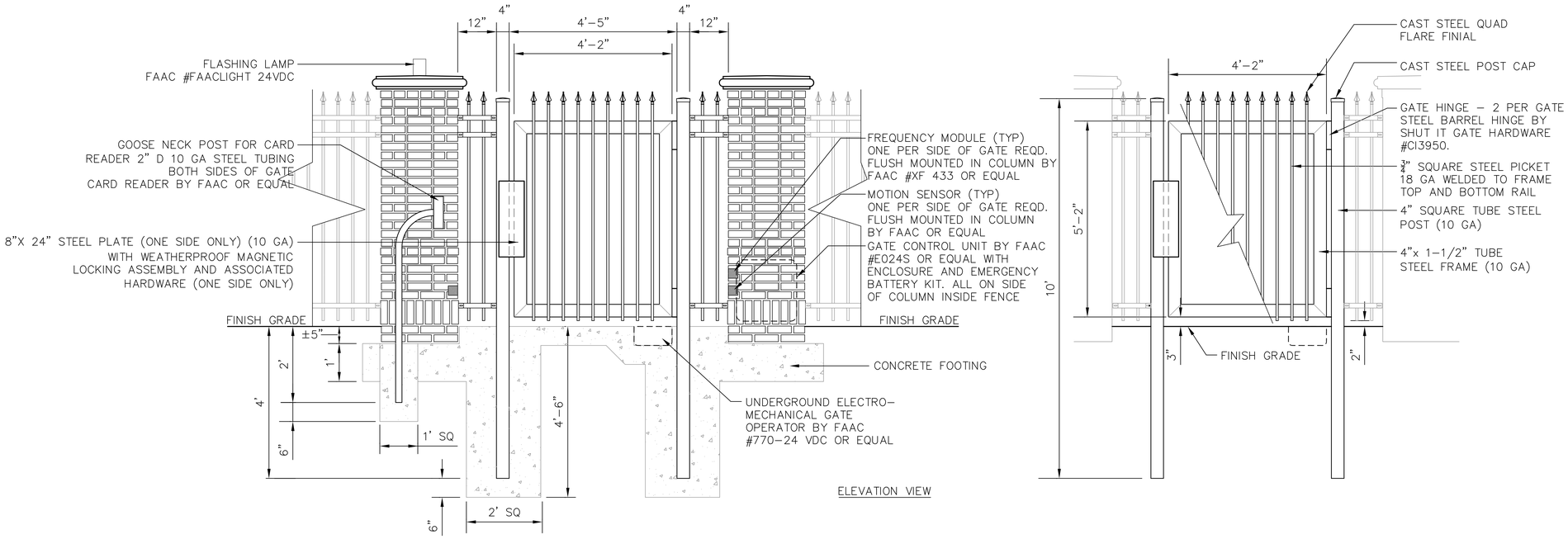

ELEVATION VIEW

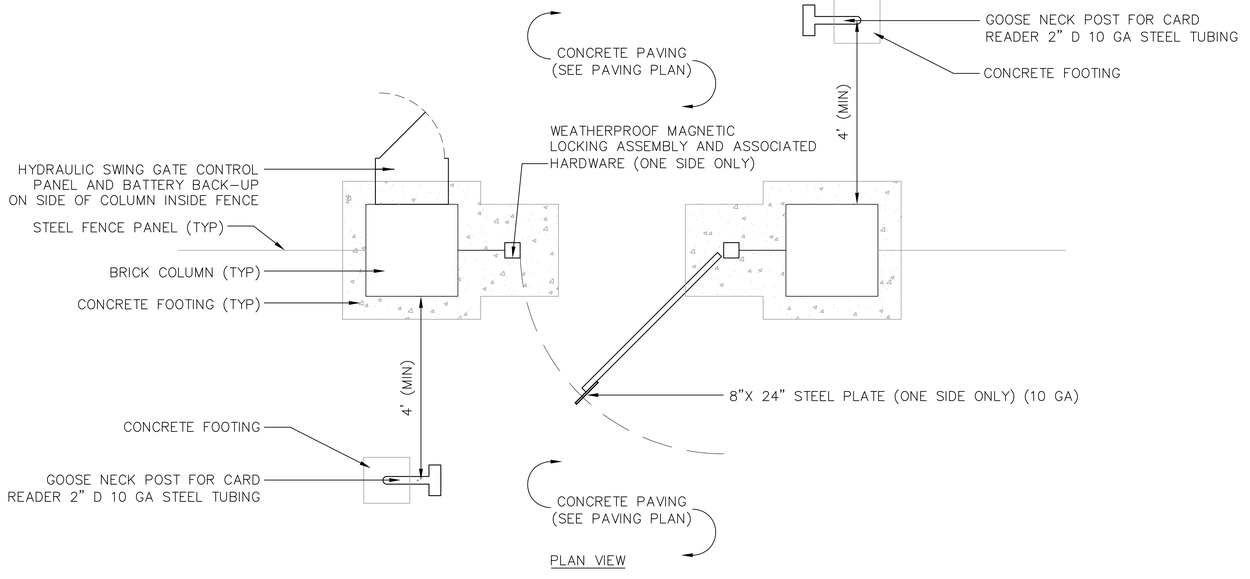

PLAN VIEW

NOTES:
1. ALL FINISHES ON STEEL SHALL BE POWDERCOAT BLACK.
2. ALL FIELD FABRICATION SHALL BE APPROVED BY USM. PRIOR TO PAINTING. ANY REJECTED FIELD FABRICATION SHALL RESULT IN THE COMPLETE REMOVAL OF THE REJECTED ITEM AND RE-FABRICATION OF THE ENTIRE COMPONENT.
3. COMPACT SUBGRADE TO 90% PROCTOR FOR A MINIMUM SOIL BEARING OF 1000 PSF.
4. ALL APC CAPS SHALL MATCH EXISTING APC CAPS ON CENTURY PARK NORTH COLUMNS.
5. THE CONTRACTOR WILL BE REQUIRED TO CONSTRUCT A SAMPLE PANEL OF BRICK (3 SF MIN), MORTAR AND CAST STONE (2 SF MIN) FOR APPROVAL BY THE PROJECT ENGINEER AND UNIVERSITY ADMINISTRATION. THIS WILL BE AN ABSORBED COST.

PEDESTRIAN GATE DETAIL ALT. #7

NOT TO SCALE

NEEL-SCHAFFER
Solutions you can build upon

GEOFFREY PAUL CROSS
LICENSED PROFESSIONAL ENGINEER
STATE OF MISSISSIPPI
3/04/2013

THE McCARTY COMPANY
DESIGN GROUP, P.A.
MAILING ADDRESS: P.O. BOX 440 TUPELO, MS 38802
OFFICE ADDRESS: 533 WEST MAIN STREET TUPELO, MS 38804
TELEPHONE: (662) 844-4400
FAX: (662) 844-0500

PROJECT TITLE
USM - CENTURY PARK SOUTH
IHL# 208-297
HATTIESBURG, MS

THE UNIVERSITY OF SOUTHERN MISSISSIPPI

PROJECT NO:
- 2012020

DRAWN BY:
- RPB

CHECKED BY:
-

DATE ISSUED:
- 04 MAR 2013

REVISIONS & ADDENDUMS

SHEET TITLE
FENCE DETAILS

SHEET NUMBER
C211

Plot Date: BID DOCUMENTS - 04 MARCH 2013

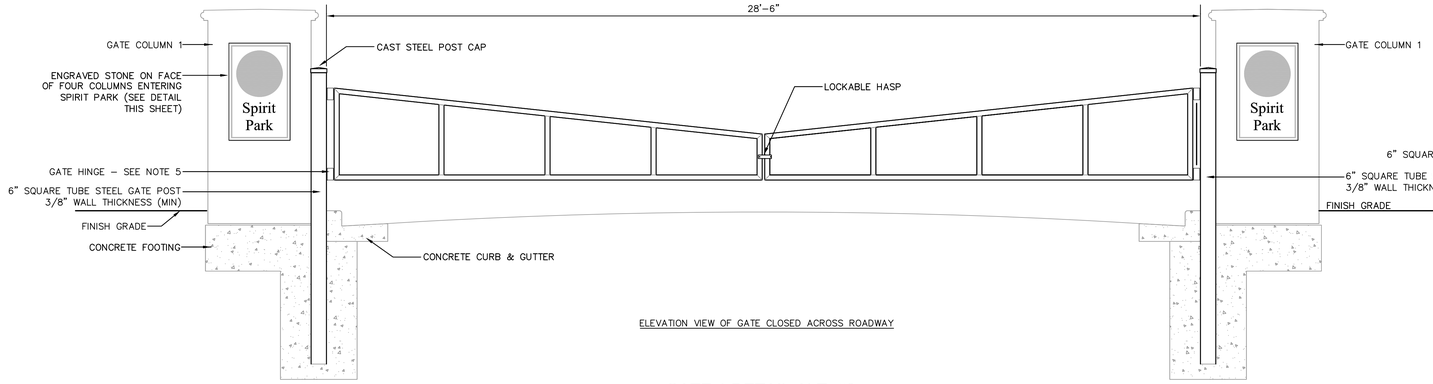

ELEVATION VIEW OF GATE CLOSED ACROSS ROADWAY

GATE 1 DETAIL ALT. #8

NOT TO SCALE

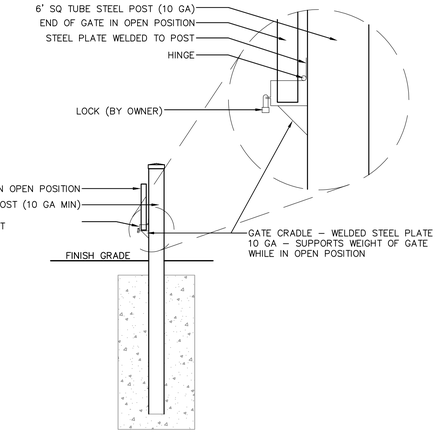

ELEVATION VIEW OF OPEN GATE SECURED TO STEEL POST
(TYPICAL FOR ALL GATES)

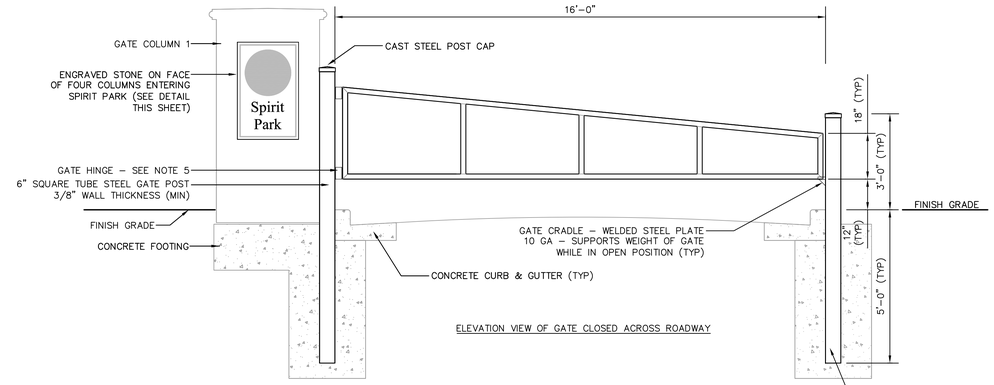

ELEVATION VIEW OF GATE CLOSED ACROSS ROADWAY

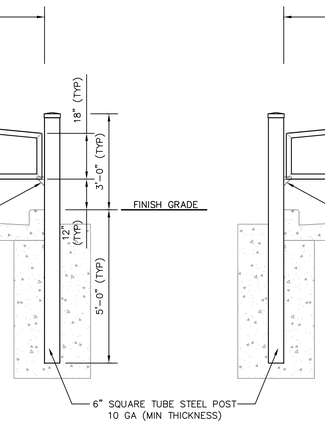

GATE 2 DETAIL ALT. #8

NOT TO SCALE

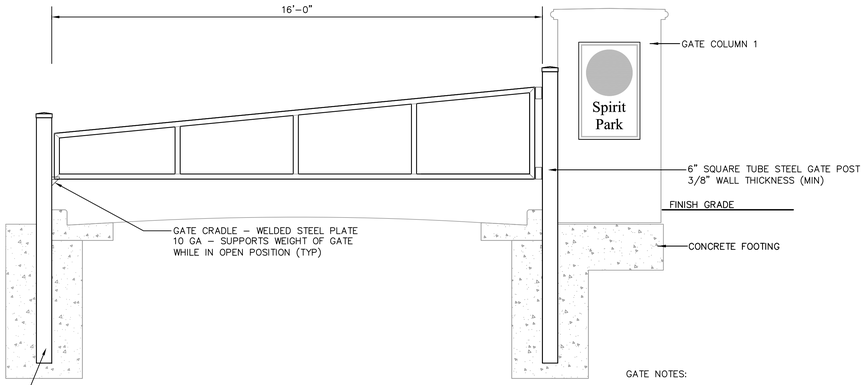

GATE NOTES:

1. THE STILE OF THE GATE FRAME ATTACHED TO THE HINGE SHALL BE 2" SQ STEEL ¼" THICKNESS (MIN). ALL OTHER VERTICAL AND HORIZONTAL PIECES OF STEEL GATE FRAME SHALL BE 10 GA THICKNESS (MIN).
2. VERTICAL 2" SQ STEEL SUPPORTS SHALL BE SPACED AT NO MORE THAN 4'-1" OC.
3. ALL GATE COMPONENTS SHALL BE POWDERCOAT BLACK.
4. ALL FIELD FABRICATION SHALL BE APPROVED BY USM PRIOR TO PAINTING. ANY REJECTED FIELD FABRICATION SHALL RESULT IN THE COMPLETE REMOVAL OF THE REJECTED ITEM AND RE-FABRICATION OF THE ENTIRE COMPONENT.
5. HINGES SHALL BE WELDED AT THE TOP AND BOTTOM OF EACH GATE FRAME. HINGES SHALL BE STEEL BARREL HINGE BY SHUT IT GATE HARDWARE #CI3950.

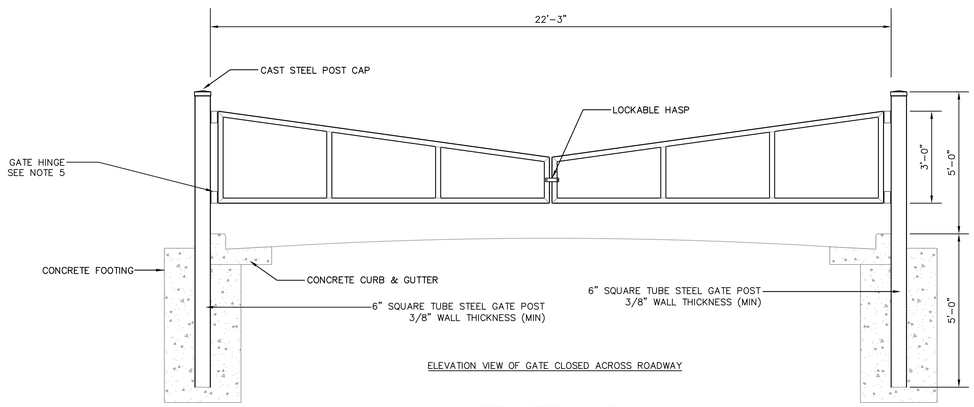

ELEVATION VIEW OF GATE CLOSED ACROSS ROADWAY

GATE 3 DETAIL ALT. #8

NOT TO SCALE

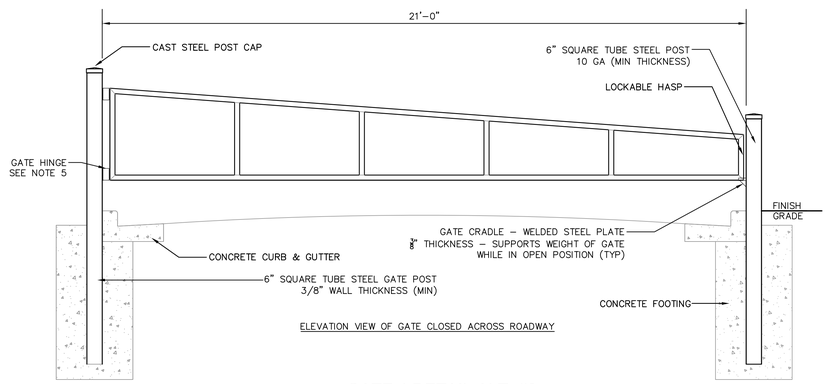

ELEVATION VIEW OF GATE CLOSED ACROSS ROADWAY

GATE 4 DETAIL ALT. #8

NOT TO SCALE

NEEL-SCHAFFER
Solutions you can build upon

GEOFFREY PAUL CRISPO
REGISTERED PROFESSIONAL ENGINEER
No. 19664
STATE OF MISSISSIPPI
3/04/2013

THE McCARTY COMPANY
DESIGN GROUP, P.A.
OFFICE ADDRESS:
533 WEST MAIN STREET
TUPELO, MS 38804
TELEPHONE:
(662) 844-4400
FAX:
(662) 844-0500
MAILING ADDRESS:
P.O. BOX 440
TUPELO, MS 38802

PROJECT TITLE
USM - CENTURY PARK SOUTH
IHL# 208-297
HATTIESBURG, MS

THE UNIVERSITY OF SOUTHERN MISSISSIPPI

PROJECT NO:
• 2012020
DRAWN BY:
• RPB
CHECKED BY:
•
DATE ISSUED:
• 04 MAR 2013

REVISIONS & ADDENDUMS

SHEET TITLE
FENCE DETAILS

SHEET NUMBER
C212

Plot Date: BID DOCUMENTS - 04 MARCH 2013

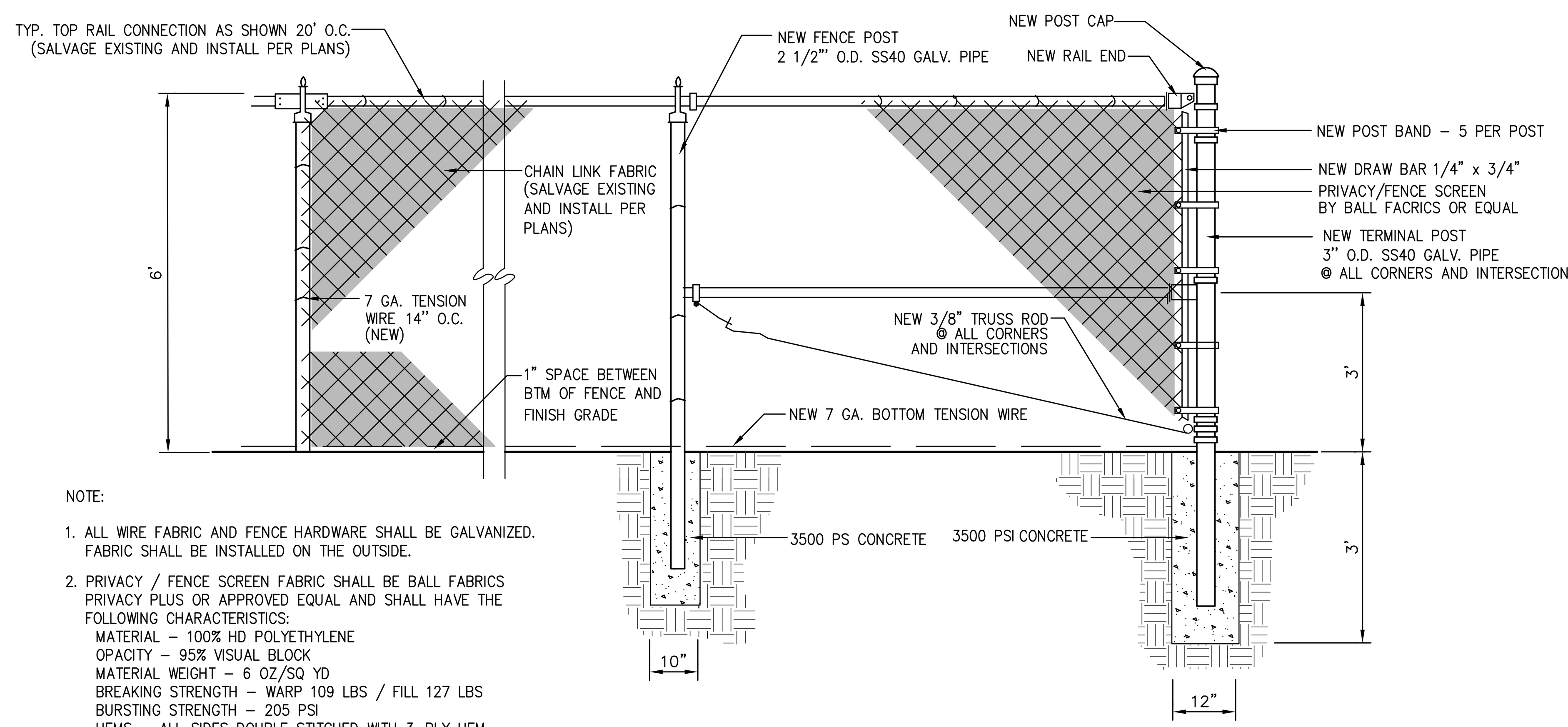

NOTE:

1. ALL WIRE FABRIC AND FENCE HARDWARE SHALL BE GALVANIZED. FABRIC SHALL BE INSTALLED ON THE OUTSIDE.
2. PRIVACY / FENCE SCREEN FABRIC SHALL BE BALL FABRICS PRIVACY PLUS OR APPROVED EQUAL AND SHALL HAVE THE FOLLOWING CHARACTERISTICS:
   - MATERIAL - 100% HD POLYETHYLENE
   - OPACITY - 95% VISUAL BLOCK
   - MATERIAL WEIGHT - 6 OZ/SQ YD
   - BREAKING STRENGTH - WARP 109 LBS / FILL 127 LBS
   - BURSTING STRENGTH - 205 PSI
   - HEMS - ALL SIDES DOUBLE STITCHED WITH 3-PLY HEM REINFORCED WITH 18 OZ VINYL
   - THREAD - A&ETEX135 BONDED POLYESTER
   - GROMMETS - #2 BRASS GROMMETS EVERY 12" AROUND PERIMETER
   - COLORS - DARK GREEN OR BLACK

CHAIN LINK FENCE DETAIL

NOT TO SCALE

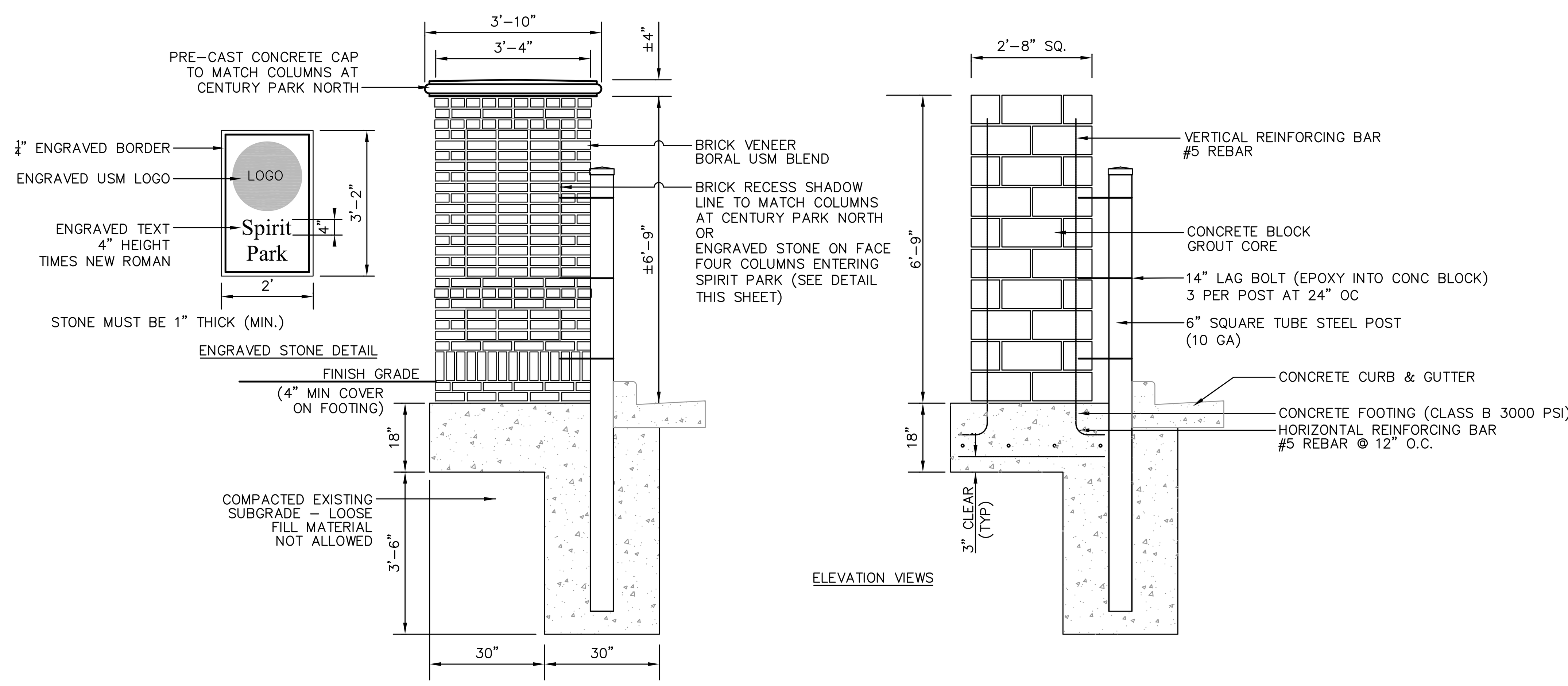

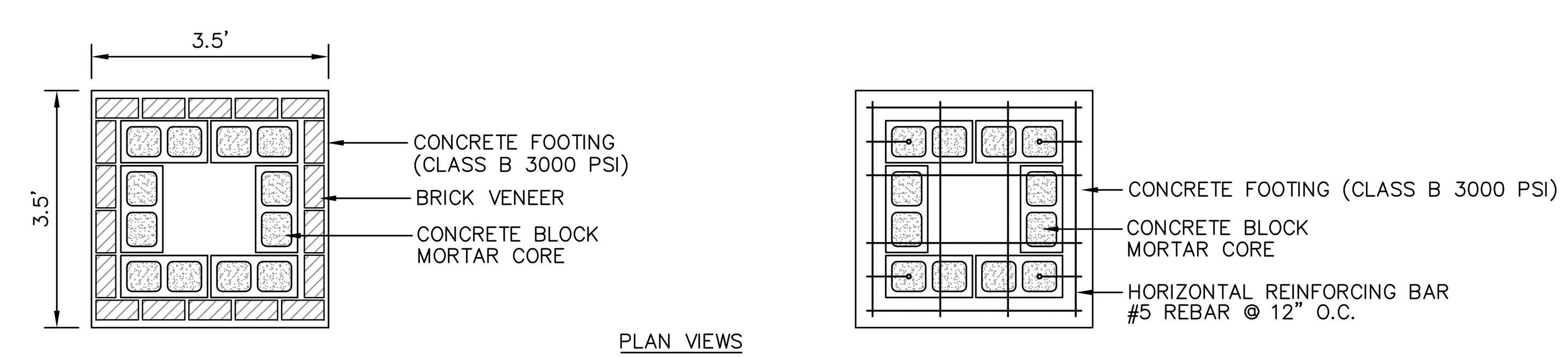

NOTES:
1. ALL FINISHES ON STEEL SHALL BE POWDERCOAT BLACK.
2. ALL FIELD FABRICATION SHALL BE APPROVED BY USM, PRIOR TO PAINTING. ANY REJECTED FIELD FABRICATION SHALL RESULT IN THE COMPLETE REMOVAL OF THE REJECTED ITEM AND RE-FABRICATION OF THE ENTIRE COMPONENT.
3. COMPACT SUBGRADE TO 90% PROCTOR FOR A MINIMUM SOIL BEARING OF 1000 PSF.
4. ALL APC CAPS SHALL MATCH EXISTING APC CAPS ON CENTURY PARK NORTH COLUMNS.
5. THE CONTRACTOR WILL BE REQUIRED TO CONSTRUCT A SAMPLE PANEL OF BRICK (3 SF MIN), MORTAR AND CAST STONE (2 SF MIN) FOR APPROVAL BY THE PROJECT ENGINEER AND UNIVERSITY ADMINISTRATION. THIS WILL BE AN ABSORBED COST.

GATE COLUMN 1 DETAIL ALT. #8

NOT TO SCALE

NEEL-SCHAFFER
Solutions you can build upon

GEOFFREY PAUL CROSBY
ENGINEER
STATE OF MISSISSIPPI
3/04/2013

THE McCARTY COMPANY
DESIGN GROUP, P.A.
MAILING ADDRESS:
P.O. BOX 445
TUPELO, MS 38802
OFFICE ADDRESS:
533 WEST MAIN STREET
TUPELO, MS 38804
TELEPHONE:
(662) 844-4400
FAX:
(662) 844-0500

PROJECT TITLE
USM - CENTURY PARK SOUTH
IHL# 208-297
HATTIESBURG, MS

THE UNIVERSITY OF
SOUTHERN
MISSISSIPPI

PROJECT NO:
• 2012020
DRAWN BY:
• RPB
CHECKED BY:
•
DATE ISSUED:
• 04 MAR 2013

REVISIONS & ADDENDUMS

SHEET TITLE

FENCE
DETAILS

SHEET NUMBER

C213