



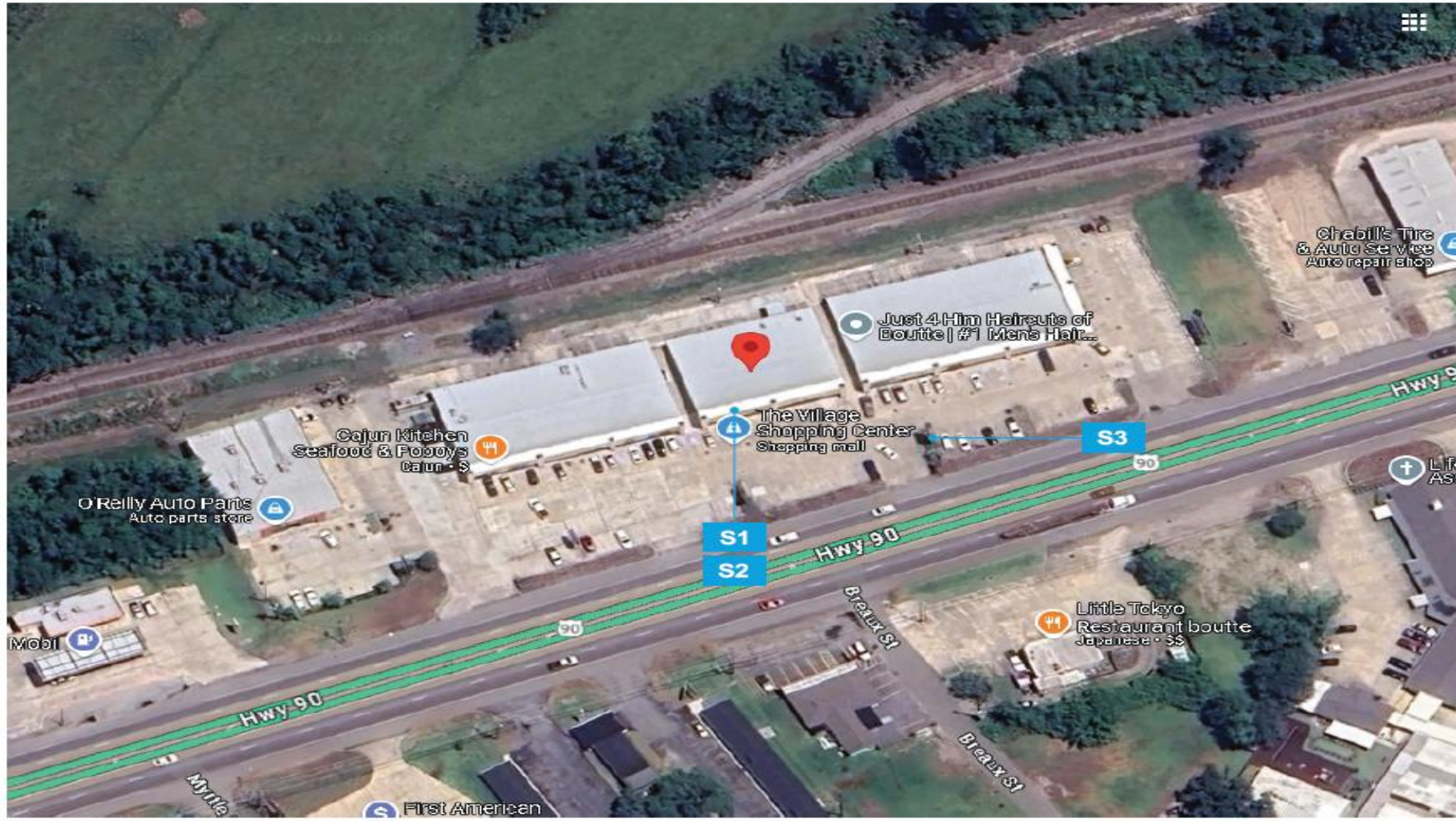
LOCATION BRANDING DOCUMENT

Site Name: Boutte, LA
City/State: Boutte, LA
Address: 13322 Highway 90 Unit C2
Creation Date: 10-14-2024
Revised: 10-22-2024
10-30-2024
01-20-2025
01-24-2025

COAST SIGN

1500 W. Embassy St. Anaheim, CA 92802 714.520.9144

Site Plan



DAMMON
ARCHITECTURAL & ENGINEERING

Revisions:

- Update BB as per request - ZB
- Update BB as per request - RB
- Update BB as per request - IA
- Update BB as per request - RR

CUSTOMER APPROVAL

Customer Signature _____

Date _____

Date: 10-14-2024

Designer: RB PM: VM

City/State: 13322 Highway 90 Unit C2

Address: Boutte, LA 70039

Drawing # **PRJ-ATT-191349-R4**

Site ID **Boutte, LA**

S1 Illuminated CL - on Raceway


Install new "50" globe, 30" black letters on Raceway.
Centered horizontally in the leased
Sign band color: SW 7519



Globe Vinyl Application
Not To Scale



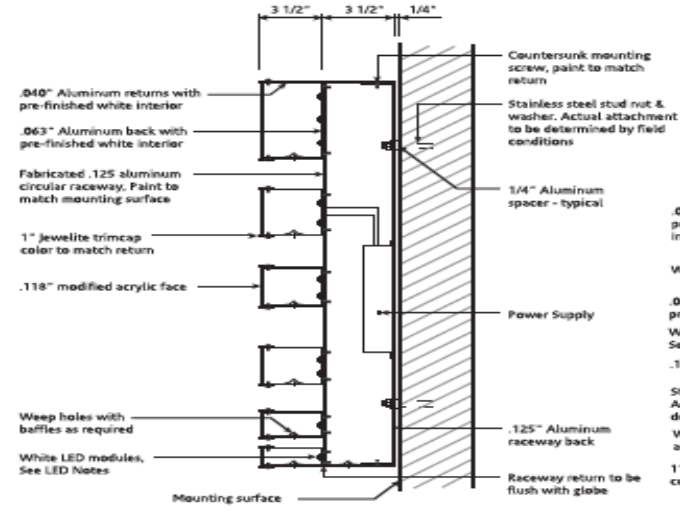
Letters Vinyl Application
Not To Scale



CUSTOM - Illum. Raceway Black Letters & Blue Globe - Horizontal Layout

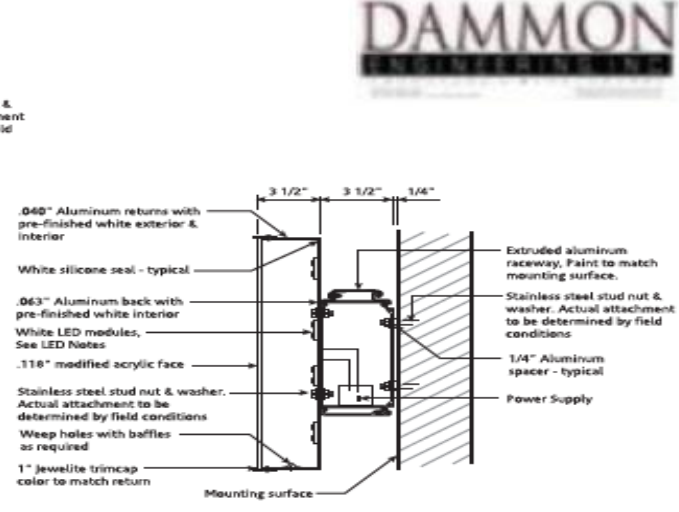
Not To Scale

53.125 SQ. FT.



Typical Globe Section

Not To Scale




Typical Letter Section

Not To Scale



S2 Double Door (First Surface Vinyl)

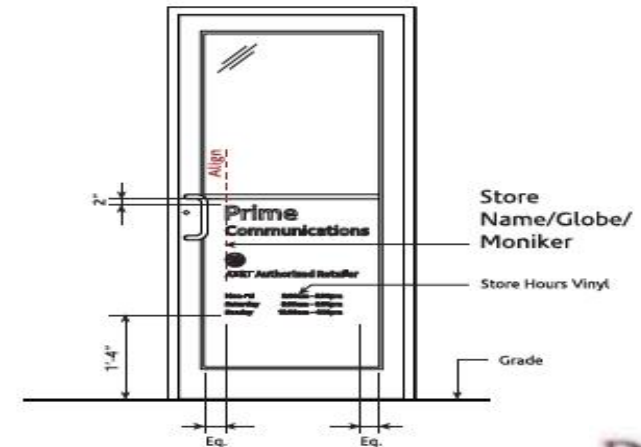
Install new 3M #7725-10 white vinyl, first surface.
Store hours must be verified with site prior to manufacturing.



AR-V-1 Layout

Scale: 1-1/2" = 1'-0"

NOTE: Sample Hours Shown,
Actual Store Hours Will Vary By Site.



Typical Installation - Single Door

Scale: 3/8" = 1'-0"



Revisions:

- Update BB as per request - ZB
- Update BB as per request - RB
- Update BB as per request - IA
- Update BB as per request - RR

CUSTOMER APPROVAL

Customer Signature _____ Date _____

Date: 10-14-2024

Designer: RB PM: VM

City/State: 13322 Highway 90 Unit C2

Address: Boutte, LA 70039

Drawing # **PRJ-ATT-191349-R4**

Site ID **Boutte, LA**