



Exterior Plan

Lafayette / 12-14-2020

537 Bertrand Dr.; Lafayette, LA 70506

Legal Notice

This drawing is the property of ASI Signage. This drawing is submitted under a confidential relationship for a specific purpose and the recipient, by accepting this document, assumes custody and agrees that this document will not be copied or reproduced in whole or in part, nor its contents revealed in any manner or to any person except to meet the purpose for which it was delivered without express written permission from ASI Signage.



8181 Jetstar Drive
Suite 110
Irving, TX 75063
972-915-3800
www.asisignage.com

Location Name: Lafayette

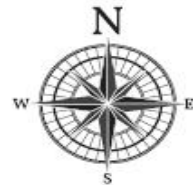
Address: 537 Bertrand Dr.; Lafayette, LA 70506

Code Check Information:

Allowed total surface area shall not exceed the sum of 3 square feet for each linear foot of building width.

Front elevation: 57' of frontage x 3 = 171 square feet

Allowable sign area: 12'-6" x 30'-0"



8181 Jetstar Drive
Suite 110
Irving, TX 75063
972-915-3800
www.asisignage.com

| | |
|-----------|---------------------------------------|
| Project: | CenterWell |
| Location: | 537 Bertrand Dr.; Lafayette, LA 70506 |
| Date: | 12-14-2020 |
| Scale: | as noted |
| Version: | 1 |
| Artist: | G. Owens |

Revisions

Initials

Date

New Project Files

Projects 2014 to Current

CenterWell Locations
Lafayette/Shop Drawings
Lafayette Exterior.pdf

LP

Sheet 1 of 1

Pg. 2

Detail Descriptions:

- A: 1/8" White Composite Aluminum Backer Matte side to front of sign, attached to (2) raceways. Logo to receive individual raceway & text to receive individual raceway. Raceway color: SC-901 White
- B: 3" deep fabricated, trimless face lit channel logo. Full coverage Dual Color vinyl on white Lexan faces.

Face lit channel letters, not trim cap

| | |
|--|---|
| Material Type: | Process: |
| <input type="checkbox"/> Clear Gloss Acrylic | <input type="checkbox"/> Screen Print |
| <input type="checkbox"/> P95 Matte Acrylic | <input type="checkbox"/> Flat Bed Digital |
| <input type="checkbox"/> Non Glare Acrylic | <input checked="" type="checkbox"/> Vinyl Digital |
| <input checked="" type="checkbox"/> 7328 White Acrylic | <input type="checkbox"/> Hanes |
| <input checked="" type="checkbox"/> Other | <input type="checkbox"/> Vinyl Graphics |

Fonts:
Client Provided Artwork

Image Colors:

| |
|---|
| <input type="checkbox"/> Letter Returns: SC-901 White |
| <input checked="" type="checkbox"/> 3M 3635-157 Dual-Color Sultan Blue |
| <input checked="" type="checkbox"/> 3M 3635-200 Dual-Color matching PMS 801 Lt Blue |
| <input checked="" type="checkbox"/> 3M 3635-200 Dual-Color matching PMS 368C Green |

Background Colors/Finishes:

| | |
|---------------------------------------|---|
| <input type="checkbox"/> SC-901 White | |
| Raceway | |
| <input type="checkbox"/> SC-901 White | |
| Clear Coat: | |
| <input type="checkbox"/> Gloss | <input checked="" type="checkbox"/> Satin |
| <input type="checkbox"/> Matte | <input type="checkbox"/> None |

Electrical Requirements

(1) 20amp 3-wire
120V-277VCircuit

Est. (2-3) 12v 60Watt power supplies

Legal Notice:
This drawing is the property of ASI Signage Innovations. This drawing is submitted under a confidential relationship for a specified purpose and the recipient, by accepting this document, assumes custody and agrees that this document will not be copied or reproduced in whole or in part, nor its contents revealed in any manner or to any person except to meet the purpose for which it was delivered without express written permission from ASI Signage Innovations.



110.1 Sq. Ft.

ELEVATION: Scale: 3/8" = 1'-0"

S1

QUANTITY: 1

Electrical Notes:

1. All electrical components to be UL approved
2. Customer is responsible for one (1) 120v/20a dedicated circuit with ground per sign within 6' of sign
3. Lock out switch installed at panel box for all electrical signs
4. Install in accordance with N.E.C. article 600 and/or local codes. This includes proper grounding and bonding of signs.



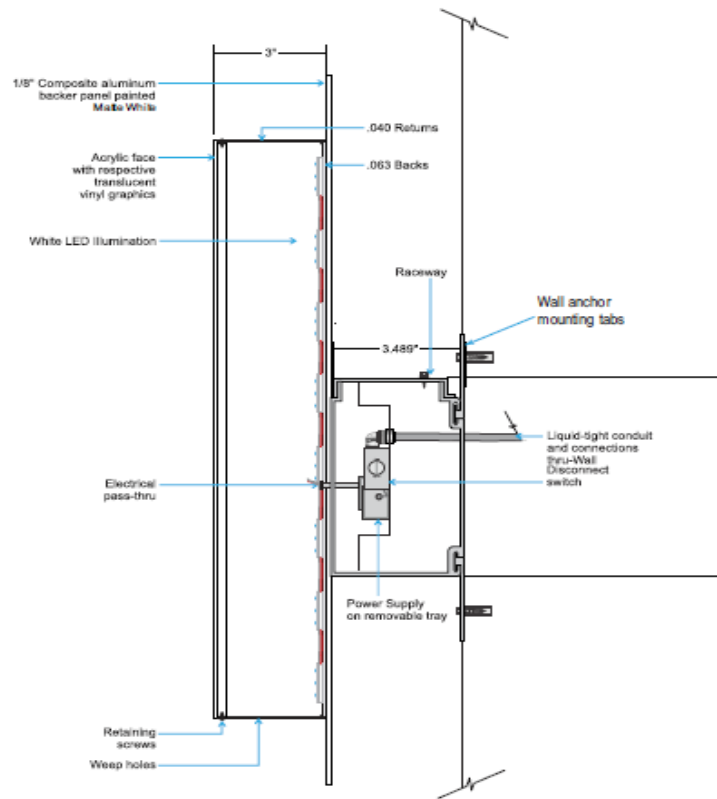
8181 Jetstar Drive
Suite 110
Irving, TX 75063
972-915-3800
www.asisignage.com

| | | | |
|--|-------------------------|-----------------|-------------|
| Project: CenterWell | Revisions | Initials | Date |
| Location: 537 Bertrand Dr.; Lafayette, LA 70506 | | | |
| Date: 12-14-2020 | Version: 1 | | |
| Scale: as noted | Artist: G. Owens | | |

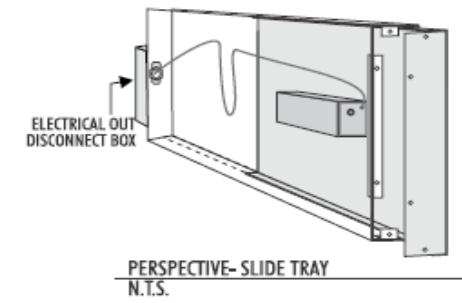
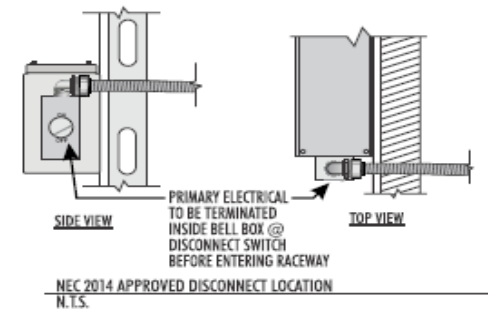
| |
|---------------------------|
| New Project Files |
| Projects 2014 to Current |
| ↳ CenterWell Locations |
| ↳ Lafayette/Shop Drawings |
| ↳ Lafayette Exterior.pdf |

S1

Sheet 2 of 3



SECTION Scale: 3" = 1'-0"



- Electrical Notes:**
1. All electrical components to be UL approved
 2. Customer is responsible for one (1) 120v/20a dedicated circuit with ground per sign within 6' of sign
 3. Lock out switch installed at panel box for all electrical signs
 4. Install in accordance with N.E.C. article 600 and/or local codes. This includes proper grounding and bonding of signs.

DAMMON
ENGINEERING, INC.
LOUISIANA & MISSISSIPPI
30401 Louisiana
PO BOX 400 9002 Fax: 900-441-5500
www.dammonengineering.com
4700dammonengineering.com



asi
Signage Innovations
8181 Jetstar Drive
Suite 110
Irving, TX 75063
972-915-3800
www.asisignage.com

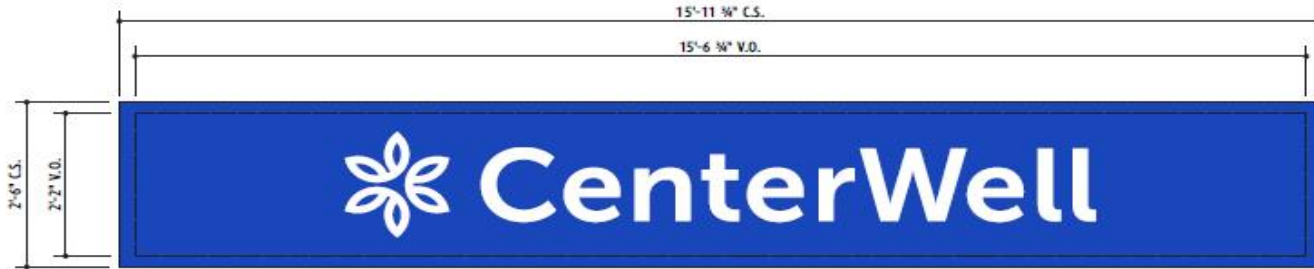
| | |
|-----------|---------------------------------------|
| Project: | CenterWell |
| Location: | 537 Bertrand Dr.; Lafayette, LA 70506 |
| Date: | 12-14-2020 |
| Version: | 1 |
| Scale: | as noted |
| Artist: | G. Owens |

| Revisions | Initials | Date |
|-----------|----------|------|
| | | |
| | | |
| | | |

| |
|---------------------------|
| New Project Files |
| Projects 2014 to Current |
| ↳ CenterWell Locations |
| ↳ Lafayette/Shop Drawings |
| ↳ Lafayette Exterior.pdf |

S3 - Tenant Panel

Face Replacement Only



ELEVATION: Scale: 1/2" = 1'-0"

S3

Detail Descriptions:

White lexan face with surface applied vinyl

PMS 293C Dark Blue



8181 Jetstar Drive
Suite 110
Irving, TX 75063
972-915-3800
www.asisignage.com

| | |
|-----------|---------------------------------------|
| Project: | CenterWell |
| Location: | 537 Bertrand Dr., Lafayette, LA 70506 |
| Date: | 12-14-2020 |
| Scale: | as noted |
| Version: | 1 |
| Artist: | G. Owens |

| | | |
|---------------------------------------|----------|----------|
| Revisions | Initials | Date |
| Deleted option 1 / show chosen option | G.O. | 12.18.20 |
| | | |
| | | |

| |
|--|
| <ul style="list-style-type: none"> 📁 New Project Files Projects 2014 to Current <ul style="list-style-type: none"> ↳ CenterWell Locations ↳ Lafayette/Shop Drawings ↳ Lafayette Exterior.pdf |
|--|