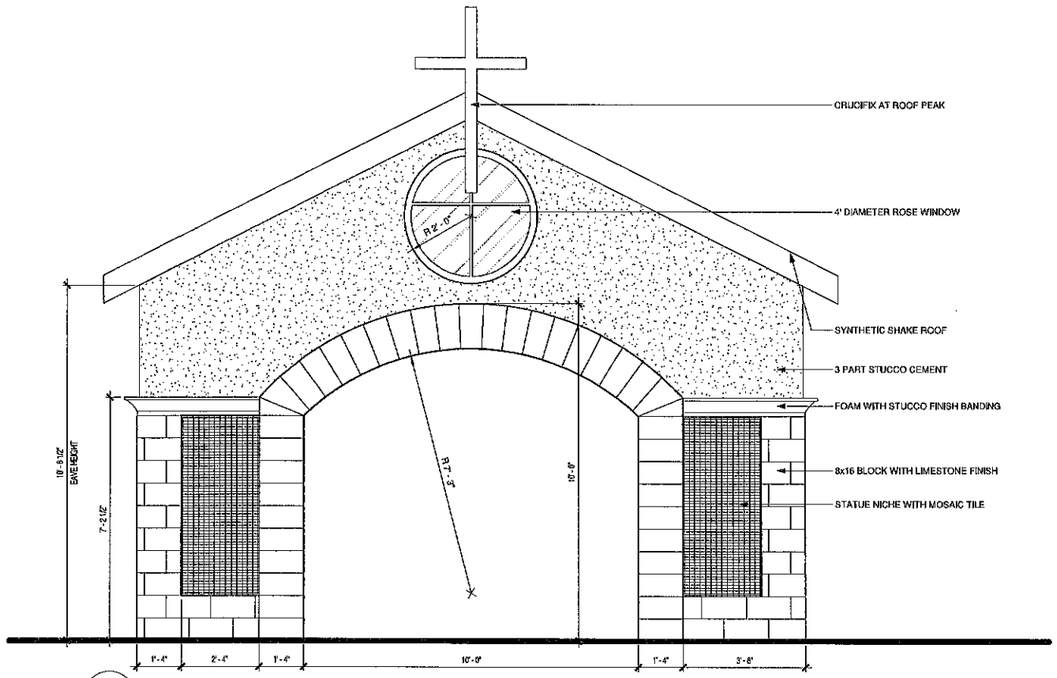

1 / A2.1 GROTTO ELEVATION FRONT
1/2" = 1'-0"

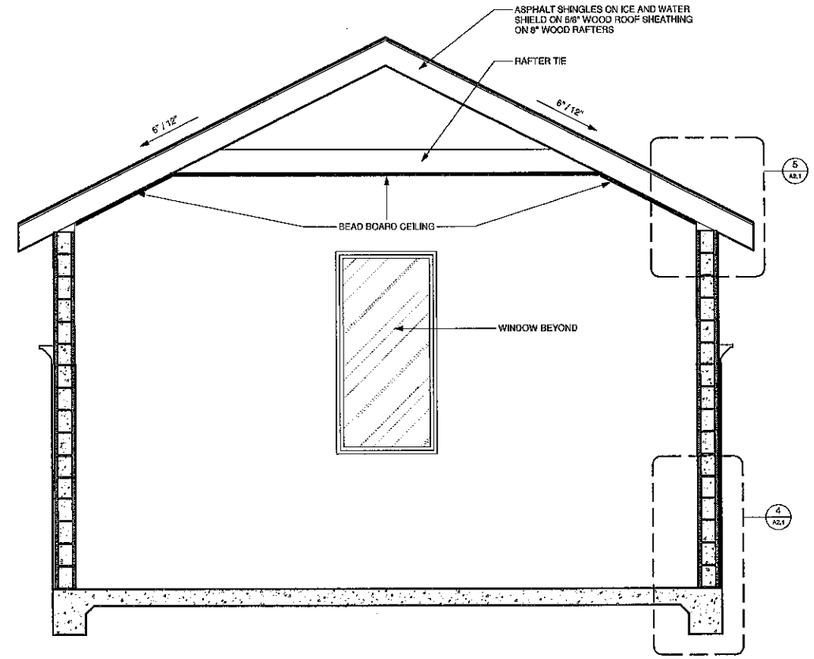

3 / A2.1 SECTION
1/2" = 1'-0"

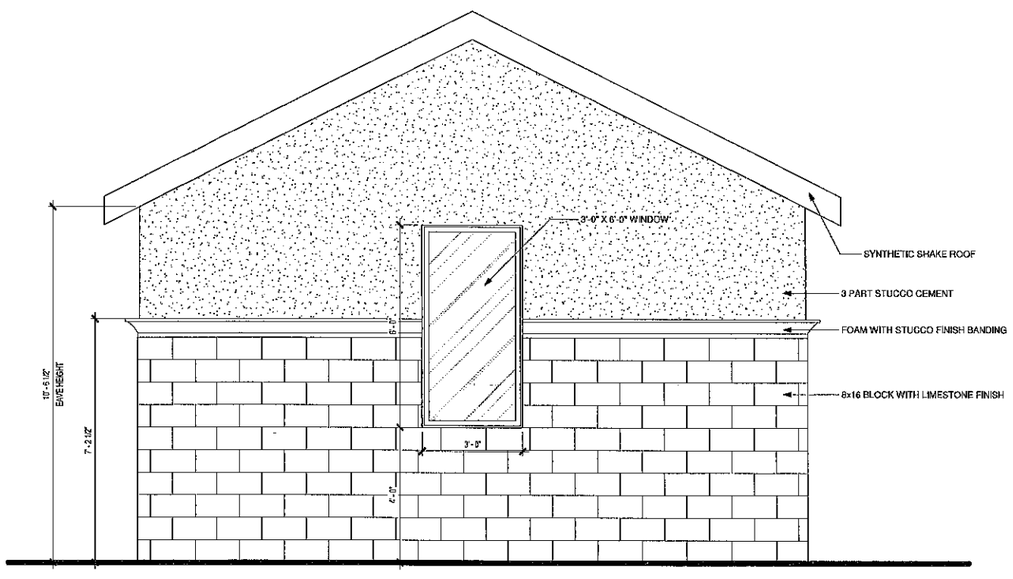

2 / A2.1 GROTTO ELEVATION REAR
1/2" = 1'-0"

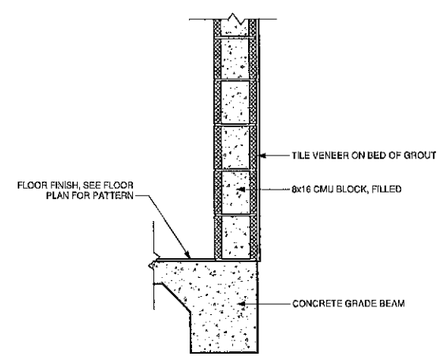

4 / A2.1 WALL BASE DETAIL SECTION
1" = 1'-0"

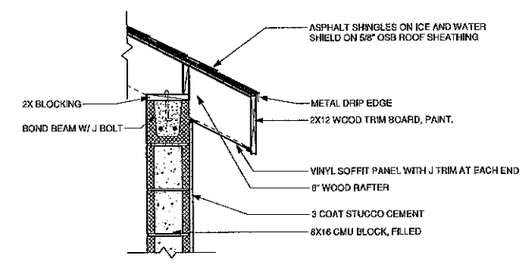

5 / A2.1 WALL TOP DETAIL SECTION
1" = 1'-0"

KB KAUFMANN & CO. INC.

fl+ WB architects
a professional corporation incorporating practice since 1991
architecture planning interiors sustainable design consulting
1404 GREENGATE DRIVE, SUITE 191
COVINGTON, LA 70433
985-892-0100

THESE DRAWINGS ARE THE SOLE PROPERTY OF FL+WB ARCHITECTS, APC AND ARE ISSUED AS INSTRUMENTS OF SERVICE. THESE DRAWINGS SHALL NOT BE COPIED, REPRODUCED OR USED IN ANY MANNER WITHOUT WRITTEN CONSENT OF FL+WB ARCHITECTS, APC.

ISSUE | DATE

A NEW ST. PHILOMENA GROTTO OUR LADY OF LOURDES

400 WESTCHESTER PLACE, SLIDELL, LA 70458

CONSTRUCTION DOCUMENTS

Date 11.12.2025

Project Location

Key Plan

ELEV., SECTION, & DETAILS

Job No. 220054.01

Drawn by VJC | Checked by KJW

Sheet No. A2.1

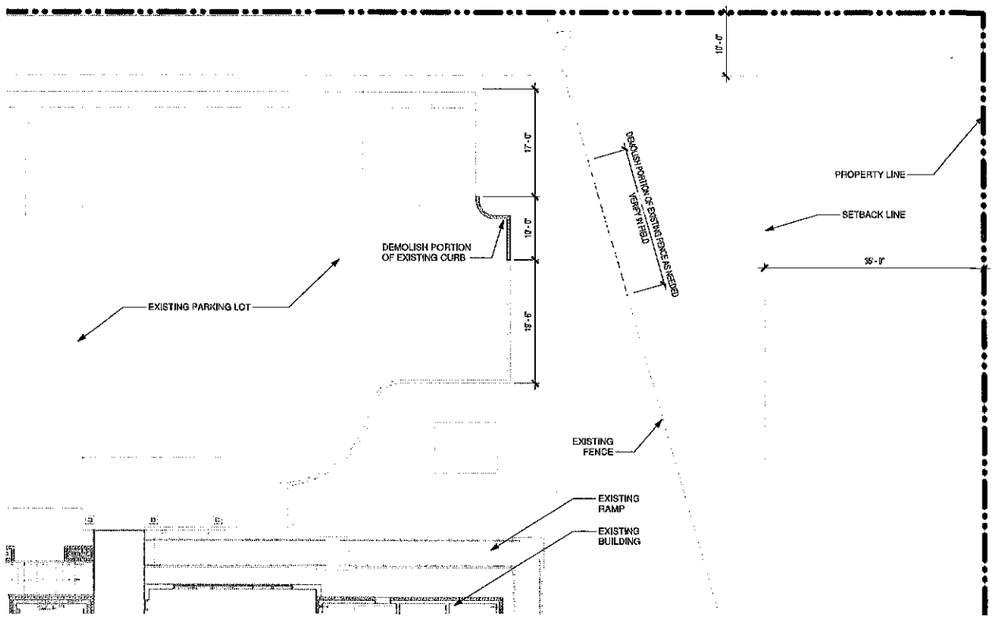

ACTUAL NORTH

1 A2.0 GROTTO SITE PLAN - DEMO
3/32" = 1'-0"

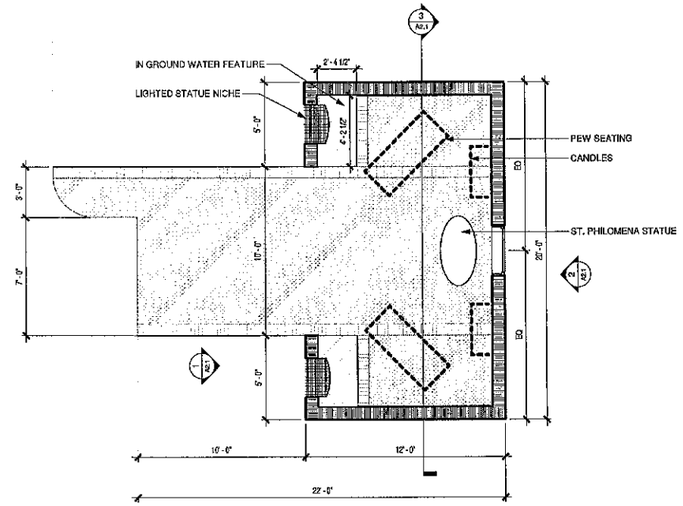

ACTUAL NORTH

3 A2.0 FLOOR PLAN
1/4" = 1'-0"

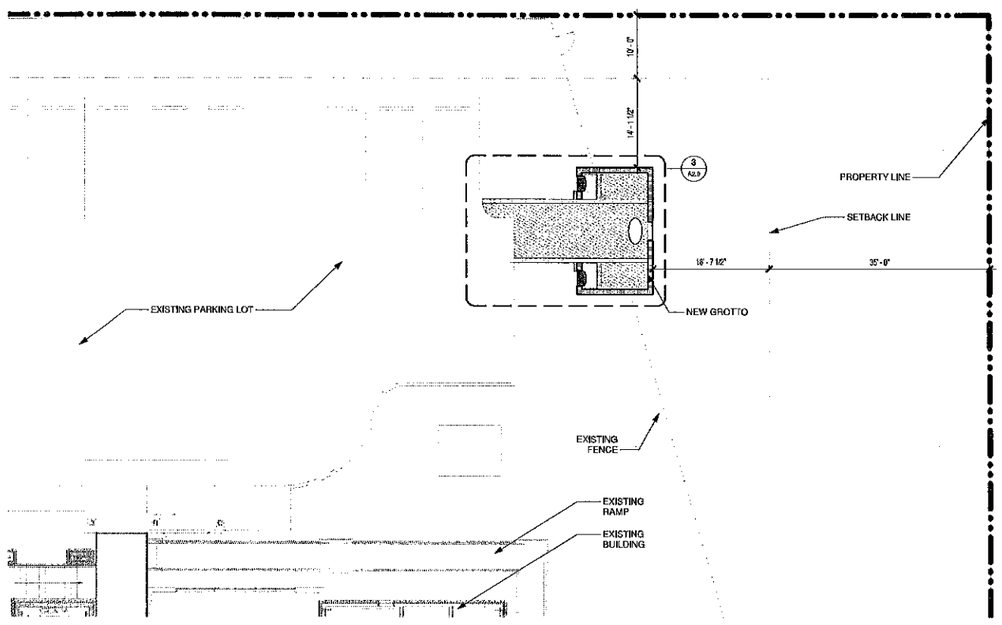

ACTUAL NORTH

2 A2.0 GROTTO SITE PLAN - NEW CONSTRUCTION
3/32" = 1'-0"

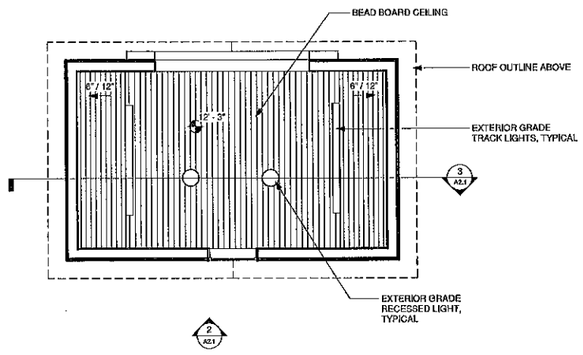

ACTUAL NORTH

4 A2.0 REFLECTED CEILING PLAN
1/4" = 1'-0"

KB KAUFMANN & CO. INC.

architecture
interiors
sustainable design
consulting
1404 GREENGATE DRIVE, SUITE 101
COVINGTON, LA 70433
985-892-1100
fl+WB architects
a professional corporation incorporous practice since 1991

ISSUE	DATE

A NEW ST. PHILOMENA GROTTO OUR LADY OF LOURDES

400 WESTCHESTER PLACE, SLIDELL, LA 70458

CONSTRUCTION DOCUMENTS

Date
11.12.2025

Project Location

Key Plan

PLAN VIEWS

Job No. 220054.01

Drawn by VJG Checked by KJW

A2.0
Sheet No.

THESE DRAWINGS ARE THE SOLE PROPERTY OF FLWB ARCHITECTS, APC AND ARE ISSUED AS INSTRUMENTS OF SERVICE. THESE DRAWINGS SHALL NOT BE COPIED, REPRODUCED OR USED IN ANY MANNER WITHOUT WRITTEN CONSENT OF FLWB ARCHITECTS, APC.