

PARKING FOR 90 VEHICLES

VEHICLES ENTER FROM PARKING AREA

DRAIN TO OIL SEPARATING UNIT

OIL SEPARATING UNIT

USED OIL HOLDING TANK

WASH RACK

SPACE FOR SUB-ASSEMBLIES JUST REMOVED FROM VEHICLES, DURING DISASSEMBLY

AREA USED TO PUT HULL ON CART

BLAST

PAINT

OFFICE

CAFETERIA

REST ROOMS

UTILITIES

VEHICLE MOVES TO RE-ASSEMBLY AREA

WOODED AREA

CANAL

650.93'

FILL-IN CANAL AND ADD ROAD FROM NEW BUILDING TO WINDOW SHOP

CITY OF SLIDELL SERVITUDE

60.13'

143.12'

TEST HILL

VEHICLE TEST TRACK

CITY OF SLIDELL

159'-1"

VEHICLE ENTERS BUILDING FOR ASSY

SUB-ASSY

EXTENSION TO EXISTING WINDOW SHOP

TIRE MACHINE

AXLE BUILD-UP

ENGINE BUILD-UP

NEW CRANE TO INSTALL POWER PACKS

RE-LOCATE MACHINE SHOP TO HERE

NEW CRANE TO INSTALL TURRETS

CLEVELAND AVENUE

123'-3"

2585-B GUARD

COMPLETED VEHICLES TO TESTING

645.00'

24 FT OVERHANG

LOADING RAMP

MAINT.

CRANE

24 FT OVERHANG

WASH RACK

FINAL OUTFIT ASSEMBLY LINE END

STRUCTURAL ASSEMBLY LINE START

2585-A

OFFICE AND LUNCH AREA

GUARD

4'-2"

BAYOU LIBERTY ROAD


1'-4"

735.21'

UTILITIES

CITY OF SLIDELL SERVITUDE

PARKING FOR 90 VEHICLES



VEHICLES ENTER FROM PARKING AREA

DRAIN TO OIL SEPARATING UNIT

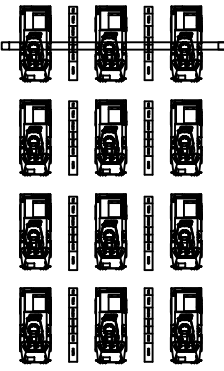
OIL SEPARATING UNIT

WASH RACK

USED OIL HOLDING TANK

IN COMING VEHICLES

SPACE FOR SUB-ASSEMBLIES JUST REMOVED FROM VEHICLES, DURING DISASSEMBLY




AREA USED TO PUT HULL ON CART

230'



BLAST



PAINT

OFFICE

CAFETERIA

REST ROOMS

UTILITIES

100'

VEHICLE MOVES TO RE-ASSEMBLY AREA

IN COMING VEHICLES

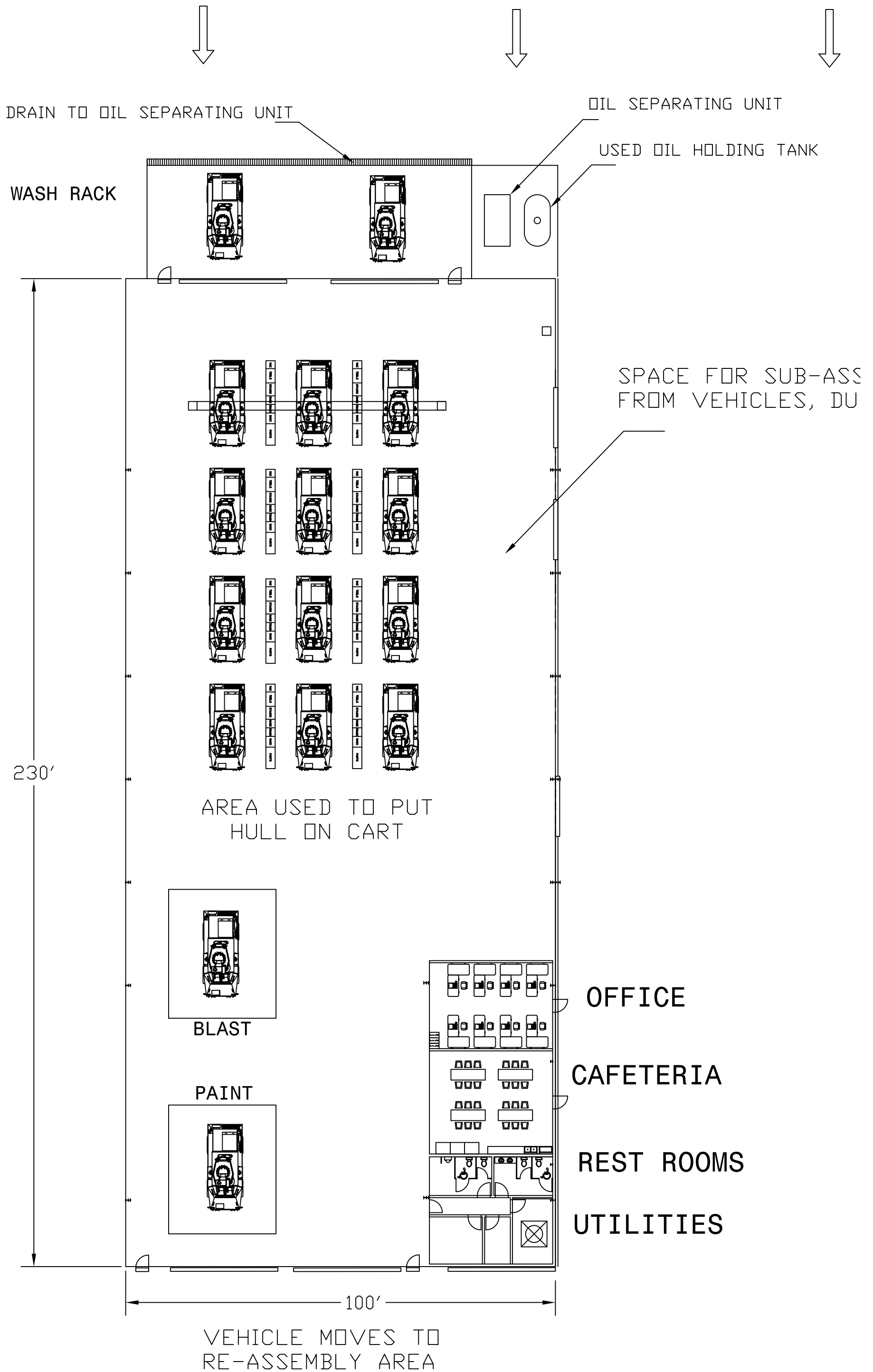
WOODED AREA

CANAL

650.93'

FILL-IN CANAL AND ADD ROAD FROM NEW BUILDING TO WINDOW SHOP

CITY OF SLIDELL SERVITUDE



DRAIN TO OIL SEPARATING UNIT

OIL SEPARATING UNIT

WASH RACK

USED OIL HOLDING TANK

230'

SPACE FOR SUB-ASS FROM VEHICLES, DU

AREA USED TO PUT HULL ON CART

BLAST

OFFICE

PAINT

CAFETERIA

REST ROOMS

UTILITIES

100'

VEHICLE MOVES TO RE-ASSEMBLY AREA

TEST HILL

VEHICLE ENTERS BUILDING FOR ASSY

159'-1"

SUB-ASSY

EXTENSION TO EXISTING WINDOW SHOP

TIRE MACHINE

AXLE BUILD-UP

ENGINE BUILD-UP

NEW CRANE TO INSTALL POWER PACKS

CNC MILL 001

MILL 002

RELOCATE WCTR 214 MACHINE SHOP

MILL 003

MILL 004

MILL 005

MILL 006

S LATHE

S LATHE

L LATHE

RE-LOCATE MACHINE SHOP TO HERE

NEW CRANE TO INSTALL TURRETS

2585-B GUARD

COMPLETED VEHICLES TO TESTING

