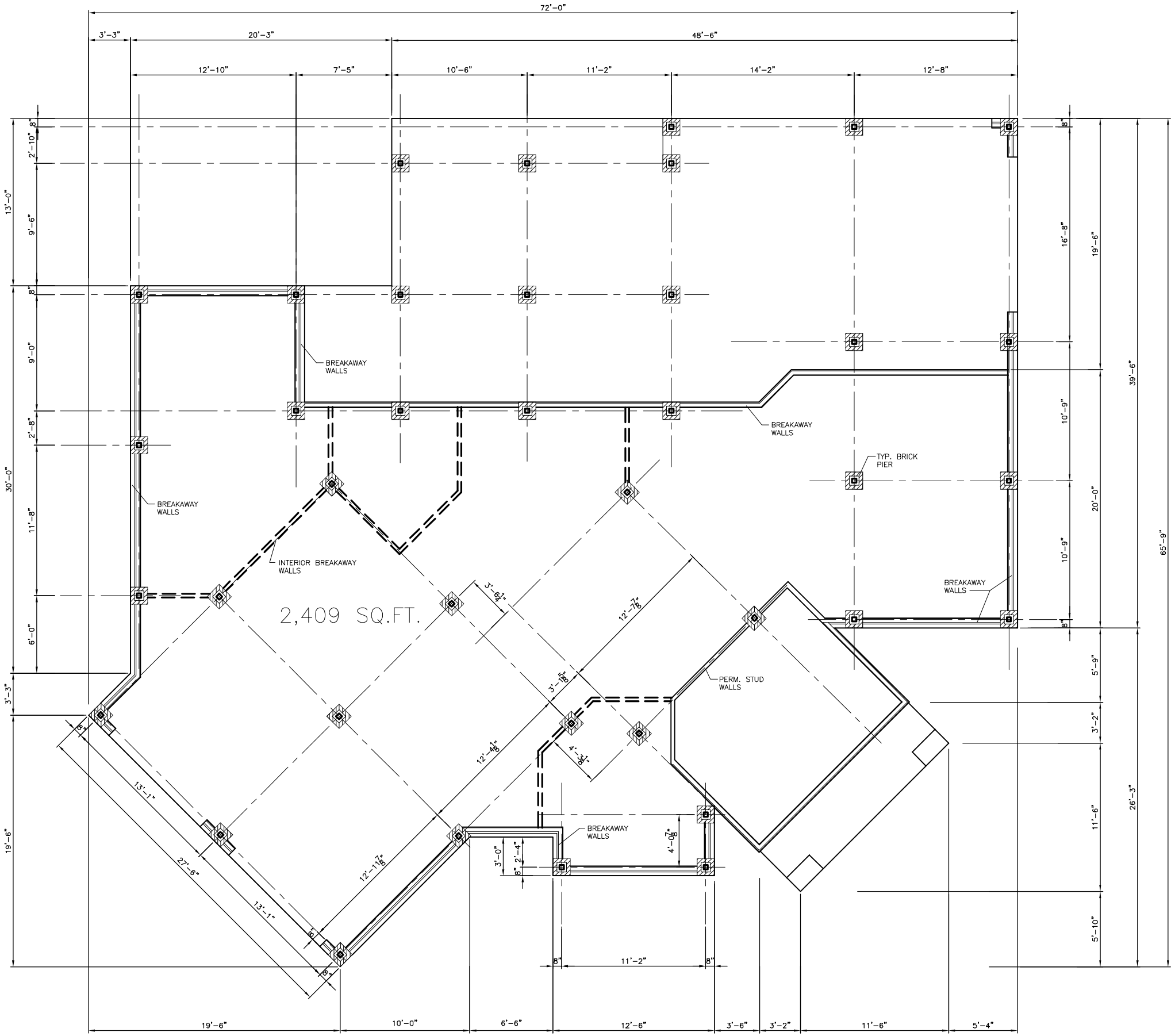


1 S-2 PIER/BREAKAWAY WALL LAYOUT
1/4"=1'-0"

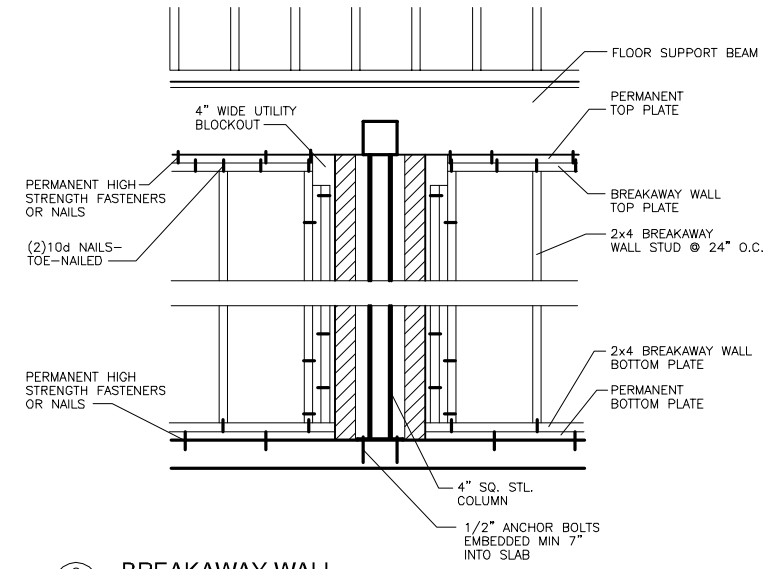


2 S-2 BREAKAWAY WALL
3/4"=1'-0"

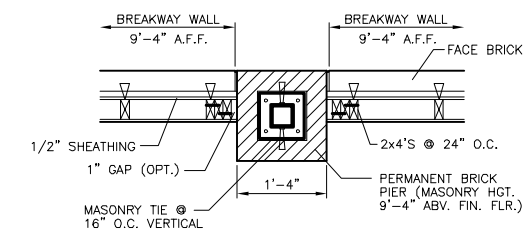


3 S-2 TYP. EXTERIOR WALL DETAIL
3/4"=1'-0"

## BREAKAWAY WALLS

**WOOD STUD WALLS**

PERMANENT TOP AN BOTTOM PLATES ARE REPECTIVELY NAILED TO THE GRADE BEAM AND FLOOR BEAM WITH PERMANENT HIGH STRENGTH FASTENERS OR NAILS. A 2x4 BREAKAWAY FRAME THAT CONSISTS OF STUDS (TOE-NAILED WITH TWO 2d NAILS) AND TOP AND BOTTOM NAILER PLATES IS ATTACHED TO THE PERMANENT TOP AND BOTTOM PLATES WITH NAILS SPACED AND SIZED TO GIVE THE REQUIRED LATERAL CAPACITY. CARE SHOULD BE TAKEN THAT THE 10d NAILS DO NOT PENETRATE INTO THE TOP AND BOTTOM PLATES. THE FRAME THAN SHOULD BE COVERED WITH SHEATHING THAT IS EITHER BUTTED TO THE PILES OR ALLOWS FOR A SMALL CLEARANCE. THE SHEATHING MUST NOT OVERLAP THE PERMANENT PLATES OR THE PILES.

PIER/BREAKAWAY WALLS

MR. & MRS. BAUDIER
LOT 4 SQ-B RIGOLETS EST.
ST. TAMMANY PARISH, LA

BAUDER RESIDENCE

DAMMON ENGINEERING, INC.
ARCHITECTS – ENGINEERS
1995 FLORIDA AVENUE 985-649-6832 SLIDELL, LA. 70458
DAMMONENGINEERING.COM

SCALE:AS NOTED
FILE:
JOB NO.
DATE:08-18-04
SHEET
S-2
OF