



[Home](#) | [Pricing](#) | [Design Tips](#) | [Testimonials](#) | [FAQ](#) | [Contact Us](#) | [Tracking Orders](#)


Step 2: Enter text and preview your design in Real Time

Select your layout:

Category:




Layout 1




Layout 2



Layout 3



Layout 4



Layout 5



Layout 6



Layout 7



Company Name (suggested):

Color **F** **F** **B** **I** **U** **S**

Black 18

Optional Text:

Color **F** **F** **B** **I** **U** **S**

Black 14

Name (suggested):

Color **F** **F** **B** **I** **U** **S**

Black 12

Title (suggested):

Color **F** **F** **B** **I** **U** **S**

Black 12

Layout 8



Layout 9



Layout 10

Address (suggested):

Four stacked text input fields for entering address information.

Color selection controls: 'Color' dropdown set to 'Black', '12' size dropdown, and checkboxes for **F**, **B**, *I*, U, and **S**.

Contact Numbers (suggested):

Four rows of contact number input fields. Each row starts with a 'Phone' dropdown menu followed by a text input field.

Color selection controls: 'Color' dropdown set to 'Black', '12' size dropdown, and checkboxes for **F**, **B**, *I*, U, and **S**.

Email & Website Address (suggested):

Two stacked text input fields for email and website address.

Color selection controls: 'Color' dropdown set to 'Black', '12' size dropdown, and checkboxes for **F**, **B**, *I*, U, and **S**.

UPDATE PROOF **APPROVE DESIGN**