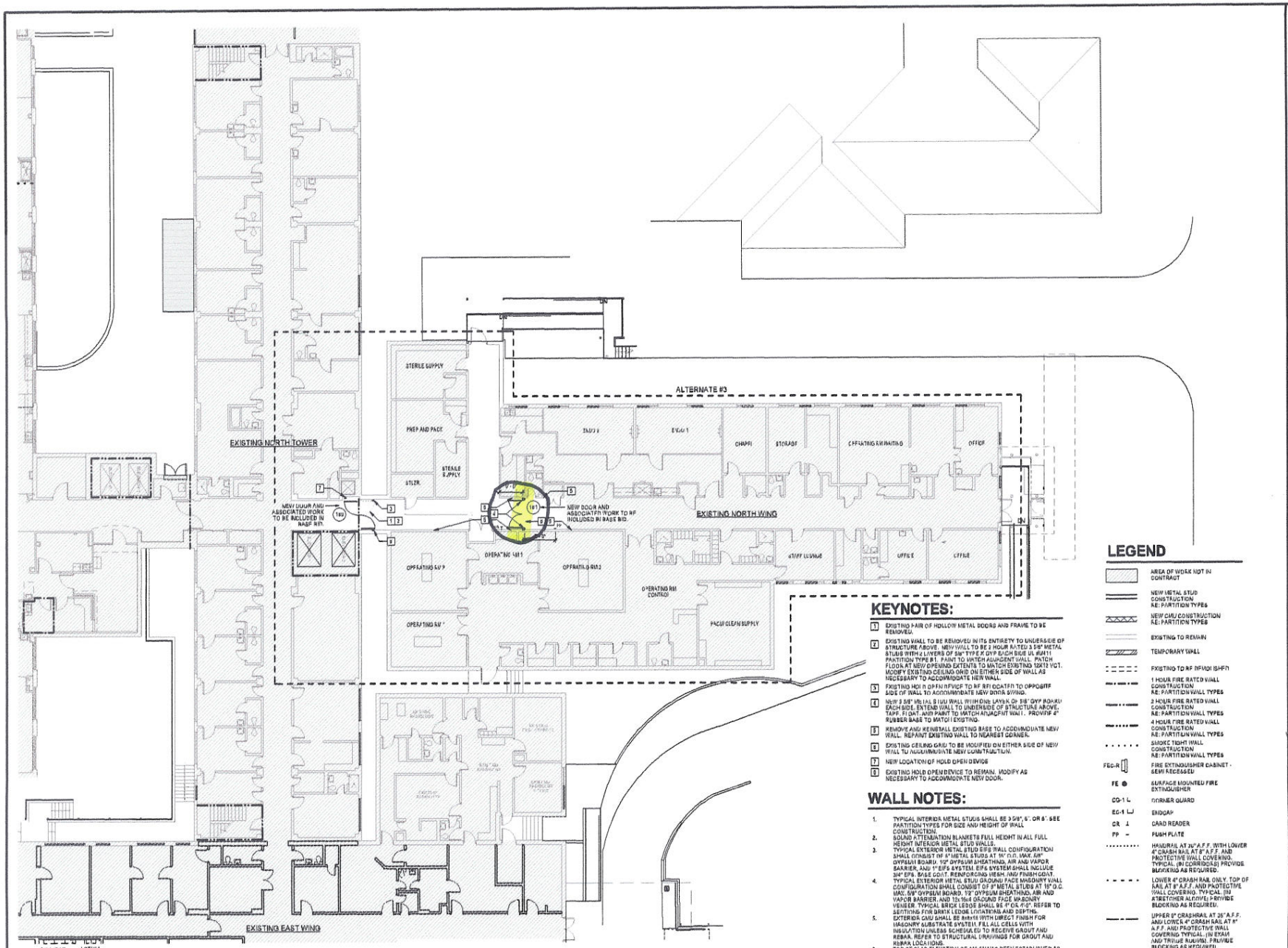

1 A2.14 FIRST FLOOR PLAN - OPERATING SUITE
3/32" = 1'-0"

KEYNOTES:

1. EXISTING PAIR OF HOLLOW METAL DOORS AND FRAME TO BE REMOVED.
2. EXISTING WALL TO BE REMOVED IN ITS ENTIRETY TO UNDERSIDE OF STRUCTURE ABOVE. NEW WALL TO BE 2 HOUR RATED 3 5/8" METAL STUDS WITH 4 LAYERS OF 5/8" TYPE X GYP EACH SIDE UL #U411 PARTITION TYPE #1. PAINT TO MATCH ADJACENT WALL. PATCH FLOOR AT NEW OPENING EXTENTS TO MATCH EXISTING 12X12 VCT. MODIFY EXISTING CEILING GRID ON EITHER SIDE OF WALL AS NECESSARY TO ACCOMMODATE NEW WALL.
3. EXISTING HOLLOW PAIR DOOR TO BE RELOCATED TO OPPOSITE SIDE OF WALL TO ACCOMMODATE NEW DOOR SWING.
4. NEW 3 5/8" METAL STUD WALL WITH ONE LAYER OF 5/8" GYP BOARD EACH SIDE. EXTEND WALL TO UNDERSIDE OF STRUCTURE ABOVE. TAPE, FLOAT, AND PAINT TO MATCH ADJACENT WALL. PROVIDE 4" RUBBER BASE TO MATCH EXISTING.
5. REMOVE AND REINSTALL EXISTING BASE TO ACCOMMODATE NEW WALL. REPAINT EXISTING WALL TO NEAREST CORNER.
6. EXISTING CEILING GRID TO BE MODIFIED ON EITHER SIDE OF NEW WALL TO ACCOMMODATE NEW CONSTRUCTION.
7. NEW LOCATION OF HOLD OPEN DEVICE
8. EXISTING HOLD OPEN DEVICE TO REMAIN. MODIFY AS NECESSARY TO ACCOMMODATE NEW DOOR.

WALL NOTES:

1. TYPICAL INTERIOR METAL STUDS SHALL BE 3 5/8", 6", OR 8". SEE PARTITION TYPES FOR SIZE AND HEIGHT OF WALL CONSTRUCTION.
2. SOUND ATTENUATION BLANKETS FULL HEIGHT IN ALL FULL HEIGHT INTERIOR METAL STUD WALLS.
3. TYPICAL EXTERIOR METAL STUD EIFS WALL CONFIGURATION SHALL CONSIST OF 6" METAL STUDS AT 16" O.C. MAX. 5/8" GYPSUM BOARD, 1/2" GYPSUM SHEATHING, AIR AND VAPOR BARRIER, AND 1" EIFS SYSTEM. EIFS SYSTEM SHALL INCLUDE 3/4" EPS, BASE COAT, REINFORCING MESH, AND FINISH COAT.
4. TYPICAL EXTERIOR METAL STUD GROUND FACE MASONRY WALL CONFIGURATION SHALL CONSIST OF 6" METAL STUDS AT 16" O.C. MAX. 5/8" GYPSUM BOARD, 1/2" GYPSUM SHEATHING, AIR AND VAPOR BARRIER, AND 12x16x4 GROUND FACE MASONRY VENEER. TYPICAL BRICK LEDGE SHALL BE 4" OR 4-5/8". REFER TO SECTIONS FOR BRICK LEDGE LOCATIONS AND DEPTHS.
5. EXTERIOR CMU SHALL BE 8x8x16 WITH DIRECT FINISH FOR MASONRY SUBSTRATE SYSTEM. FILL ALL CELLS WITH INSULATION UNLESS SCHEDULED TO RECEIVE GROUT AND REBAR. REFER TO STRUCTURAL DRAWINGS FOR GROUT AND REBAR LOCATIONS.
6. TOP OF SLAB ELEVATION OF 116.83' HAS BEEN ESTABLISHED AS REFERENCE ELEVATION (0'-0"). BRICK LEDGE DIMENSIONS ARE GIVEN IN RELATION TO TOP OF SLAB ELEVATION.
7. RESTROOM FLOORS SHALL BE RECESSED 1 1/2" TO ALLOW FOR CERAMIC TILE MORTAR BED TO SLOPE TO DRAIN. SLAB RECESS SHALL ALIGN WITH INSIDE EDGE OF METAL STUD WALL.

LEGEND

- AREA OF WORK NOT IN CONTRACT
- NEW METAL STUD CONSTRUCTION RE: PARTITION TYPES
- NEW CMU CONSTRUCTION RE: PARTITION TYPES
- EXISTING TO REMAIN
- TEMPORARY WALL
- EXISTING TO BE REMOVED
- 1 HOUR FIRE RATED WALL CONSTRUCTION RE: PARTITION WALL TYPES
- 2 HOUR FIRE RATED WALL CONSTRUCTION RE: PARTITION WALL TYPES
- 4 HOUR FIRE RATED WALL CONSTRUCTION RE: PARTITION WALL TYPES
- SMOKE TIGHT WALL CONSTRUCTION RE: PARTITION WALL TYPES
- FEC-R FIRE EXTINGUISHER CABINET - SEMI RECESSED
- FE SURFACE MOUNTED FIRE EXTINGUISHER
- CG-1 CORNER GUARD
- EC-1 ENDCAP
- CR CARD READER
- PP PUSH PLATE
- HANDRAIL AT 36" A.F.F. WITH LOWER 4" CRASH RAIL AT 8" A.F.F. AND PROTECTIVE WALL COVERING. TYPICAL. (IN CORRIDORS) PROVIDE BLOCKING AS REQUIRED.
- LOWER 4" CRASH RAIL ONLY. TOP OF RAIL AT 8" A.F.F. AND PROTECTIVE WALL COVERING. TYPICAL (IN STRETCHER ALCOVE) PROVIDE BLOCKING AS REQUIRED.
- UPPER 8" CRASHRAIL AT 36" A.F.F. AND LOWER 4" CRASH RAIL AT 8" A.F.F. AND PROTECTIVE WALL COVERING TYPICAL. (IN EXAM AND TRIAGE ROOMS). PROVIDE BLOCKING AS REQUIRED.

ALTERNATE #3

fl+ WB
fauntleroy latham weldon barré architects
a professional corporation in continuous practice since 1981
architecture
planning
interiors
sustainable design
consulting
220 ST. JOHN LANE
COVINGTON, LA 70433
985-892-4100

LSU BOGALUSA MEDICAL CENTER EMERGENCY DEPARTMENT, LOBBY EXPANSION AND RENOVATIONS

433 PLAZA STREET
BOGALUSA, LOUISIANA 70427

for

BOGALUSA COMMUNITY MEDICAL CENTER FOUNDATION

KEY PLAN - FLOOR

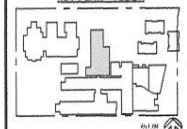

Issue	Date	Comment

1 FIRST FLOOR PLAN - OPERATING SUITE

ISSUED FOR CONSTRUCTION

Job No.	208003.02
Drawn by	RTH
Checked by	KJW
Date	17 JULY 2013
Drawing No.	A2.14

1 FIRST FLOOR PLAN - FINAL
A2.12 1/8" = 1'-0"

GENERAL NOTE

GENERAL CONTRACTOR IS ADVISED THAT RENOVATION WORK WILL BE TAKING PLACE WITHIN AN OPERATIONAL MEDICAL FACILITY.

PHASING PLANS INDICATED ARE THE ARCHITECT'S BEST JUDGEMENT ON HOW TO PHASE EXISTING AND NEW CONSTRUCTION TO ACCOMPLISH NEW WORK WITHOUT DISRUPTING THE EXISTING OPERATIONAL FACILITY.

GENERAL CONTRACTOR SHALL REVIEW THE OUTLINED PHASING FOR CONSTRUCTIBILITY AND SHALL BE RESPONSIBLE FOR MAKING ANY MODIFICATIONS TO THE PHASING PLAN TO ACCOMPLISH THE WORK AND KEEP THE EXISTING FACILITY OPERATIONAL. ALL PHASING WORK AND MODIFICATIONS SHALL BE COORDINATED WITH OWNER.

WALL NOTES:

1. TYPICAL INTERIOR METAL STUDS SHALL BE 3 5/8", 6", OR 8". SEE PARTITION TYPES FOR SIZE AND HEIGHT OF WALL CONSTRUCTION.
2. SOUND ATTENUATION BLANKETS FULL HEIGHT IN ALL FULL HEIGHT INTERIOR METAL STUD WALLS.
3. TYPICAL EXTERIOR METAL STUD EIFS WALL CONFIGURATION SHALL CONSIST OF 6" METAL STUDS AT 16" O.C. MAX. 5/8" GYPSUM BOARD, 1/2" GYPSUM SHEATHING, AIR AND VAPOR BARRIER, AND 1" EIFS SYSTEM. EIFS SYSTEM SHALL INCLUDE 3/4" EPS, BASE COAT, REINFORCING MESH, AND FINISH COAT.
4. TYPICAL EXTERIOR METAL STUD GROUND FACE MASONRY WALL CONFIGURATION SHALL CONSIST OF 6" METAL STUDS AT 16" O.C. MAX. 5/8" GYPSUM BOARD, 1/2" GYPSUM SHEATHING, AIR AND VAPOR BARRIER, AND 12x16x4 GROUND FACE MASONRY VENEER. TYPICAL BRICK LEDGE SHALL BE 4" OR 4 1/2". REFER TO SECTIONS FOR BRICK LEDGE LOCATIONS AND DEPTHS. EXTERIOR CMU SHALL BE 8x8x16 WITH DIRECT FINISH FOR MASONRY SUBSTRATE SYSTEM. FILL ALL CELLS WITH INSULATION UNLESS SCHEDULED TO RECEIVE GROUT AND REBAR. REFER TO STRUCTURAL DRAWINGS FOR GROUT AND REBAR LOCATIONS.
5. TOP OF SLAB ELEVATION OF 116.83' HAS BEEN ESTABLISHED AS REFERENCE ELEVATION OF 0'-0". BRICK LEDGE DIMENSIONS ARE GIVEN IN RELATION TO TOP OF SLAB ELEVATION.
7. RESTROOM FLOORS SHALL BE RECESSED 1 1/2" TO ALLOW FOR CERAMIC TILE MORTAR BED TO SLOPE TO DRAIN. SLAB RECESS SHALL ALIGN WITH INSIDE EDGE OF METAL STUD WALL.

LEGEND

- AREA OF WORK NOT IN CONTRACT
- NEW METAL STUD CONSTRUCTION RE: PARTITION TYPES
- NEW CMU CONSTRUCTION RE: PARTITION TYPES
- EXISTING TO REMAIN
- TEMPORARY WALL
- EXISTING TO BE DEMOLISHED
- 1 HOUR FIRE RATED WALL CONSTRUCTION RE: PARTITION WALL TYPES
- 2 HOUR FIRE RATED WALL CONSTRUCTION RE: PARTITION WALL TYPES
- 4 HOUR FIRE RATED WALL CONSTRUCTION RE: PARTITION WALL TYPES
- SMOKE TIGHT WALL CONSTRUCTION RE: PARTITION WALL TYPES
- FEC-R FIRE EXTINGUISHER CABINET - SEMI RECESSED
- FE SURFACE MOUNTED FIRE EXTINGUISHER
- CO-1 CORNER GUARD
- EC-1 ENDCAP
- CR CARD READER
- PP PUSH PLATE
- HANDRAIL AT 36" A.F.F. WITH LOWER 4" CRASH RAIL AT 8" A.F.F. AND PROTECTIVE WALL COVERING, TYPICAL. (IN CORRIDORS) PROVIDE BLOCKING AS REQUIRED.
- LOWER 4" CRASH RAIL ONLY, TOP OF RAIL AT 8" A.F.F. AND PROTECTIVE WALL COVERING, TYPICAL. (IN STRETCHER ALCOVE) PROVIDE BLOCKING AS REQUIRED.
- UPPER 4" CRASHRAIL AT 36" A.F.F. AND LOWER 4" CRASH RAIL AT 8" A.F.F. AND PROTECTIVE WALL COVERING TYPICAL. (IN EXAM AND TRIAGE ROOMS). PROVIDE BLOCKING AS REQUIRED.

fl+ WB
fauntleroy latham weldon barré architects
a professional corporation in continuous practice since 1981
architecture planning interiors sustainable design consulting
229 ST. JOHN LANE
COVINGTON, LA 70433
985-893-4100

LSU BOGALUSA MEDICAL CENTER EMERGENCY DEPARTMENT, LOBBY EXPANSION AND RENOVATIONS
433 PLAZA STREET
BOGALUSA, LOUISIANA 70427
for
BOGALUSA COMMUNITY MEDICAL CENTER FOUNDATION

KEY PLAN - FLOOR

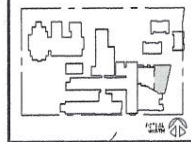

Issue	Date	Submit

FIRST FLOOR PLAN - FINAL

ISSUED FOR CONSTRUCTION

Job No.	208003.02
Drawn by	BDB
Checked by	KJW
Date	17 JULY 2013

Sheet No. A2.12