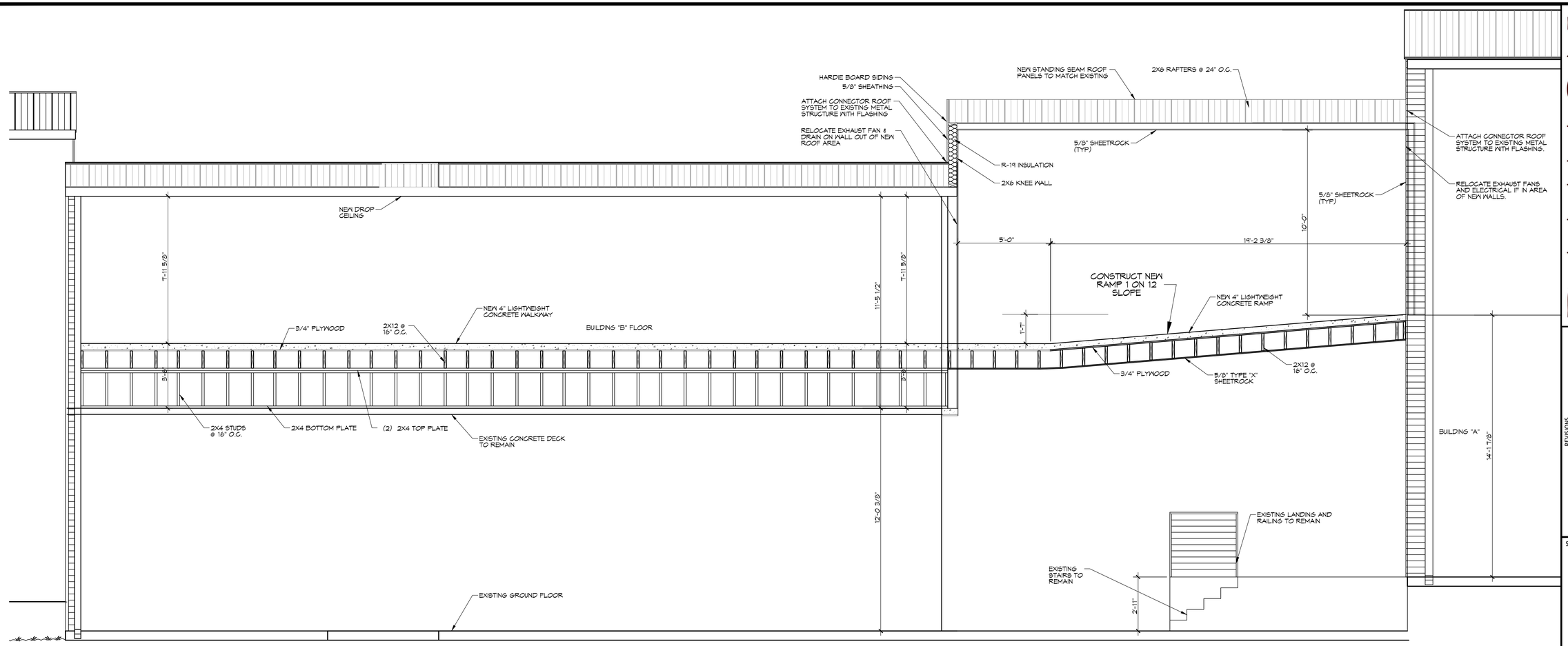

B SECTION OF CONNECTOR BLDG A - B
SCALE: 3/8"=1'-0"

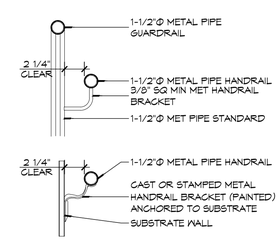

6 DETAIL
SCALE: 1-1/2"= 1'-0" WALL ATTACHEMENT

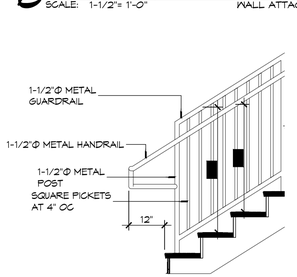

7 DETAIL
SCALE: 1/2"= 1'-0" STAIR GUARDRAIL

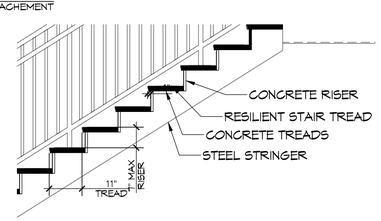

8 DETAIL
SCALE: 1/2"= 1'-0" TYPICAL STAIR TREAD/RISER

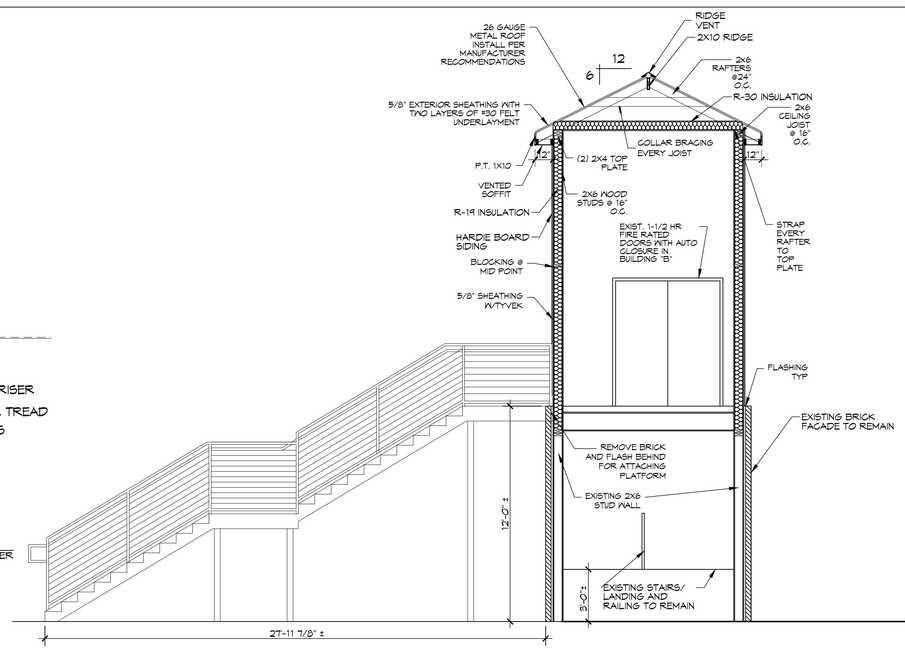

A SECTION
SCALE: 1/4" =1'-0"

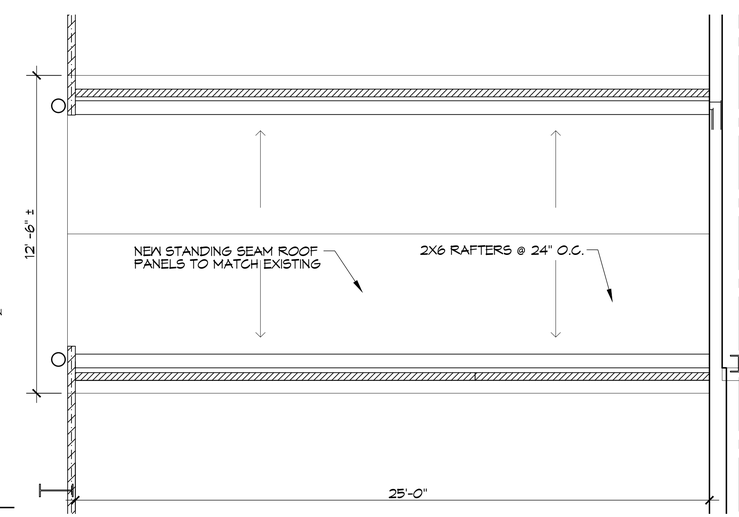

9 CONNNECTOR ROOF PLAN BLDG A - B
SCALE: 1/4" =1'-0"

DAMMON ENGINEERING, INC.
LOUISIANA & MISSISSIPPI
www.dammonengineering.com
info@dammonengineering.com
PH: 985.649.5832
Chief Engineer: Brian Mistich, PE
554 Old Spanish Trail
Slidell, LA 70458

#	DESCRIPTION	DATE
	REVISIONS	

SEAL:

STAIR ADDITION
CROSSGATES ATHLETIC CLUB
200 NORTH MILITARY ROAD
SLIDELL, LA.

JOB No:	2327
DATE:	09-09-2024
DRAWN BY:	JTL
CHECKED BY:	GAD

THE PLANS, SPECIFICATIONS, AND SUPPORTING DOCUMENTS ARE THE PROPERTY OF DAMMON ENGINEERING, INC. AND MAY BE USED ONLY FOR THE PROJECT FOR WHICH THEY WERE PREPARED. ANY OTHER USE, REPRODUCTION OR DISTRIBUTION OF THESE DOCUMENTS WITHOUT THE WRITTEN CONSENT OF DAMMON ENGINEERING, INC. IS PROHIBITED.

SHEET TITLE:
BLDG A - B CONNECTOR SECTIONS AND ROOF PLAN

DRAWING NUMBER:
A102

SHEET No: 5 of 8