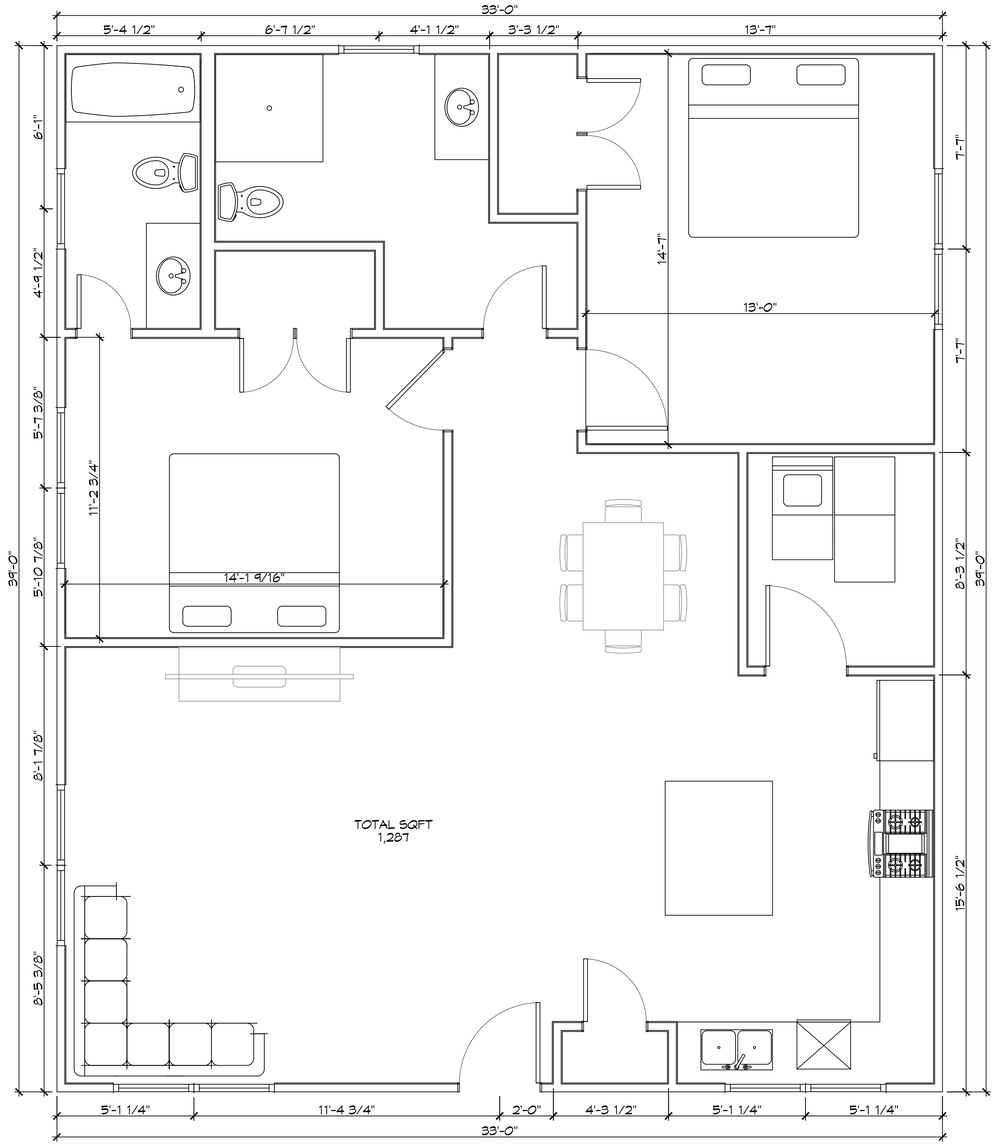

1 PROPOSED FLOOR PLAN A
SCALE: 3/8" = 1'-0"

DAMMON ENGINEERING, INC.
LOUISIANA & MISSISSIPPI
Chief Engineer: Brian Mistich, PE
5544 Highway 77 Suite 1
Sulphur, LA 70665
www.dammonengineering.com
info@dammonengineering.com
PH: 985.649.5832

#	DESCRIPTION	DATE

REVISIONS

SEAL:

NEW HOUSE PLAN
BOBBY HARRISON

JOB No:
DRAWN BY: GKD
CHECKED BY: BAM
DATE: 02-24-2026

This document is the property of Dammon Engineering, Inc. Any use or reproduction of this document without written permission is prohibited. The contractor shall verify and be responsible for all dimensions and conditions on the job prior to commencement of work. Do not scale drawings. Any discrepancies found between the drawings and existing conditions should be reported to the engineer prior to proceeding with the work. Dammon Engineering, Inc. assumes no responsibility for any work done without plans bearing its seal. These plans are prepared for the project for which they have been prepared and are designed without liability for any other use. Any other use or reuse by others is at their own risk and without liability to Dammon Engineering, Inc.

SHEET TITLE:
FLOOR PLAN

DRAWING NUMBER:
A101

SHEET No: 9 of 12

FILE NAME: J:_Foundations w/ Structural Only\Mobby Harrison\Journal Drawings\A101 - Floor Plan.dwg PLOT DATE & TIME: Tuesday, February 24, 2026 12:03:32 PM

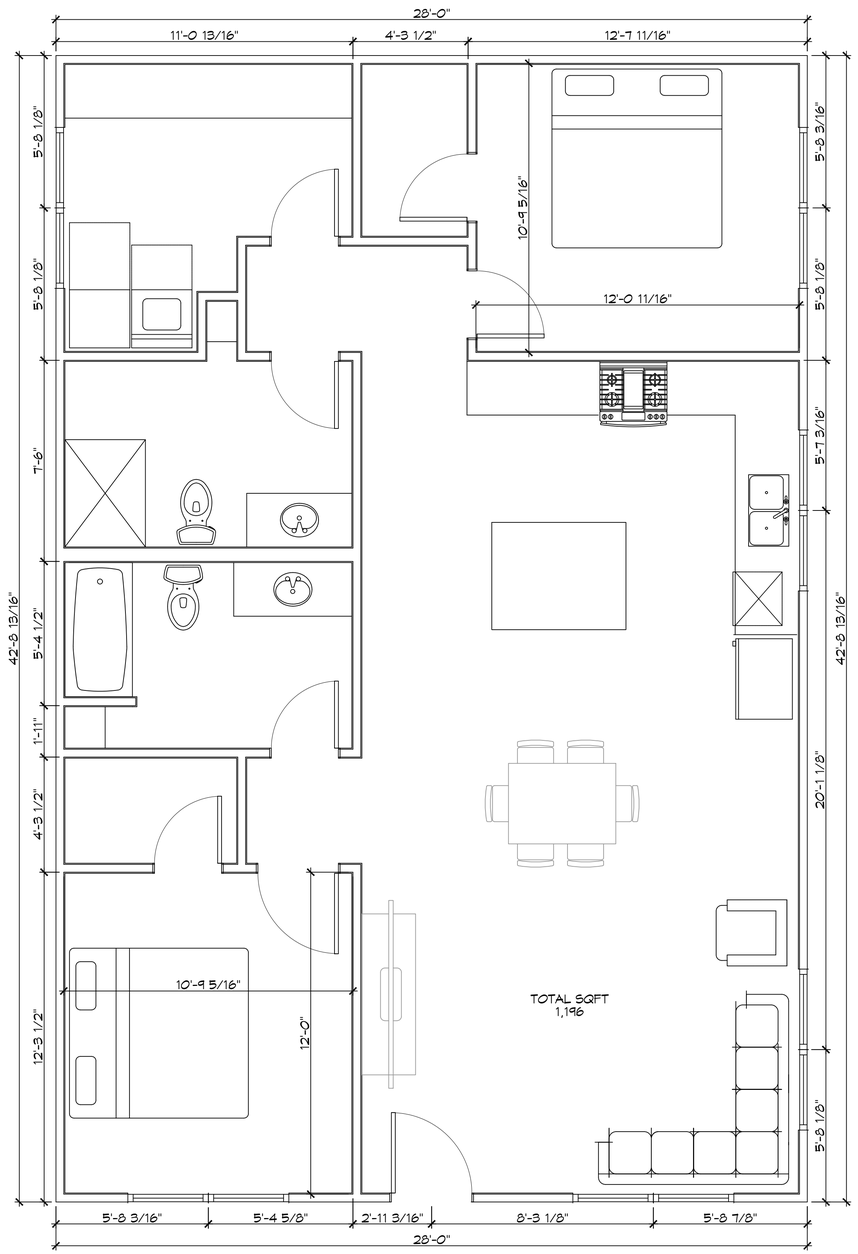

1 PROPOSED FLOOR PLAN B
SCALE: 3/8" = 1'-0"

DAMMON ENGINEERING, INC.
LOUISIANA & MISSISSIPPI

Chief Engineer: Brian Mistich, PE
554 Robert Downs Trail
Slidell, LA 70458

www.dammonengineering.com
info@dammonengineering.com
PH: 985.649.5832

#	DESCRIPTION	DATE

REVISIONS

SEAL:

NEW HOUSE PLAN
BOBBY HARRISON

JOB No:	
DATE:	02-24-2026
DRAWN BY:	CACD
CHECKED BY:	BAM

THIS DRAWING IS THE PROPERTY OF DAMMON ENGINEERING, INC. AND MUST BE RETURNED ON REQUEST. THIS DRAWING MAY NOT BE REPRODUCED IN WHOLE OR IN PART WITHOUT WRITTEN CONSENT OF DAMMON ENGINEERING, INC. THIS DRAWING IS PROVIDED FOR THE USE ON THE PROJECT FOR WHICH IT WAS PREPARED AND IS NOT TO BE USED ON OTHER PROJECTS.

SHEET TITLE:
FLOOR PLAN

DRAWING NUMBER:
A101

SHEET No: 8 of 12

FILE NAME: J:\- Foundations or Structural Only\Bobby Harrison\Current Drawings\A101 - Floor Plan.dwg PLOT DATE & TIME: Tuesday, February 24, 2026 12:34:16 PM

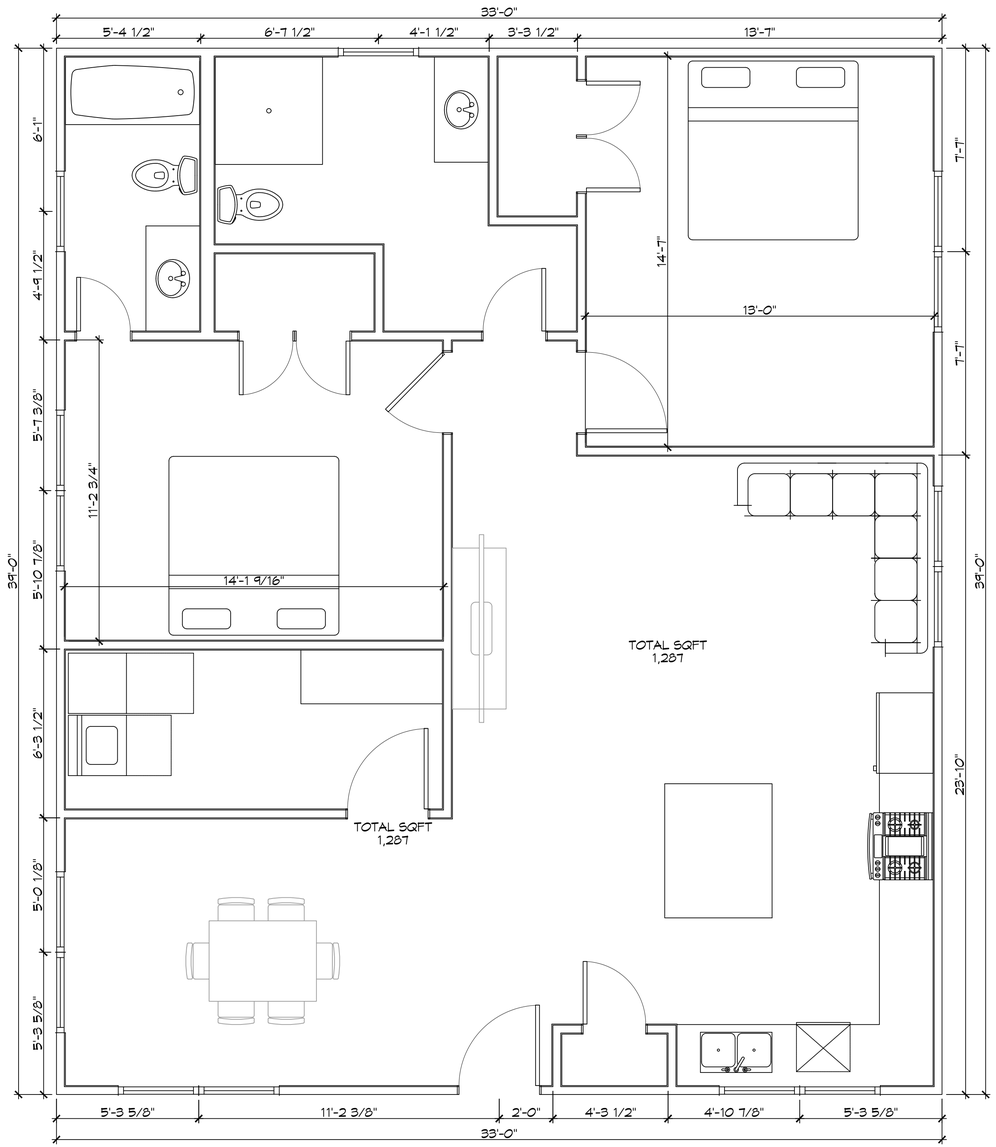

1 PROPOSED FLOOR PLAN C

SCALE: 3/8" = 1'-0"

DAMMON ENGINEERING, INC.

LOUISIANA & MISSISSIPPI

Chief Engineer: Brian Mistich, PE
5547 Highway 77
Sulphur, LA 70665

www.dammonengineering.com
info@dammonengineering.com
PH: 985.649.5832

#	DESCRIPTION	DATE

REVISIONS

SEAL:

NEW HOUSE PLAN

BOBBY HARRISON

JOB No: | DATE: 02-24-2026

DRAWN BY: CSD | CHECKED BY: BAM

The design shown on this drawing is the property of Dammon Engineering, and may only be used for the job for which it was prepared. Any other use, or any use of any part of this design without the express written consent of Dammon Engineering, is prohibited. It is the intent of Dammon Engineering that this design be used only on the project for which it was prepared and developed, and not for use on any other project.

SHEET TITLE:
FLOOR PLAN

DRAWING NUMBER:

A101

SHEET No: 8 of 12

FILE NAME: J:\- Foundations or Structural Only\Bobby Harrison\Current Drawings\A101 - Floor Plan.dwg PLOT DATE & TIME: Tuesday, February 24, 2026 12:43:26 PM

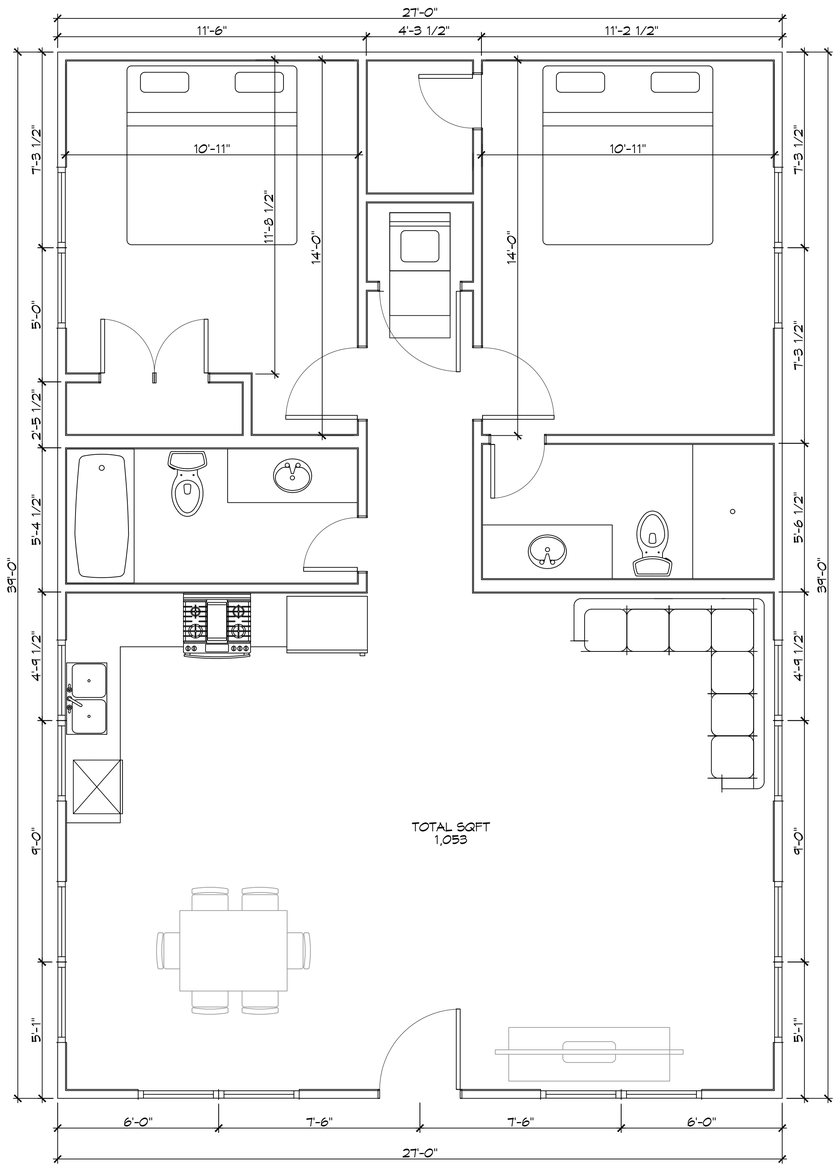

1 PROPOSED FLOOR PLAN D
SCALE: 3/8" = 1'-0"

DAMMON ENGINEERING, INC.
LOUISIANA & MISSISSIPPI

Chief Engineer: Brian Mistich, PE
5547 Highway 77 South
Sidell, LA 70458

www.dammonengineering.com
info@dammonengineering.com
PH: 985.649.5832

#	DESCRIPTION	REVISIONS	DATE

SEAL:

NEW HOUSE PLAN

BOBBY HARRISON

DATE:	02-24-2026
CHECKED BY:	BAM
DRAWN BY:	CAD
JOB No:	

All rights reserved. No part of this drawing or specification may be used, reproduced or transmitted in any form or by any means, electronic or mechanical, including photocopying, recording, or by any information storage and retrieval system, without the prior written permission of Dammon Engineering, Inc. Any use of this drawing or specification other than for the specific project for which it was prepared and developed, without written consent of Dammon Engineering, Inc., is prohibited. Only the original signature and seal of the engineer shall be considered a valid and binding document.

SHEET TITLE:
FLOOR PLAN

DRAWING NUMBER:
A101

SHEET No: 8 of 12

FILE NAME: J:\-Foundations or Structural Only\Bobby Harrison\Current Drawings\A101 - Floor Plan.dwg PLOT DATE & TIME: Tuesday, February 24, 2026 1:28:28 PM

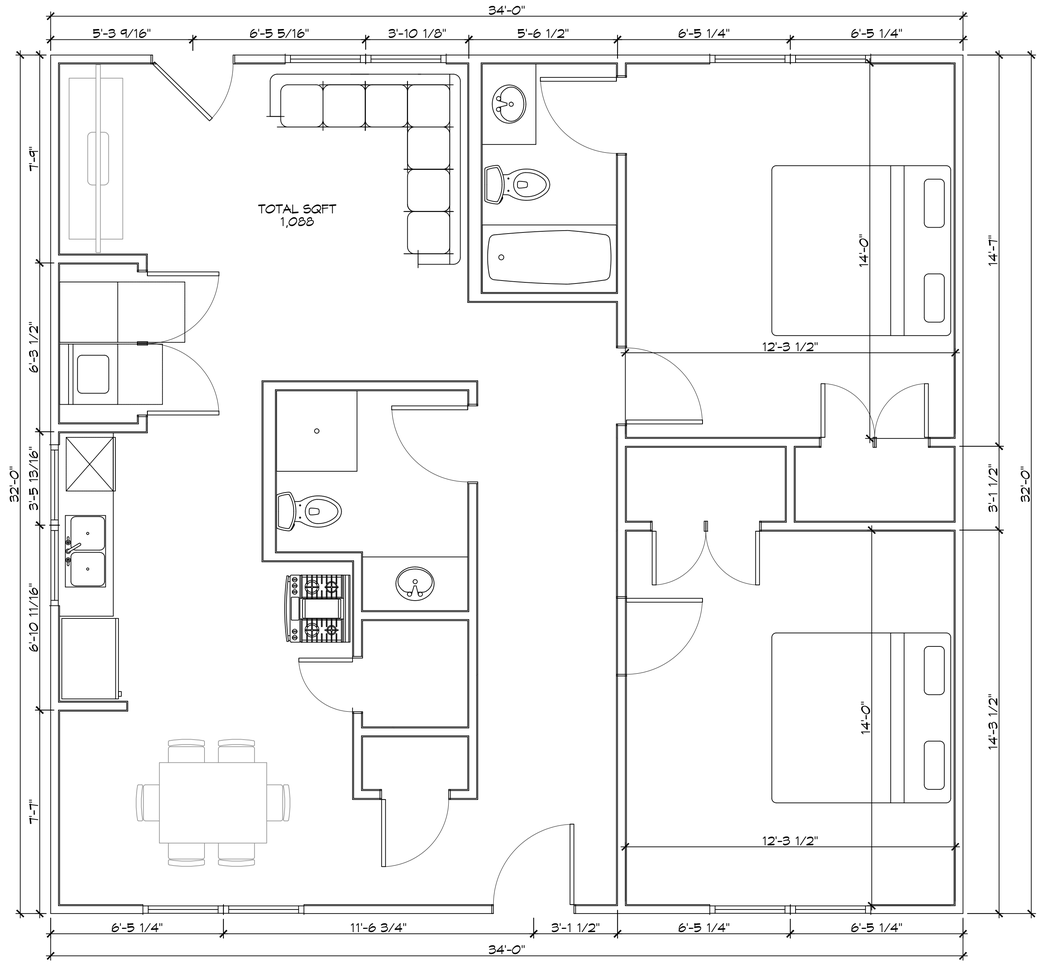

1 PROPOSED FLOOR PLAN E
SCALE: 3/8" = 1'-0"

DAMMON ENGINEERING, INC.
LOUISIANA & MISSISSIPPI

Chief Engineer: Brian Mistich, PE
5544 Highway 190 East
Slidell, LA 70458

www.dammonengineering.com
info@dammonengineering.com
PH: 985.649.5832

#	DESCRIPTION	DATE

REVISIONS

SEAL:

NEW HOUSE PLAN
BOBBY HARRISON

JOB No:	
DATE:	02-24-2026
DRAWN BY:	CJD
CHECKED BY:	BAK

All design drawings, plans and specifications as instruments of service are the property of Dammon Engineering, and are copyrighted. Reproduction or use of any part thereof without permission of Dammon Engineering is prohibited. Dammon Engineering shall retain all ownership and property rights in these plans and specifications. Only those copies of drawings and specifications bearing the original seal and signature of a licensed professional engineer are valid and authorized for use on the project for which they have been prepared and developed without written consent of Dammon Engineering. Any other use or reproduction is prohibited and is at the risk of the user.

SHEET TITLE:
FLOOR PLAN

DRAWING NUMBER:
A101

SHEET No: 8 of 12

FILE NAME: J:\-_Foundations or Structural Only\Bobby Harrison\Current Drawings\A101 - Floor Plan.dwg PLOT DATE & TIME: Tuesday, February 24, 2026 12:28:28 PM

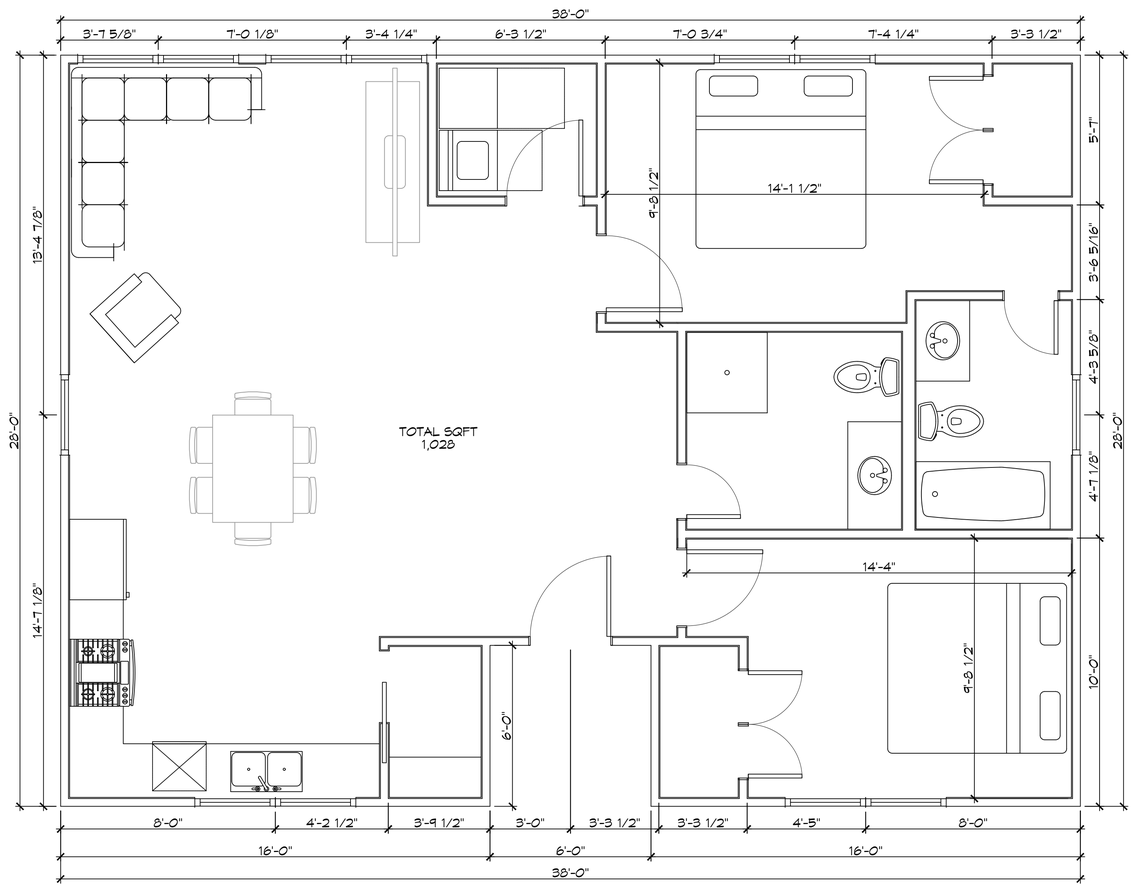

1 PROPOSED FLOOR PLAN F
SCALE: 3/8" = 1'-0"

DAMMON ENGINEERING, INC.
LOUISIANA & MISSISSIPPI

Chief Engineer: Brian Mistich, PE
5547 Lapeyrouse Trail
Slidell, LA 70458

www.dammonengineering.com
info@dammonengineering.com
PH: 985.649.5832

#	DESCRIPTION	DATE

REVISIONS

SEAL:

NEW HOUSE PLAN

BOBBY HARRISON

JOB No:
DATE: 02-24-2026
DRAWN BY: CAD
CHECKED BY: BAM

not dimensioned for construction purposes. Do not scale drawings. Dimensions shall be verified on the job prior to construction. Any errors, omissions or discrepancies shall be reported to the Engineer. Drawings are the property of Dammon Engineering, and are not to be reproduced or used for any other purpose than that for which the drawings are specifically prepared and delivered. Dammon Engineering retains all rights to the drawings, including the right to file a lien against the property for which the drawings are prepared and delivered without written consent of Dammon Engineering, the drawings are to be returned upon request of Dammon Engineering.

SHEET TITLE:
FLOOR PLAN

DRAWING NUMBER:
A101

SHEET No: 5 of 12

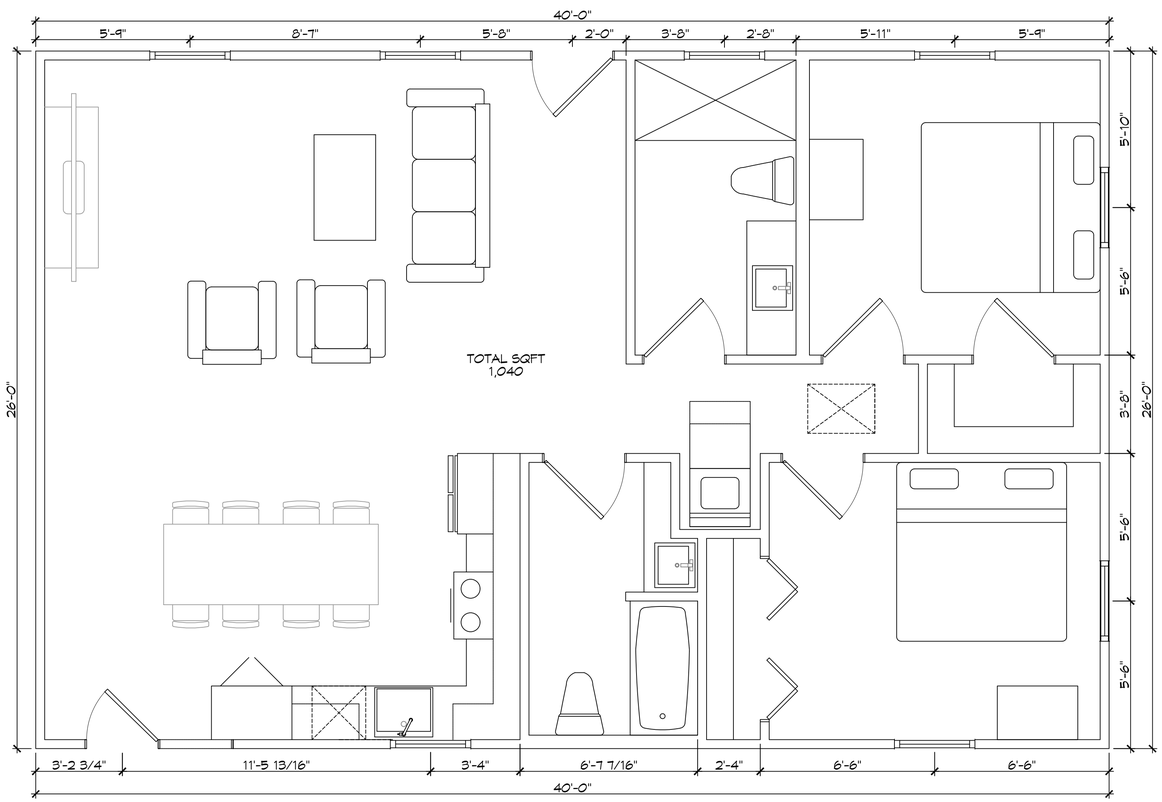

1 PROPOSED FLOOR PLAN G
SCALE: 3/8" = 1'-0"

DAMMON ENGINEERING, INC.
LOUISIANA & MISSISSIPPI

Chief Engineer: Brian Mistich, PE
5544 Cypress Trail
Slidell, LA 70458

www.dammonengineering.com
info@dammonengineering.com
PH: 985.649.5832

#	DESCRIPTION	DATE

REVISIONS

SEAL:

NEW HOUSE PLAN
BOBBY HARRISON

JOB No: G-O
DATE: 02-24-2026
DRAWN BY: CHECKED BY: BAK

All rights reserved. The property of Dammon Engineering, Inc. This plan is protected by copyright laws and may not be reproduced or transmitted in any form or by any means, electronic or mechanical, including photocopying, recording, or any information storage and retrieval system, without permission in writing from Dammon Engineering, Inc. This plan is copyrighted as an unpublished work. This plan is the property of Dammon Engineering, Inc. and is not to be used for any purpose other than the specific project for which it has been prepared and shall not be loaned or disclosed to others, or copied or duplicated without written consent of Dammon Engineering, Inc.

SHEET TITLE:
FLOOR PLAN

DRAWING NUMBER:
A101

SHEET No: 5 of 12

FILE NAME: J:\- Foundations or Structural Only\Bobby Harrison\Current Drawings\A101 - Floor Plan.dwg PLOT DATE & TIME: Tuesday, February 24, 2026 12:38:31 PM

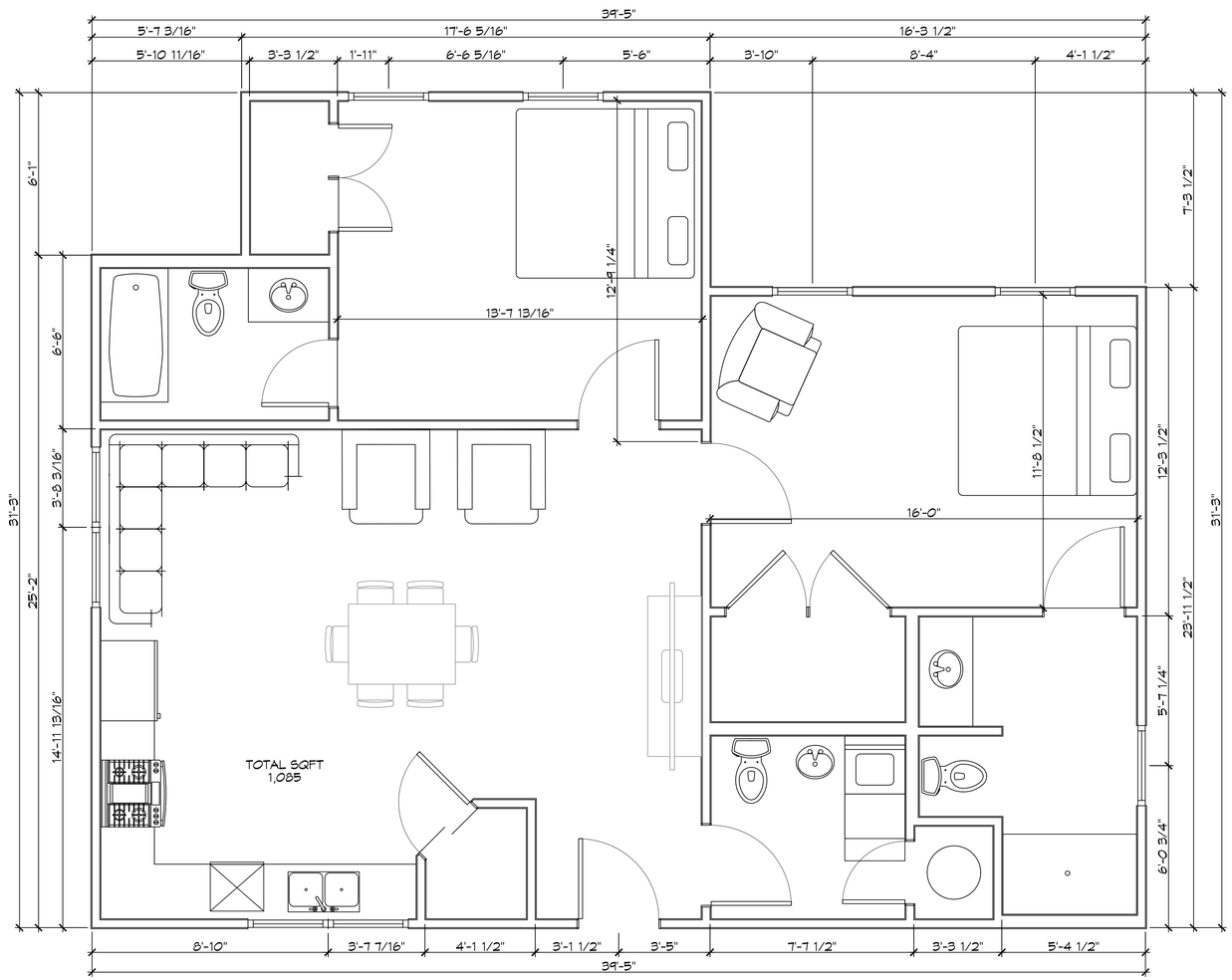

1 PROPOSED FLOOR PLAN H
SCALE: 3/8" = 1'-0"

DAMMON ENGINEERING, INC.
LOUISIANA & MISSISSIPPI

Chief Engineer: Brian Mistich, PE
5547 Cypress Trail
Slidell, LA 70458

www.dammonengineering.com
info@dammonengineering.com
PH: 985.649.5832

#	DESCRIPTION	DATE

REVISIONS

SEAL:

NEW HOUSE PLAN
BOBBY HARRISON

JOB No:
DATE: 02-24-2026
DRAWN BY: C-O
CHECKED BY: BAK

THIS DRAWING IS THE PROPERTY OF DAMMON ENGINEERING, INC. THE REPRODUCTION, IN WHOLE OR IN PART, OR USE OF THIS DESIGN OR DRAWING WITHOUT WRITTEN PERMISSION OF DAMMON ENGINEERING, INC. IS PROHIBITED. ONLY THE WORK THAT HAS BEEN PREPARED UNDER THE DIRECT SUPERVISION OF A LICENSED PROFESSIONAL ENGINEER IS VALID FOR THIS PROJECT. THE WORK THAT HAS BEEN PREPARED BY OR PREPARED WITHOUT WHAT HAS BEEN PREPARED BY A LICENSED PROFESSIONAL ENGINEER IS INVALID AND UNLICENSED.

SHEET TITLE:
FLOOR PLAN

DRAWING NUMBER:
A101

SHEET No: 8 of 12

FILE NAME: J:\- Foundations or Structural Only\Bobby Harrison\Current Drawings\A101 - Floor Plan.dwg PLOT DATE & TIME: Tuesday, February 24, 2026 1:39:43 PM