DOOR SCHEDULE

MK	WIDTH	HEIGHT	THK	DOOR MAT	FRAME	FR	REMARKS
D01	3'-0"	6'-8"	1-3/4"	STEEL	METAL	NR	EXTERIOR TWO PANEL PUSH PULL DOOR W/ CLOSER AND DEADBOLT

POWER LEGEND

- GFIC DUPLEX RECEPTACLE - WALL MOUNTED
- RECESSED LED LIGHT FIXTURE
- VANITY LED LIGHT - WALL MOUNTED
- 3 THREE WAY LIGHT SWITCH
- EXHAUST FAN
- FLOOR DRAIN

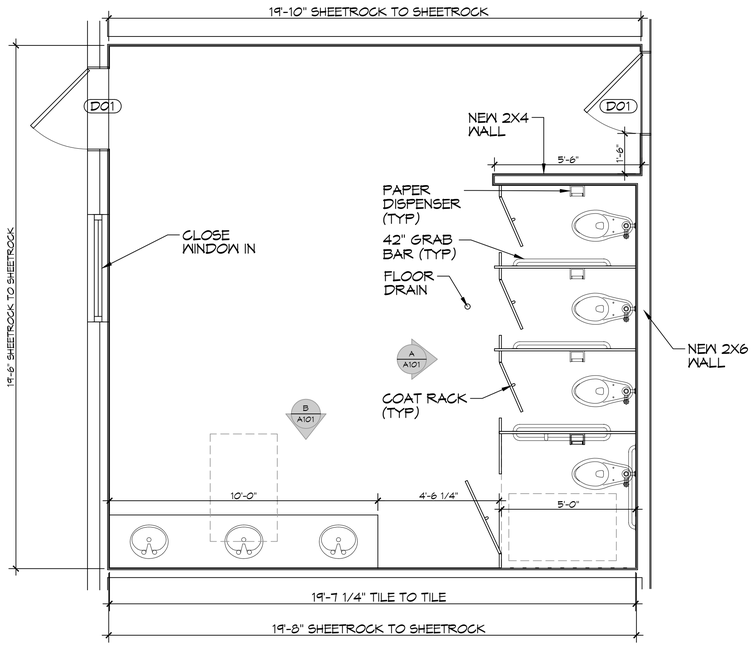

1 FLOOR PLAN
SCALE: 3/8" = 1'-0"

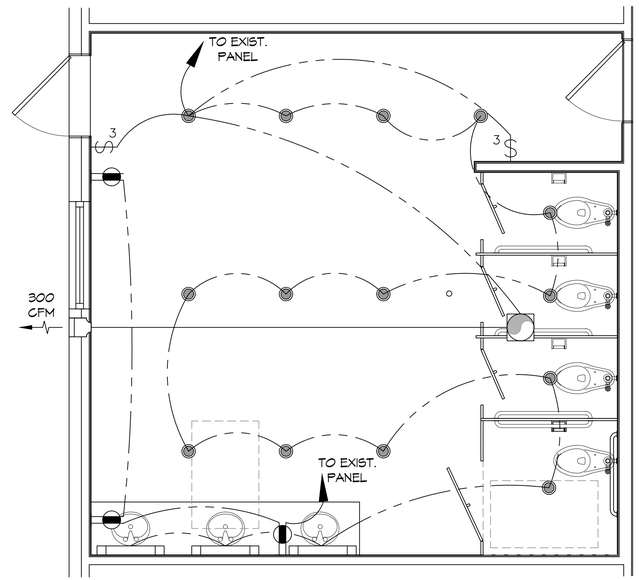

2 ELECTRICAL PLAN
SCALE: 3/8" = 1'-0"

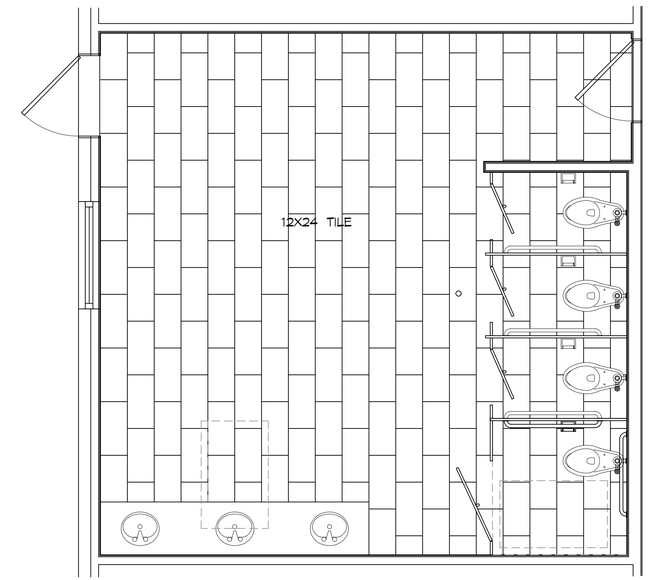

3 FINISH FLOOR PLAN
SCALE: 3/8" = 1'-0"

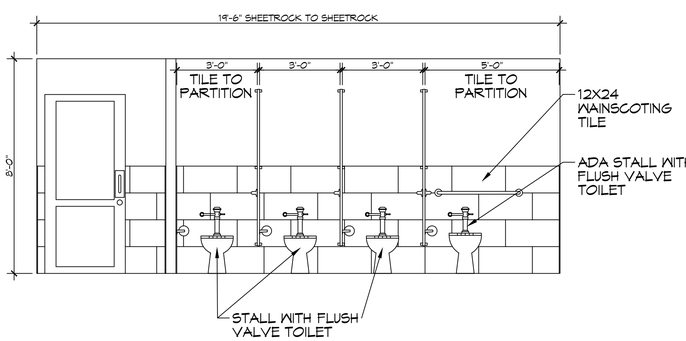

A RESTROOM
A101 | A101
SCALE: 3/8" = 1'-0"
TOILETS

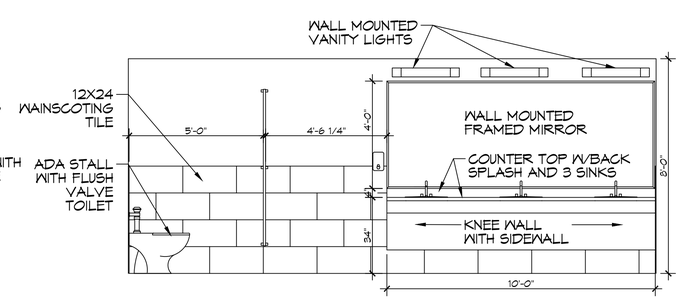

B RESTROOM
A101 | A101
SCALE: 3/8" = 1'-0"

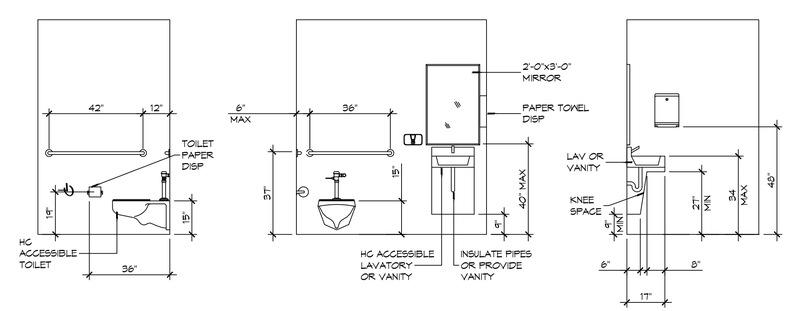

ADA INFORMATION
SCALE: 3/8" = 1'-0"

DAMMON ENGINEERING, INC.
LOUISIANA & MISSISSIPPI
www.dammonengineering.com
info@dammonengineering.com
PH: 985.649.5832
Chief Engineer: Brian Mistich, PE
554 Woodcrest Trail
Slidell, LA 70458

#	DESCRIPTION	REVISIONS	DATE

SEAL:

STATE OF LOUISIANA
BRIAN A. MISTICH
License No. 30187
PROFESSIONAL ENGINEER

NEW ADA RESTROOM
ELKS LODGE
34212 ELKS ROAD
SLIDELL LOUISIANA 70460

JOB No: 2400 | DATE: 01-30-2024
DRAWN BY: SAV | CHECKED BY: CAD

All rights reserved. The ideas and designs incorporated in this document, as an instrument of service, are the property of Dammon Engineering, and shall not be used in other work, for other projects, for extensions to this project, or for completion of this project by others, except by written consent of Dammon Engineering. This document has been prepared and distributed without written consent of Dammon Engineering, shall be considered an unauthorized publication and violation of the rights of the author.

SHEET TITLE:
FLOOR PLAN, ELECTRICAL PLAN, FINISH FLOOR PLAN, ELEVATIONS

DRAWING NUMBER:
A101

SHEET No: 1 of # 1

FILE NAME: J:\- Foundations or Structural Only\Elks Lodge Slidell_Jenny\Current Drawings\A101 - Floor Plan.dwg PLOT DATE & TIME: Tuesday, January 30, 2024 1:44:37 AM