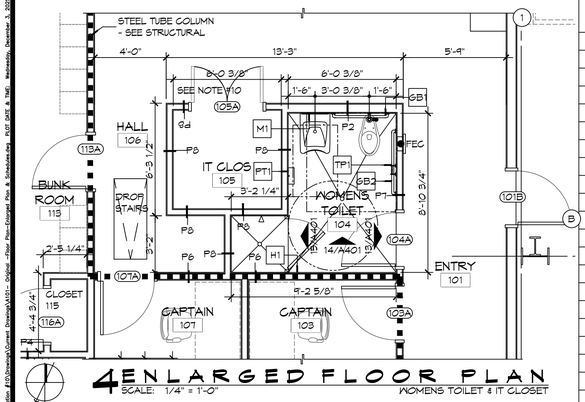

4 ENLARGED FLOOR PLAN

SCALE: 1/4" = 1'-0"

WOMENS TOILET & IT CLOSET

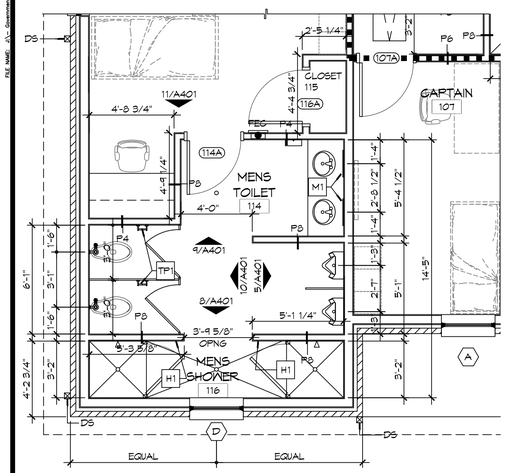

3 ENLARGED FLOOR PLAN

SCALE: 1/4" = 1'-0"

MENS TOILET

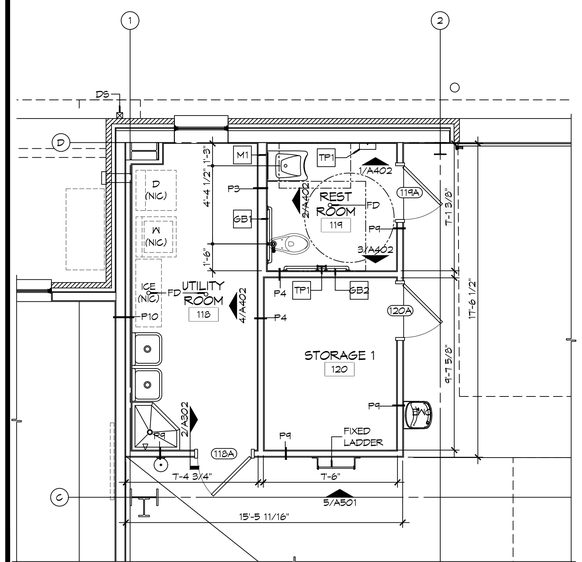

2 ENLARGED FLOOR PLAN

SCALE: 1/4" = 1'-0"

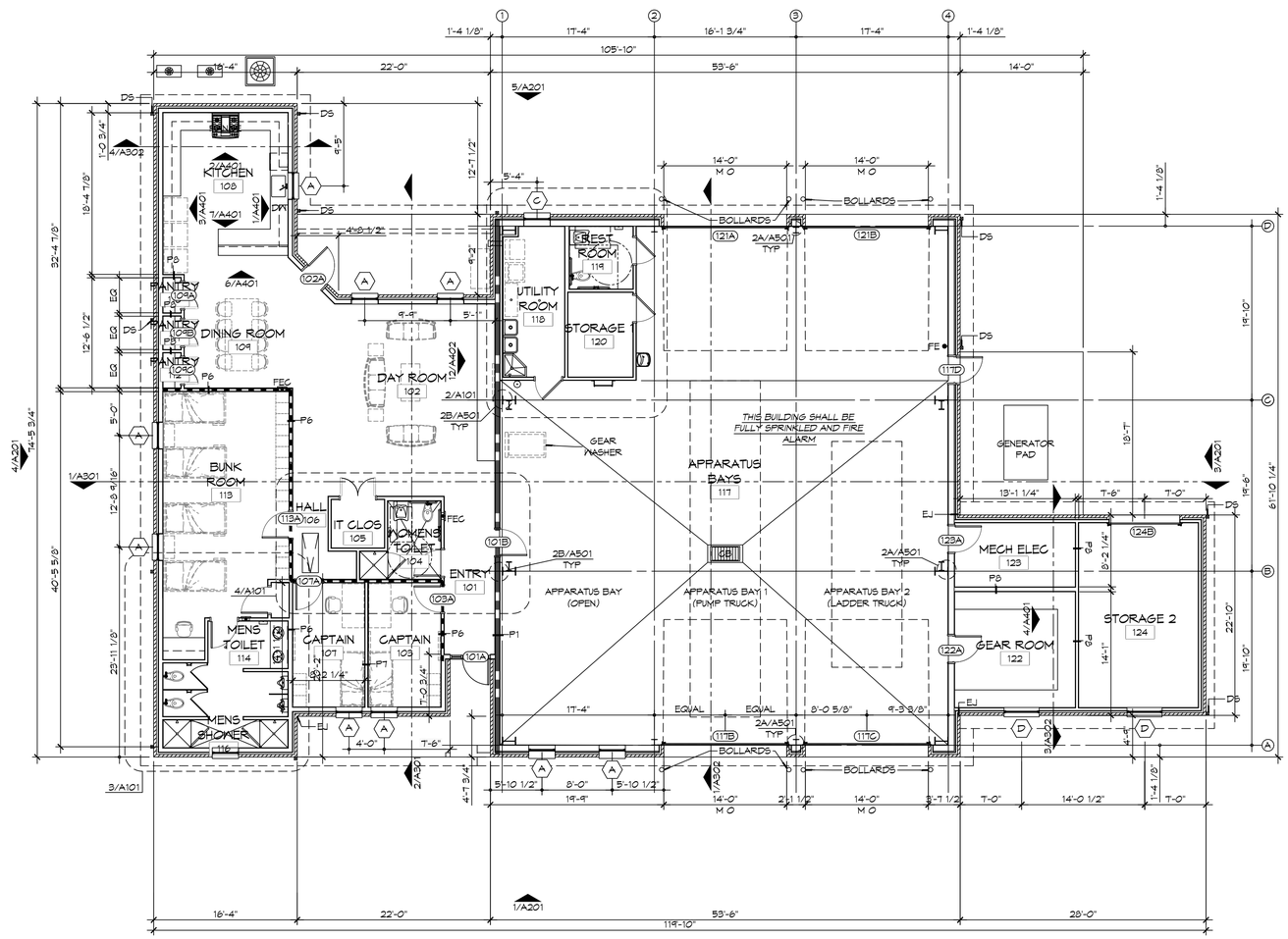

1 ARCHITECTURAL FLOOR PLAN

SCALE: 1/8" = 1'-0"

FINISH SCHEDULE

ROOM	RM #	FLOOR	BASE	WALLS				CEILING	NOTES
				NORTH	EAST	SOUTH	WEST		
ENTRY	101	CERAMIC TILE	5" RUBBER	5/8" GWB	5/8" GWB	5/8" GWB	5/8" GWB	5/8" GWB	3" X 6" CERAMIC TILE SD15, GROUT 66 CHESTNUT, 5" RUBBER BASE 17B PEWTER
DAY ROOM	102	CERAMIC TILE	5" RUBBER	5/8" GWB	5/8" GWB	5/8" GWB	5/8" GWB	5/8" GWB	3" X 6" CERAMIC TILE SD15, GROUT 66 CHESTNUT, 5" RUBBER BASE 17B PEWTER
CAPTAIN	103	CERAMIC TILE	5" RUBBER	5/8" GWB	5/8" GWB	5/8" GWB	5/8" GWB	5/8" GWB	3" X 6" CERAMIC TILE SD15, GROUT 66 CHESTNUT, 5" RUBBER BASE 17B PEWTER
WOMENS TOILET	104	CERAMIC TILE	5" RUBBER	5/8" MR GWB	5/8" MR GWB	5/8" MR GWB	5/8" MR GWB	5/8" MR GWB	3" X 6" CERAMIC TILE SD15, GROUT 66 CHESTNUT, 5" RUBBER BASE 17B PEWTER
IT CLOSET	105	CERAMIC TILE	5" RUBBER	5/8" GWB	5/8" GWB	5/8" GWB	5/8" GWB	5/8" GWB	3" X 6" CERAMIC TILE SD15, GROUT 66 CHESTNUT, 5" RUBBER BASE 17B PEWTER
HALL	106	CERAMIC TILE	5" RUBBER	5/8" GWB	5/8" GWB	5/8" GWB	5/8" GWB	5/8" GWB	3" X 6" CERAMIC TILE SD15, GROUT 66 CHESTNUT, 5" RUBBER BASE 17B PEWTER
CAPTAIN	107	CERAMIC TILE	5" RUBBER	5/8" GWB	5/8" GWB	5/8" GWB	5/8" GWB	5/8" GWB	3" X 6" CERAMIC TILE SD15, GROUT 66 CHESTNUT, 5" RUBBER BASE 17B PEWTER
KITCHEN	108	CERAMIC TILE	5" RUBBER	5/8" GWB	5/8" GWB	5/8" GWB	5/8" GWB	5/8" GWB	3" X 6" CERAMIC TILE SD15, GROUT 66 CHESTNUT, 5" RUBBER BASE 17B PEWTER
DINING ROOM	109	CERAMIC TILE	5" RUBBER	5/8" GWB	5/8" GWB	5/8" GWB	5/8" GWB	5/8" GWB	3" X 6" CERAMIC TILE SD15, GROUT 66 CHESTNUT, 5" RUBBER BASE 17B PEWTER
PANTRY	110	CERAMIC TILE	5" RUBBER	5/8" GWB	5/8" GWB	5/8" GWB	5/8" GWB	5/8" GWB	3" X 6" CERAMIC TILE SD15, GROUT 66 CHESTNUT, 5" RUBBER BASE 17B PEWTER
PANTRY	111	CERAMIC TILE	5" RUBBER	5/8" GWB	5/8" GWB	5/8" GWB	5/8" GWB	5/8" GWB	3" X 6" CERAMIC TILE SD15, GROUT 66 CHESTNUT, 5" RUBBER BASE 17B PEWTER
PANTRY	112	CERAMIC TILE	5" RUBBER	5/8" GWB	5/8" GWB	5/8" GWB	5/8" GWB	5/8" GWB	3" X 6" CERAMIC TILE SD15, GROUT 66 CHESTNUT, 5" RUBBER BASE 17B PEWTER
BUNK ROOM	113	CERAMIC TILE	5" RUBBER	5/8" GWB	5/8" GWB	5/8" GWB	5/8" GWB	5/8" GWB	3" X 6" CERAMIC TILE SD15, GROUT 66 CHESTNUT, 5" RUBBER BASE 17B PEWTER
MENS TOILET	114	CERAMIC TILE	5" RUBBER	5/8" MR GWB	5/8" MR GWB	5/8" MR GWB	5/8" MR GWB	5/8" MR GWB	3" X 6" CERAMIC TILE SD15, GROUT 66 CHESTNUT, 5" RUBBER BASE 17B PEWTER
CLOSET	115	CERAMIC TILE	5" RUBBER	5/8" MR GWB	5/8" MR GWB	5/8" MR GWB	5/8" MR GWB	5/8" MR GWB	3" X 6" CERAMIC TILE SD15, GROUT 66 CHESTNUT, 5" RUBBER BASE 17B PEWTER
MENS SHOWER	116	CERAMIC TILE	5" RUBBER	5/8" MR GWB	5/8" MR GWB	5/8" MR GWB	5/8" MR GWB	5/8" MR GWB	3" X 6" CERAMIC TILE SD15, GROUT 66 CHESTNUT, 5" RUBBER BASE 17B PEWTER
APPARATUS BAYS	117	EPOXY	6" CEMENTITIOUS	MTL LINER PANEL	MTL LINER PANEL	MTL LINER PANEL	MTL LINER PANEL	MTL LINER PANEL	
UTILITY ROOM	118	EPOXY	5" RUBBER	5/8" MR GWB	5/8" MR GWB	5/8" MR GWB	5/8" MR GWB	5/8" MR GWB	5" RUBBER BASE 17B PEWTER
RESTROOM	119	EPOXY	TILE	5/8" MR GWB	5/8" MR GWB	5/8" MR GWB	5/8" MR GWB	5/8" MR GWB	
STORAGE 1	120	SEALED CONC	5" RUBBER	5/8" MR GWB	5/8" MR GWB	5/8" MR GWB	5/8" MR GWB	5/8" MR GWB	5" RUBBER BASE 17B PEWTER
MAINTENANCE BAY	121	EPOXY	6" CEMENTITIOUS	MTL LINER PANEL	MTL LINER PANEL	MTL LINER PANEL	MTL LINER PANEL	MTL LINER PANEL	
MECH/ELEC	122	SEALED CONC	5" RUBBER	5/8" MR GWB	5/8" MR GWB	5/8" MR GWB	5/8" MR GWB	5/8" MR GWB	5" RUBBER BASE 17B PEWTER
GEAR ROOM	123	SEALED CONC	5" RUBBER	5/8" MR GWB	5/8" MR GWB	5/8" MR GWB	5/8" MR GWB	5/8" MR GWB	5" RUBBER BASE 17B PEWTER
STORAGE 2	124	SEALED CONC	5" RUBBER	5/8" MR GWB	5/8" MR GWB	5/8" MR GWB	5/8" MR GWB	5/8" MR GWB	5" RUBBER BASE 17B PEWTER

GENERAL SHEET NOTES

1. ALL DIMENSIONS ARE FACE-OF-WALL TO FACE-OF-WALL UNLESS NOTED OTHERWISE.
2. ALL PLUMBING FIXTURES, FURNITURE, AND APPLIANCES THAT ARE SHOWN AS GRAYED AND DASHED ARE TO BE OWNER PROVIDED AND NOT IN CONTRACT (N.I.C.) AND ARE SHOWN FOR COORDINATION PURPOSES ONLY. CONTRACTOR TO VERIFY THOSE ITEMS OWNER FURNISHED AND CONTRACTOR INSTALLED (OFCI).
3. PROVIDE FIVE MELOMINE-CLAD WOOD SHELVES IN CLOSET 115.
4. REFER TO PARTITION TYPES FOR PARTITION THICKNESS WHERE NOT SHOWN ON PLAN.
5. ALL MANUFACTURED ARTICLES, MATERIALS, AND EQUIPMENT SHALL BE CONDITIONED, USED APPLIED, INSTALLED, CONNECTED, ERECTED, AND CLEANED IN ACCORDANCE WITH THE MANUFACTURERS WRITTEN SPECIFICATIONS OR INSTRUCTIONS.
6. FOR ALL WOOD MEMBERS REQUIRED BY CODE TO BE FIRE RETARDANT TREATED, PROVIDE PRESSURE IMPREGNATION WITH FIRE RETARDANT CHEMICALS TO PROVIDE UL FRS FIRE HAZARD CLASSIFICATION. ALL WOOD SHALL BE IDENTIFIED WITH A UL LABEL CERTIFYING THIS CLASSIFICATION AND FM DIAMOND.
7. GENERAL CONTRACTOR TO PROVIDE FIVE POUND "ABC" RATED FIRE EXTINGUISHER(S) AND/OR CABINET(S) WHERE SHOWN ON THESE PLANS.
8. ALL PENETRATIONS OF FIRE RESISTIVE FLOORS OR SHAFT WALLS SHALL BE PROTECTED BY MATERIALS AND INSTALLATION DETAILS THAT CONFORM TO UL STANDARDS FOR THROUGH PENETRATIONS FIRESTOP SYSTEMS. SEAL AROUND ALL PENETRATIONS (DUCTS, PIPES, CONDUITS, ETC) AT FIRE-RATED ASSEMBLIES. SEAL SHALL NOT DIMINISH RATING OF ASSEMBLY. AT CONCRETE, OR MASONRY, SEAL OFF OPENINGS WITH CONCRETE GROUT. AT PLASTER OR DRYWALL, DAM UP GAPS AND FILL WITH UL APPROVED SEALANT OR PUTTY PER MANUFACTURERS RECOMMENDATIONS.
9. WRAP AROUND ALL ARCHITECTURAL, MECHANICAL, OR ELECTRICAL BOXES, RECESSED/PENETRATED INTO ANY FIRE-RATED WALLS WITH 5/8" TYPE "X" GYPSUM BOARD UNLESS WALL IS OF CONCRETE CONSTRUCTION.
10. PROVIDE 4'X8'X3/4" BG PLYWOOD ON THREE WALLS FOR ATTACHMENT OF IT EQUIPMENT IN IT CLOSET 105. INSTALL PLYWOOD PANELS VERTICALLY TIGHT TO FINISH CEILING.
11. NOT USED.
12. SEE PROJECT SPECIFICATIONS FOR TOILET ACCESSORY HARDWARE SCHEDULE.
13. SEE SHEET A201 FOR MASONRY EXPANSION JOINT LOCATIONS NOT SHOWN ON THIS SHEET.

LEGEND

FIRE-RATED PARTITION - SEE PARTITION TYPES AND LIFE-SAFETY PLAN FOR DESIGNATED FIRE RATING

SMOKE PARTITION - SEE PARTITION TYPES AND LIFE-SAFETY PLAN FOR DESIGNATED RATING

DAMMON ENGINEERING, INC.
LOUISIANA & MISSISSIPPI
www.dammonengineering.com
Chief Engineer: Brian Mistich, PE
5540 Gulf Shores Road
Slidell, LA 70458
PH: 985.649.5832

#	DESCRIPTION	DATE

REVISIONS

SEAL:

NEW FIRE STATION #10
ST. TAMMANY FIRE PROTECTION DISTRICT NO. 1

2145 LAKESHORE VISTA BLVD
SLIDELL, LA 70461

JOB No:	2519	DATE:	12-03-2025
DRAWN BY:	CJCD	CHECKED BY:	JMS

THESE DRAWINGS AND SPECIFICATIONS ARE THE PROPERTY AND COPYRIGHT OF DAMMON ENGINEERING, INC. AND SHALL NOT BE USED FOR OTHER WORK AND ARE TO BE RETURNED UPON REQUEST. ALL REPRODUCTIONS MUST BEAR THE ORIGINAL COPYRIGHT NOTICE.

SHEET TITLE:
ARCHIECTURAL FLOOR PLAN, DETAIL FLOOR PLANS, AND SCHEDULES

DRAWING NUMBER:

A101

SHEET No: 18 of 37