DESIGN CRITERIA

THE CONSTRUCTION FOR SAID BUILDING, WHERE Vult WIND SPEED IS 140 MILES PER HOUR AND Vasd WIND SPEED IS 130 MPH, WIND EXPOSURE ZONE C, IS DESIGNED IN ACCORDANCE WITH: AMERICAN FOREST AND PAPER ASSOCIATION (AF&PA) WOOD FRAME CONSTRUCTION MANUAL FOR ONE AND TWO FAMILY DWELLINGS (WFCM) 2001 EDITION AS WELL AS THE INTERNATIONAL RESIDENTIAL CODE (IRC) 2021 EDITION. STRUCTURE SHALL BE BUILT TO THE 2021 INTERNATIONAL ENERGY CONSERVATION CODE (2021 IECC) AND STATE AMENDMENTS ADOPTED JULY 1, 2023.

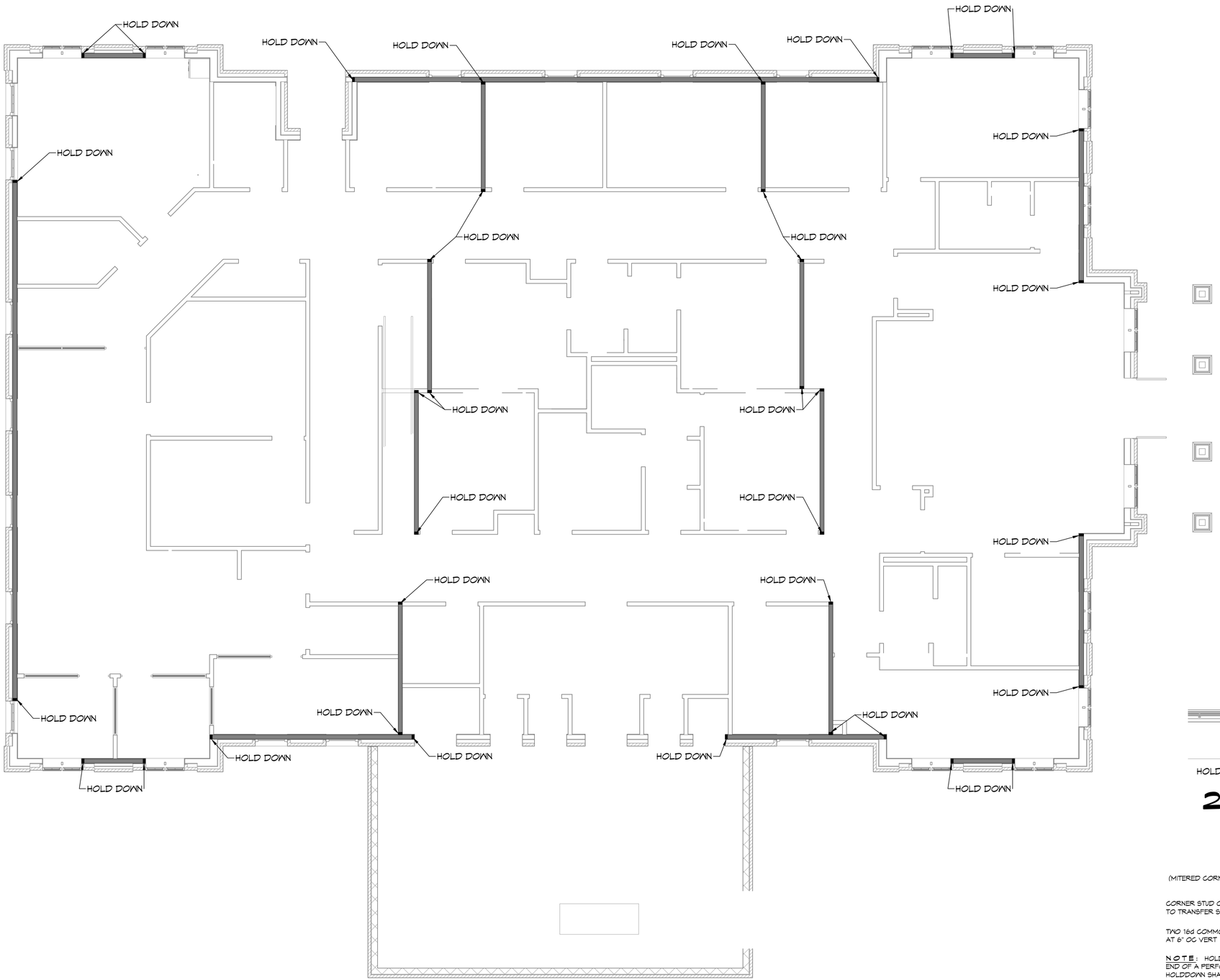

1 SHEARWALL PLAN
SCALE: 3/16" = 1'-0"

DENOTES A SITE-BUILT SHEAR WALL. SITE BUILT SHEAR ALLS CONSIST OF STUD WALLS OF THE NOTED SIZE AND SPACING WITH 7/16" SHEATHING FASTENED TO THE WALL FRAMING WITH 8d COMMON NAILS @ 6" O.C. AT PANEL EDGES AND 12" O.C. IN THE FIELD. PROVIDE HORIZONTAL BLOCKING AT ALL PANEL EDGES. PROVIDE A HOLD DOWN AT EACH END OF THE SHEAR WALL AS DETAILED.

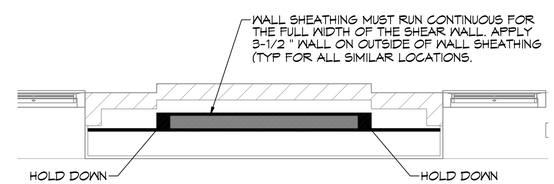

2 SHEAR WALL PLAN DETAIL
SCALE: 3/4" = 1'-0"

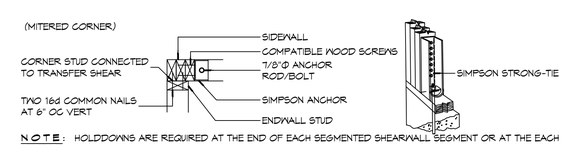

NOTE: HOLDDOWNS ARE REQUIRED AT THE END OF EACH SEGMENTED SHEARWALL SEGMENT OR AT THE EACH END OF A PERFORATED SHEARWALL. WHEN FULL HEIGHT SHEARWALL SEGMENTS MEET AT A CORNER, A SINGLE HOLDDOWN SHALL BE PERMITTED TO BE USED TO RESIST THE OVERTURNING FORCES IN BOTH DIRECTIONS WHEN THE CORNER FRAMING IN THE ADJOINING WALLS IS FASTENED TOGETHER TO TRANSFER THE UPLIFT LOAD.

3 HOLD DOWN
SCALE: 1/8" = 1'-0"

SHEARWALL PLAN

DAMMON ENGINEERING, INC.
LOUISIANA & MISSISSIPPI
www.dammonengineering.com
info@dammonengineering.com
PH: 985.649.5832
Chief Engineer: Brian Mistech, PE
554 Old Spanish Trail
Slidell, LA 70458

#	DESCRIPTION	DATE

REVISIONS

SEAL:
STATE OF LOUISIANA
BRIAN A. MISTICH
License No. 30187
PROFESSIONAL ENGINEER

NEW MEDICAL OFFICE
DIANA OAK HARBOR REAL ESTATE LLC
540 OAK HARBOR BLVD
SLIDELL, LA 70458

JOB No:	2513
DATE:	05-16-2025
DRAWN BY:	CAD
CHECKED BY:	JMS

ALL IDEAS, DESIGNS, ARRANGEMENTS, AND PLANS INDICATED OR REPRESENTED BY THIS DOCUMENT ARE THE PROPERTY OF DAMMON ENGINEERING, INC. AND WERE PREPARED FOR USE ON THE PROJECT TO WHICH THEY HAVE BEEN PREPARED BY DAMMON ENGINEERING, INC. NO OTHER USE, REPRODUCTION, OR DISTRIBUTION OF THESE DOCUMENTS MAY BE MADE WITHOUT THE EXPRESS WRITTEN CONSENT OF DAMMON ENGINEERING, INC. ©2025 DAMMON ENGINEERING, INC. ALL RIGHTS RESERVED.

SHEET TITLE:
SHEARWALL PLAN AND DETAIL

DRAWING NUMBER:
S1

SHEET No: 32 of 52

FILE NAME: J:\-- Hospitals -- Medical -- Dentist\2513 -- Pontiac Stone Facility NAMM\Current Drawings to Use\S1 -- Shearwall Plan.dwg PLOT DATE & TIME: Friday, May 16, 2025 3:20:26 PM