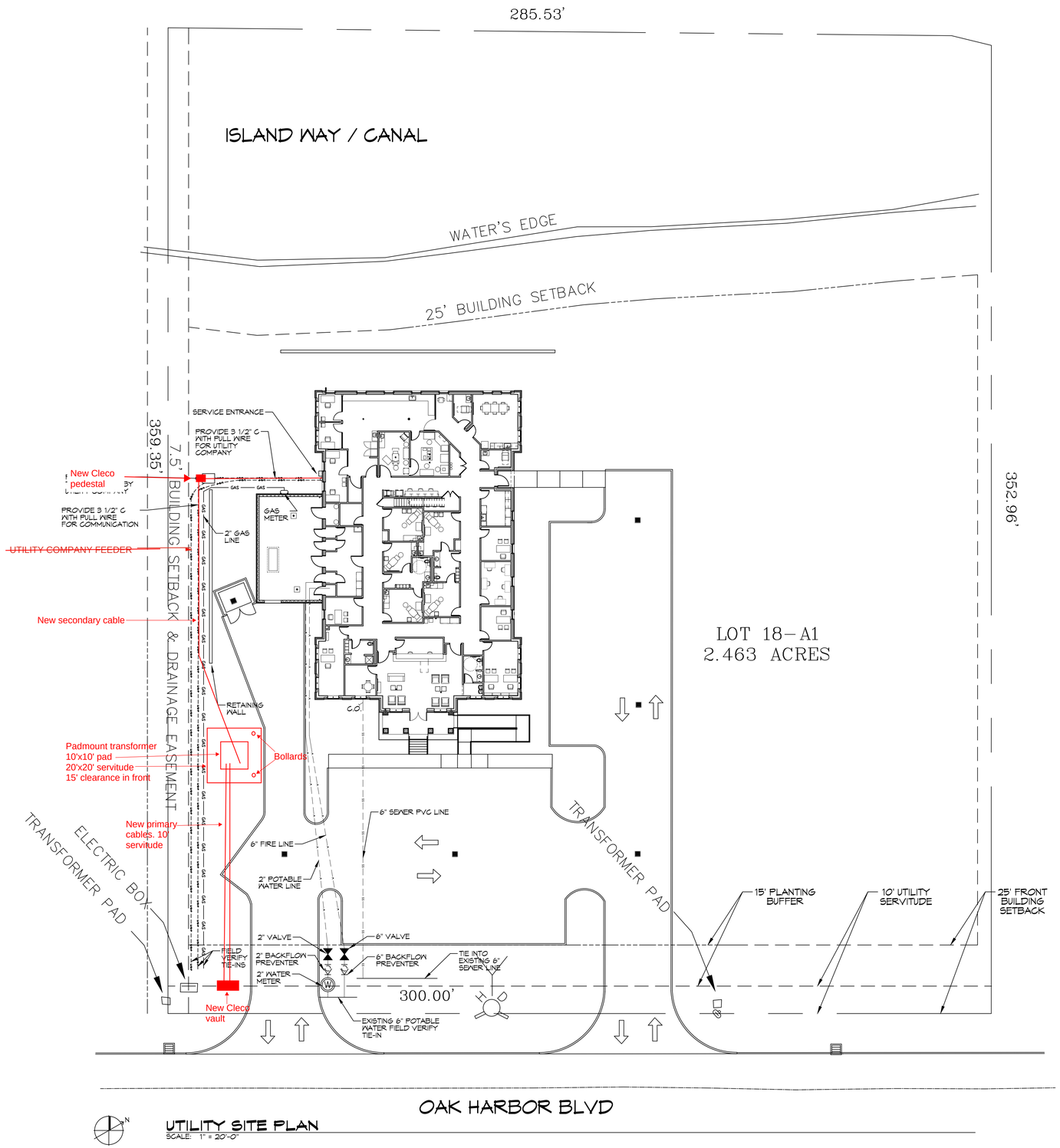

UTILITY SITE PLAN
SCALE: 1" = 20'-0"

GENERAL SITE NOTES

1. PROVIDE ALL LABOR, MATERIAL AND EQUIPMENT FOR A COMPLETE OPERATING SYSTEM. CONTRACTOR IS TO FIELD VERIFY ALL EXISTING UTILITY LOCATIONS, ELEVATIONS, AND INVERTS PRIOR TO COMMENCING ANY WORK. CONTRACTOR SHALL PAY NECESSARY FEES FOR THE UTILITIES CONNECTIONS.
2. CONTRACTOR TO BE RESPONSIBLE TO VERIFY ANY INVERTS AND SET NEW INVERTS OF SEWAGE AND DRAINAGE PIPES.
3. ALL WORK AND MATERIAL TO COMPLY STRICTLY TO THE LATEST LOCAL CITY PARISH, STATE, AND NATIONAL GOVERNING CODES.
4. SEWAGE LINES 3" AND SMALLER SHALL BE SLOPED 1/4" PER FOOT AND LINES THAT ARE 4" AND LARGER SHALL BE SLOPED 1/8" PER FOOT.
5. CONTRACTOR SHALL CONTACT LOUISIANA ONE CALL PRIOR TO COMMENCEMENT OF SITE EXCAVATION.
6. CONTACT BENJAMIN LUCAS WITH THE MAGNOLIA WATER UTILITY DEPARTMENT AT (314) 406-7080 FOR TAPS. BLUCAS@CSWRGROUP.COM

SITE UTILITIES LEGEND

- —— V —— V —— NEW WATER LINE
- —— S —— S —— NEW SEWER LINE
- —— UP —— UP —— UNDERGROUND POWER
- —— GAS —— GAS —— UNDERGROUND GAS

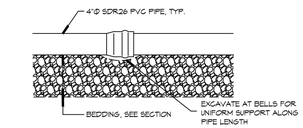

DETAIL
SCALE: N.T.S. TYPICAL PIPE BEDDING

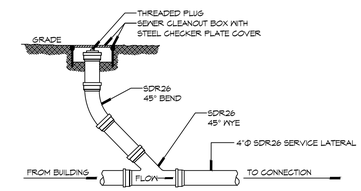

DETAIL
SCALE: N.T.S. SEWER CLEAN OUT

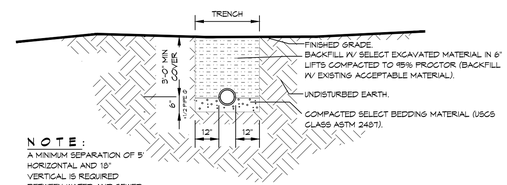

NOTE:
A MINIMUM SEPARATION OF 5' HORIZONTAL AND 18" VERTICAL IS REQUIRED BETWEEN WATER AND SEWER LINES. SEWER LINE SHALL BE A MINIMUM 18" BELOW THE WATER LINE.

DETAIL
SCALE: N.T.S. SEWER AND WATER SEPERATION

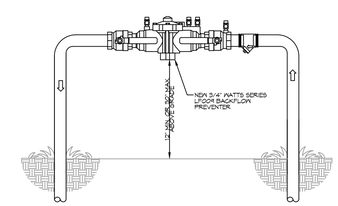

TYPICAL RISER DETAIL
SCALE: N.T.S. TYPICAL

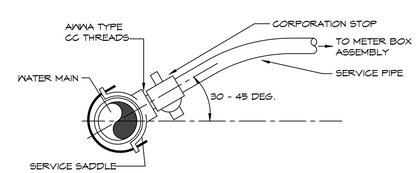

WATER SERVICE CONNECTION
SCALE: N.T.S. TYPICAL

DAMMON ENGINEERING, INC.
LOUISIANA & MISSISSIPPI
www.dammonengineering.com
info@dammonengineering.com
PH: 985.649.5832
Chief Engineer: Brian Mistich, PE
554 Old Spanish Trail
Slidell, LA 70458

#	DESCRIPTION	DATE

REVISIONS

SEAL:

NEW MEDICAL OFFICE
POSITIVE STEPS FERTILITY
500 OAK HARBOR BLVD
SLIDELL, LA 70458

JOB No:	2913
DATE:	05-07-2025
DRAWN BY:	CKD
CHECKED BY:	BAM

THE DRAWINGS, SPECIFICATIONS AND OTHER DOCUMENTS, MODELS AND COMPUTER SOFTWARE PROVIDED BY DAMMON ENGINEERING, INC. ARE THE PROPERTY OF DAMMON ENGINEERING, INC. AND ARE THE PROPERTY OF DAMMON ENGINEERING, INC. THE DRAWINGS, SPECIFICATIONS AND OTHER DOCUMENTS, MODELS AND COMPUTER SOFTWARE PROVIDED BY DAMMON ENGINEERING, INC. ARE NOT TO BE USED FOR ANY PURPOSE OTHER THAN THE PROJECT SPECIFIED ABOVE WITHOUT THE WRITTEN CONSENT OF DAMMON ENGINEERING, INC. ANY USE OF THE DRAWINGS, SPECIFICATIONS AND OTHER DOCUMENTS, MODELS AND COMPUTER SOFTWARE PROVIDED BY DAMMON ENGINEERING, INC. FOR ANY PURPOSE OTHER THAN THE PROJECT SPECIFIED ABOVE WITHOUT THE WRITTEN CONSENT OF DAMMON ENGINEERING, INC. IS PROHIBITED.

SHEET TITLE:
UTILITY SITE PLAN

DRAWING NUMBER:
C105