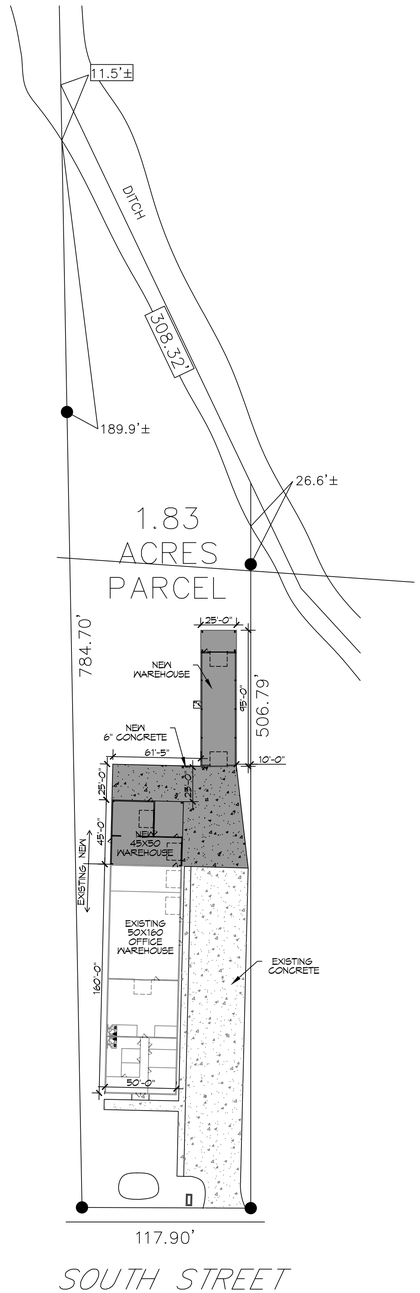

1 PROPOSED SITE PLAN
SCALE: 1" = 50'-0"

PLANNING

ZONED I-3 HEAVY INDUSTRIAL

FLOOD ZONE

FLOOD ZONE "C" BASE FLOOD ELEVATION N/A

BUILDING ELEVATION

EXISTING NATURAL GRADE ELEVATION = 16.0'
FINISHED FLOOR ELEVATION = 16.5'

BUILDING

EXISTING BUILDING SQUARE FOOTAGE 8,000
ADDITION OF WAREHOUSE SQUARE FOOTAGE 2250
NEW WAREHOUSE SQUARE FOOTAGE 2375

DAMMON ENGINEERING, INC.
LOUISIANA & MISSISSIPPI
www.dammonengineering.com
info@dammonengineering.com
PH: 985.649.5832
Chief Engineer: Brian Mistich, PE
554 Old Spanish Trail
Slidell, LA 70458

REVISIONS

#	DESCRIPTION	DATE

SEAL:

11/8/2023

NEW WAREHOUSE
SEC-SPECIALITY
ENHANCED
IMAGING
424 SOUTH STREET
SLIDELL, LA 70460

JOB No:	2496	DATE:	07-09-2024
DRAWN BY:	CKD	CHECKED BY:	JMS

The data, drawings and specifications, including but not limited to the concepts, designs and ideas contained herein, are the property of Dammon Engineering, and shall not be used for any purpose other than the specific project for which they were prepared and shall not be reproduced, copied or disclosed to others without written consent of Dammon Engineering. Prior to construction, the contractor shall verify all dimensions, conditions and specifications and shall report any discrepancies to Dammon Engineering.

SHEET TITLE:
SITE PLAN

DRAWING NUMBER:
C101

SHEET No: 2 of 8

FILE NAME: J:_Office Warehouse\2496 - Big South 424 South Street Slidell\Drawings\Current Drawings\C101 - Site Plan.dwg PLOT DATE & TIME: Tuesday, May 13, 2025 12:52:22 AM

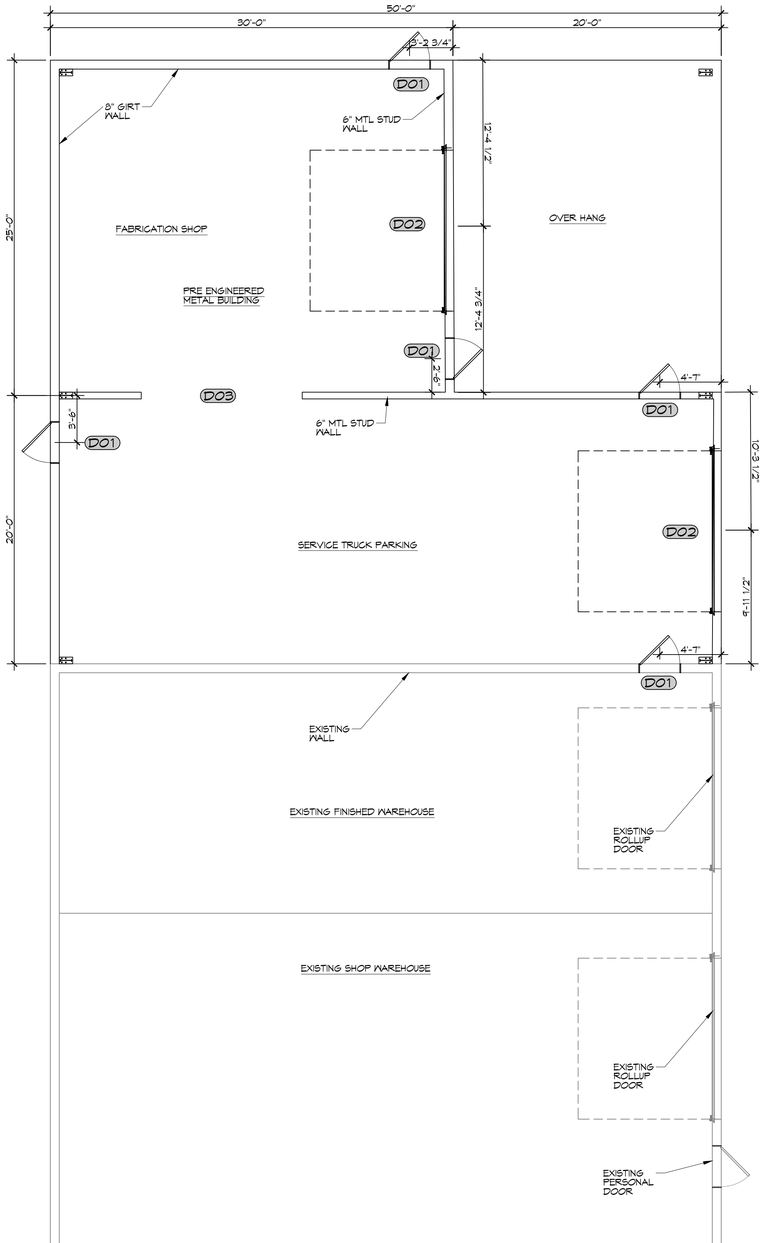

6 WAREHOUSE ADDITION
SCALE: 3/16"= 1'-0"
OVERALL PLAN

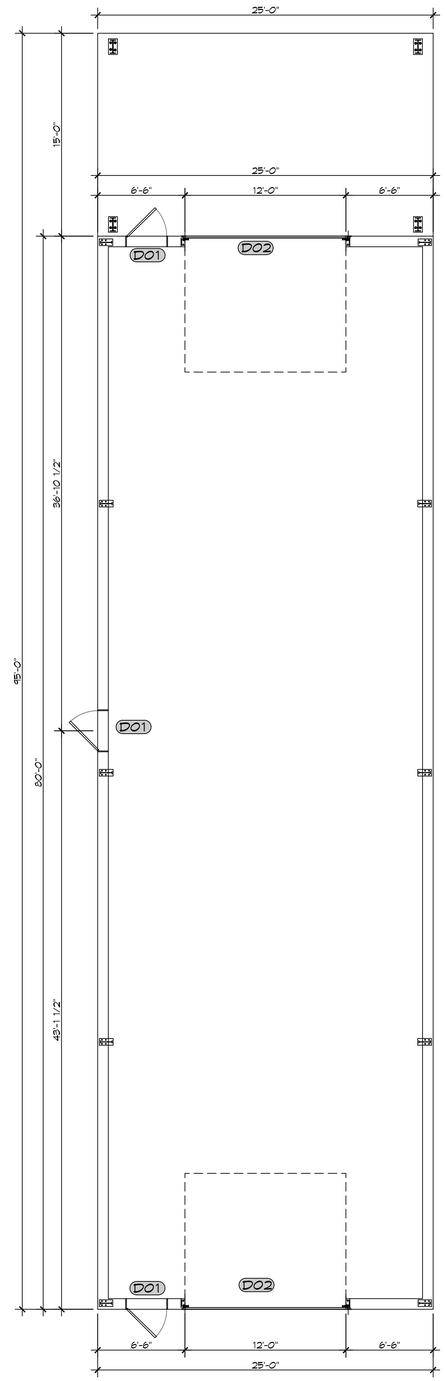

6 WAREHOUSE
SCALE: 3/16"= 1'-0"
OVERALL PLAN

FINISH SCHEDULE

ROOM	FLOOR	BASE	CEILING	WALLS	NOTES
WAREHOUSE	BROOM FINISH CONCRETE	N/A	OPEN TO ROOF	METAL PANELS	

DOOR SCHEDULE

MK	WIDTH	HEIGHT	THK	DOOR MAT	FRAME	FR	REMARKS
D01	3'-0"	6'-8"	1-3/4"	STEEL	MTL	NR	INSULATED WITH CLOSER
D02	12'-0"	14'-0"	-	STEEL	MTL	NR	ROLL UP DOOR

NOTE: ALL DOORS ARE TO BE FITTED WITH COMMERCIAL GRADE HARDWARE AND HANDLES.

ALL EXTERIOR DOOR ASSEMBLES TO BE RATED FOR 140 MPH WINDS AND SHALL BE MISSILE IMPACT RESISTANT.

DOORS IN A REQUIRED MEANS OF EGRESS SERVING ANY ASSEMBLY AREA HAVING AN OCCUPANT LOAD OF 50 OR MORE PERSONS SHALL NOT BE EQUIPPED WITH A LATCH OR LOCK OTHER THAN PANIC HARDWARE OR FIRE EXIT HARDWARE.

GENERAL NOTES

1. INSULATION AND INSULATION ASSEMBLIES SHALL MEET THE REQUIREMENTS OF IBC 2021 SECTION 720.
   A. CONCEALED INSULATION SHALL HAVE A FLAME SPREAD OF 0-25 AND SMOKE DEVELOPED INDEX OF 0-450.
   B. FACING SHALL COMPLY WITH IBC 2021.
2. ALL MATERIALS SHALL BE NEW AND UL LISTED.
3. NO WORK SHALL BE CONCEALED UNTIL APPROVED BY LOCAL INSPECTORS.
4. CONSTRUCTION SHALL COMPLY WITH ALL PARISH, STATE, AND LOCAL CODES.
5. CONTRACTOR TO GUARANTEE WORK FOR ONE YEAR FROM DATE OF SUBSTANTIAL COMPLETION.
6. CONTRACTOR SHALL FURNISH WATER AND POWER FROM EXISTING SOURCES.
7. EXTERIOR CAULKING SHALL BE THIOKAL CAULK.
8. PAINT SHALL BE SHERWIN WILLIAMS OR EQUIVALENT AND APPROPRIATE FOR THE SUBSTRATE TO WHICH IT IS APPLIED AS RECOMMENDED BY PAINT MANUFACTURER. ALL WORK TO RECEIVE THREE COATS (ONE PRIMER COAT, TWO FINISH COATS) UNLESS OTHERWISE RECOMMENDED BY PAINT MANUFACTUER. COLORS TO BE SELECTED BY OWNER.
9. PROVIDE CLEANUP ON A REGULAR BASIS. NO TRASH SHALL BE STORED INSIDE BUILDING PREMISES.
10. USE 2x6 STUDS, OR TWO 2x4 STAGGERED STUDS WITH 2x6 SILL PLATE AT ALL WALLS WHERE 4" PIPE IS INDICATED. SEE PLUMBING RISER DIAGRAM FOR PIPE SIZE.
11. PROVIDE GALVANIZED METAL PAN WITH DRAIN AT ALL WATER HEATERS.
12. ALL FLOORING SHALL MEET OR EXCEED ADA GUIDELINES REQUIREMENTS FOR SLIP RESISTANCE.
13. INTERIOR LOCKS ON DOORS IN MEANS OF EGRESS SHALL NOT REQUIRE THE USE OF A KEY, SPECIAL KNOWLEDGE, OR SPECIAL DEVICE TO OPEN IN THE DIRECTION OF EGRESS. ALL DOORS SHALL HAVE LEVER TYPE HANDLES.
14. INTERIOR WALLS AND CEILINGS SHALL HAVE A FLAME SPREAD OF 0-200 AND A SMOKE DEVELOPMENT RATING OF 0-450; PER IBC 2015.
15. ALL WORK SHALL COMPLY WITH THE LATEST EDITION OF ALL LOCAL, STATE, AND NATIONAL CODES COVERING THE TYPE OF WORK BEING PERFORMED.
16. PROVIDE PORTABLE FIRE EXTINGUISHERS IN ACCORDANCE WITH NFPA 101. SEE APPENDIX "E" OF NFPA 101 FOR DISTRIBUTION OF EXTINGUISHERS.
17. ALL FIRE WALLS SHALL EXTEND TIGHT TO ROOF DECK AND BE SEALED WITH AN APPROVED FIRE CAULK.
18. ALL ELECTRICAL, MECHANICAL, AND PLUMBING MATERIALS PENETRATING FIRE WALLS SHALL BE FIRE CAULKED. (PENETRATIONS THROUGH RATED CONSTRUCTION SHALL BE SEALED WITH A MATERIAL CAPABLE OF PREVENTING THE PASSAGE OF FLAMES AND HOT GASES WHEN TESTED IN ACCORDANCE WITH ASTM-E814.) SEAL ALL JOINTS, PENETRATIONS, AND ALL OTHER SUCH OPENINGS IN THE BUILDING ENVELOPE THAT ARE SOURCES OF AIR LEAKAGE.
19. SERVICE COUNTERS SHALL HAVE AN ACCESSIBLE WRITING SURFACE IN COMPLIANCE WITH ADAAG ACCESSIBILITY GUIDELINES 2010, SECTION 902.3.

DAMMON ENGINEERING, INC.
LOUISIANA & MISSISSIPPI
www.dammonengineering.com
info@dammonengineering.com
PH: 985.649.5832
Chief Engineer: Brian Mistich, PE
5540 Sunset Trail
Slidell, LA 70458

#	DESCRIPTION	DATE

REVISIONS

SEAL:

NEW WAREHOUSE
SEC-SPECIALITY ENHANCED IMAGING
429 SOUTH STREET
SLIDELL, LA 70460

JOB No:	2449
DATE:	05-13-2025
DRAWN BY:	CKD
CHECKED BY:	JMS

THE ABOVE CONTAINS THE PROPERTY OF DAMMON ENGINEERING, INC. THE REPRODUCTION, ALTERATION OR USE OF THIS DESIGN, DRAWING, SPECIFICATION, OR ANY OTHER INSTRUMENT OF SERVICE FOR ANY PURPOSE NOT SPECIFICALLY AUTHORIZED IN WRITING BY DAMMON ENGINEERING, INC. IS PROHIBITED. ONLY THE OWNER OF RECORD FOR WHOM THE WORK HAS BEEN PROGRAMMED AND PROVIDED WITH THE SERVICES CONTAINED IN THIS DOCUMENT MAY USE THE DOCUMENT FOR THE PURPOSE INTENDED ONLY UPON FULL PAYMENT TO DAMMON ENGINEERING, INC.

SHEET TITLE:
FLOOR PLAN

DRAWING NUMBER:
A101

SHEET No: 5 of 5

FILE NAME: J:\- Office Warehouse\2449 - Big Stats 429 South Street Slidell\Drawings\Current Drawings\A101 - Floor Plan.dwg PLOT DATE & TIME: Tuesday, May 13, 2025 10:28:11 AM