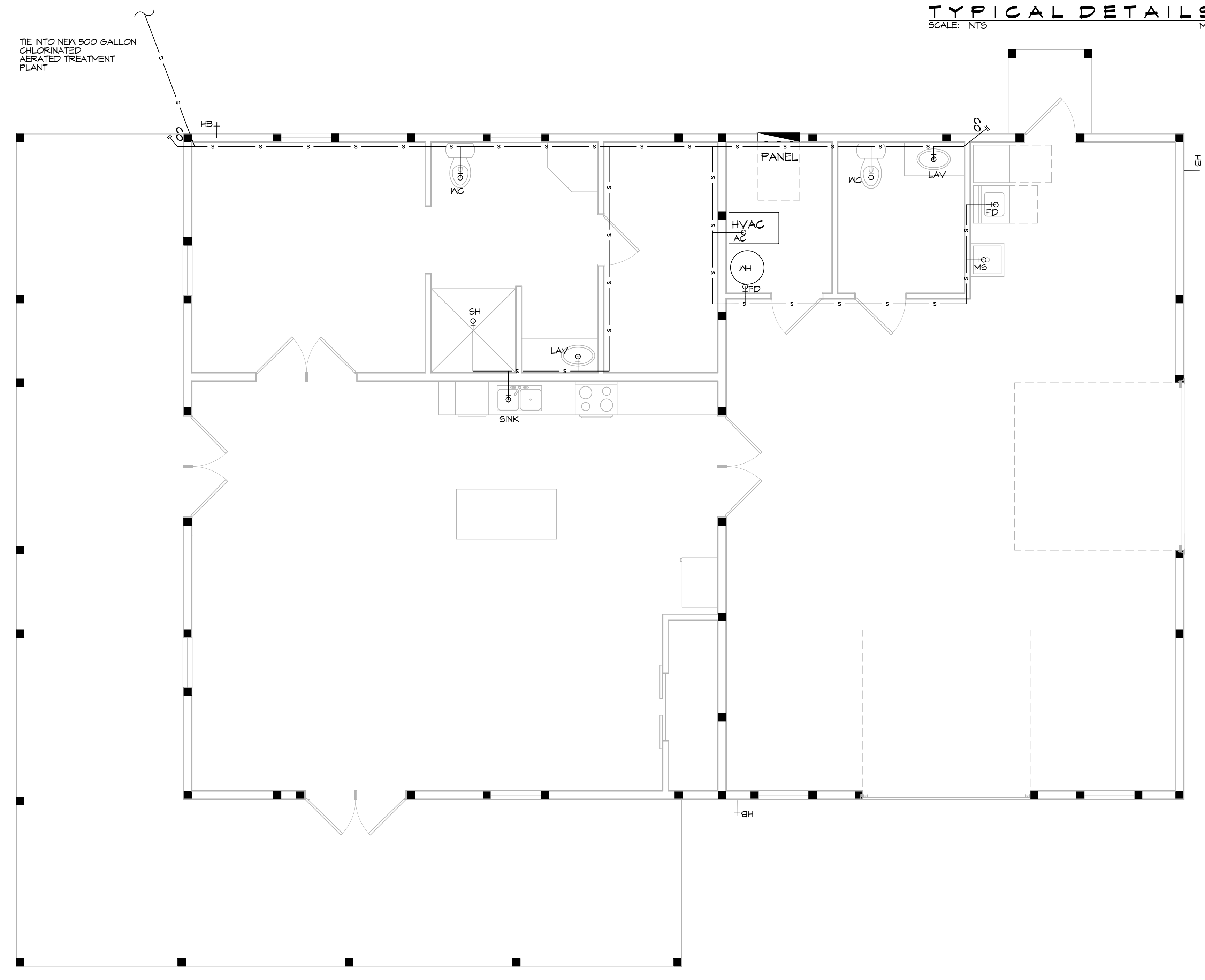
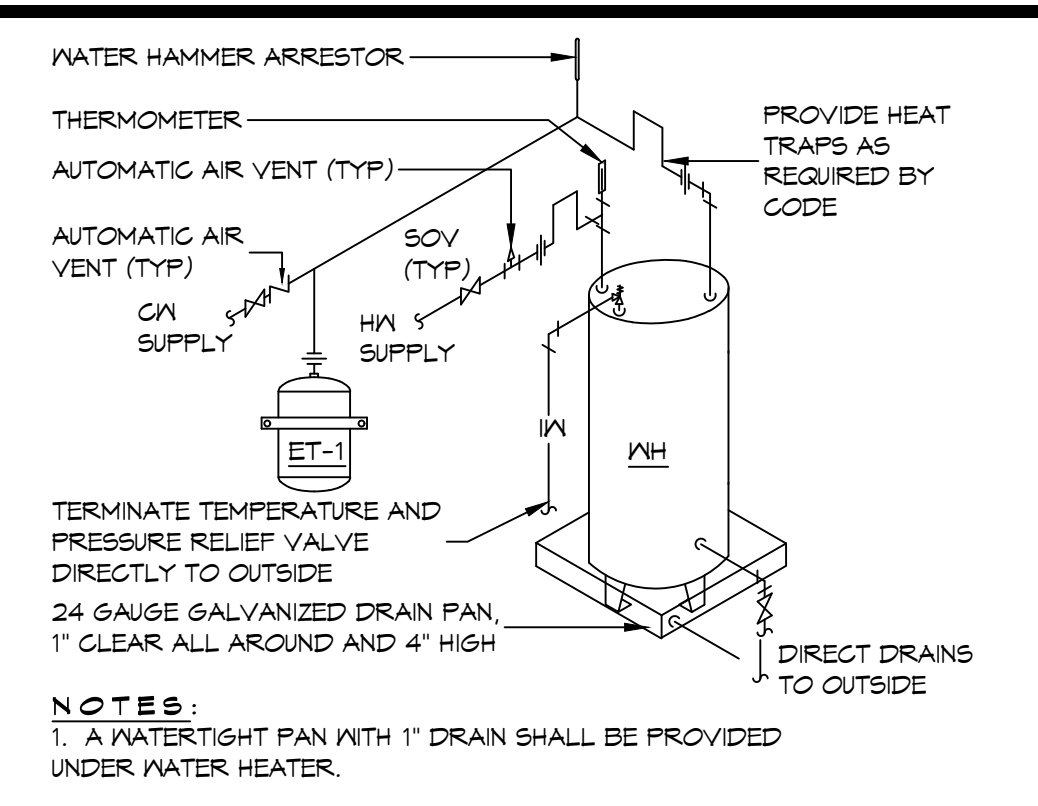


FILE NAME: A:\RESIDENTIAL\30116 Mockingbird Loop Pearl River\30116.dwg
 DATE: 9/15/2023 10:52:38 AM
 PLOT DATE: 9/15/2023 10:52:38 AM
 PLOT BY:



2 PLUMBING PLAN
SCALE: 1/4"=1'-0"



TYPICAL DETAILS
SCALE: NTS MISCELLANEOUS PLUMBING

GENERAL PLUMBING NOTES

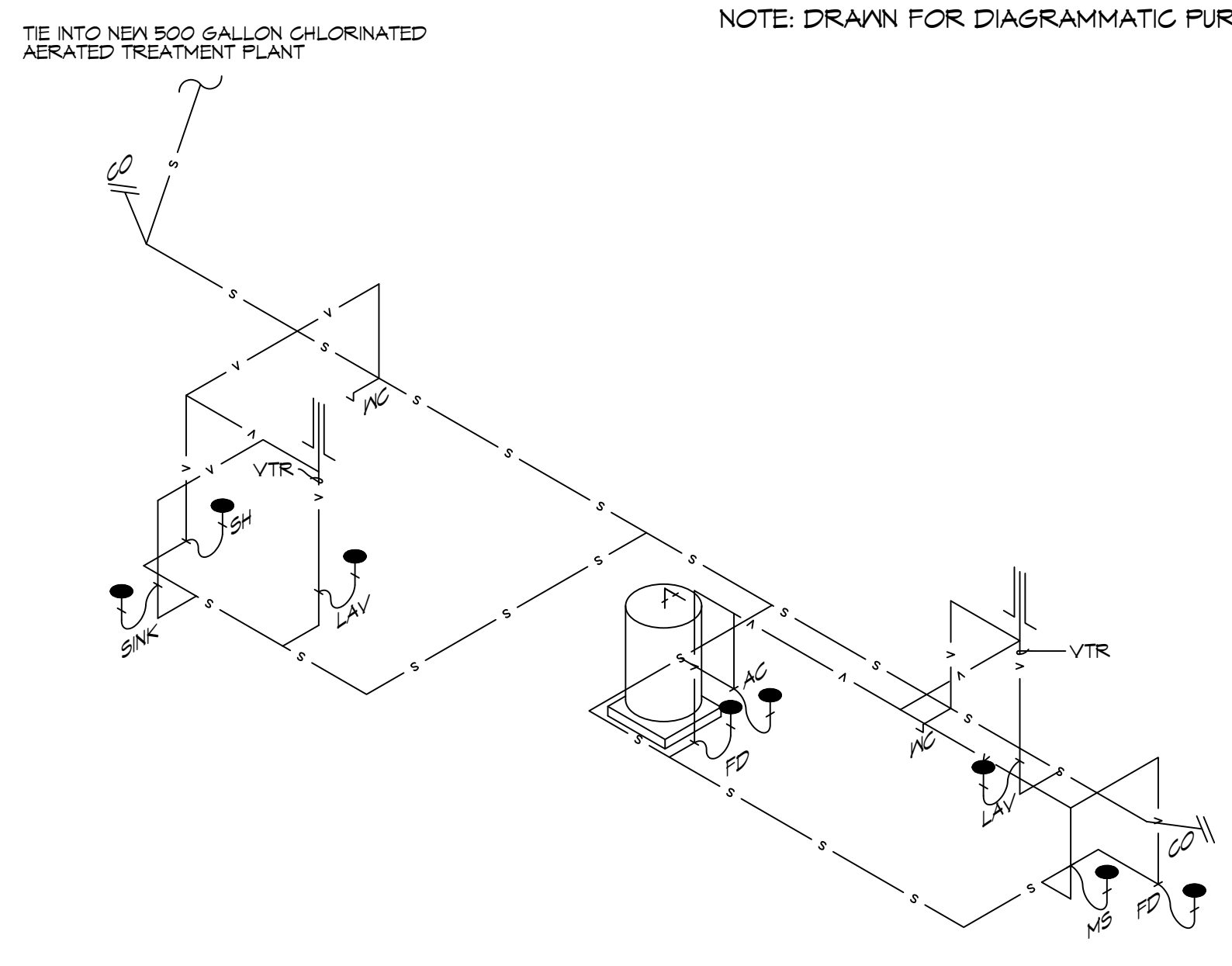
- PLUMBING LINES SHOWN ARE DRAWN DIAGRAMMATIC IN NATURE AND REPRESENT CONCEPTUAL ROUTING ONLY. CONTRACTOR IS RESPONSIBLE FOR FIELD VERIFICATION OF ALL ACTUAL CONDITIONS.
- PROVIDE ALL LABOR, MATERIAL, TRANSPORTATION, SUPERVISION, CLEAN-UP, SERVICES, AND EQUIPMENT FOR A COMPLETE OPERATING SYSTEM. THE SYSTEM SHALL INCLUDE HOT AND COLD WATER PIPING, SEWER AND VENT PIPING, INSULATION, WATER HEATER, HANGERS, VALVES, SUPPORTS WITHOUT ANY RESTRICTIONS TO VOLUME, CUT AND PATCH AS REQUIRED TO INSTALL PIPES.
- ALL WORK AND MATERIAL SHALL CONFORM STRICTLY TO THE LATEST LOCAL CITY, PARISH, STATE AND NATIONAL GOVERNING CODES. MUST MEET LA STATE PLUMBING CODE 2013 REQUIREMENTS.
- CONTRACTOR IS TO FIELD VERIFY ALL EXISTING UTILITY LOCATIONS, ELEVATIONS AND SIZES PRIOR TO COMMENCING ANY WORK. CONTRACTOR SHALL PAY NECESSARY FEES FOR THE UTILITIES CONNECTIONS.
- CONTRACTOR IS RESPONSIBLE TO VERIFY THE EXISTING INVERTS AND SET NEW INVERTS OF SEWERAGE AND DRAINAGE PIPES.
- SEWERAGE LINES 3-INCH AND SMALLER SHALL BE SLOPED 1/4" PER FOOT AND LINES 4-INCH AND LARGER SHALL BE 1/8" PER FOOT.
- TEST ALL PIPING AT REQUIRED PRESSURE.
- ALL PLUMBING SHALL BE CLOSELY COORDINATED WITH STRUCTURAL, MECHANICAL SYSTEM AND ELECTRICAL SYSTEMS TO INSURE NO TRADES WILL CONFLICT WITH EACH OTHER.
- DO NOT SCALE DRAWINGS. SEE ARCHITECTURAL DRAWINGS FOR EXACT LOCATIONS OF DOORS, WINDOWS, WALLS, FIXTURES, ETC.
- ALL WATER MAINS AND PIPING NOT SHOWN FOR CLARITY, ALL LOCATIONS FIELD VERIFIED.
- DOMESTIC HOT AND COLD WATER PIPING AND FITTINGS UNDER SLAB SHALL BE ASTM B88 COPPER WATER TUBE, TYPE K, SOFT ANNEALED. NO JOINTS SHALL BE ALLOWED UNDER THE SLAB OR PEX PIPING.
- DOMESTIC WATER PIPING AND FITTINGS ABOVE THE SLAB SHALL BE ASTM B88 COPPER WATER TUBE, TYPE L, HARD DRAWN WITH COPPER PRESSURE TYPE FITTINGS, ANSI B16.22. THE JOINTS SHALL BE SOLDERED TYPE USING ASTM B32, ALLOY GRADE #5A (95-5) SOLDER OR PEX PIPING.
- SOIL, WASTE, VENT PIPING AND FITTINGS ABOVE THE SLAB SHALL BE SERVICE WEIGHT CAST IRON PIPE WITH BELL AND SPIGOT ENDS AND ONE PIECE NEOPRENE INSERT TYPE GASKET. USE PVC SCHEDULE 40 OR ABS DWV PIPES AND FITTINGS WHERE PERMITTED BY CODE.
- ALL WATER PIPING AND FITTINGS ABOVE THE FLOOR SHALL BE INSULATED WITH 1/2" THICK FIBERGLASS INSULATION AND JACKET.
- ALL ELECTRICAL, MECHANICAL AND PLUMBING ELEMENTS PENETRATING FIRE PARTITIONS SHALL BE FIRE CAULKED. PENETRATIONS THROUGH RATED CONSTRUCTION SHALL BE SEALED WITH A MATERIAL CAPABLE OF PREVENTING THE PASSAGE OF FLAMES AND HOT GASES WHEN TESTED IN ACCORDANCE WITH ASTM-E814.
- ALL VENTS THROUGH ROOF (VTR) SHALL BE LOCATED A MINIMUM OF 10'-0" FROM ANY MECHANICAL OR NATURAL AIR INTAKE.

OWNER TO COORDINATE WITH PLUMBER ON MATERIAL OF PLUMBING LINES
WATER FILTRATION SYSTEM TO BE ADDED- VERIFY LOCATION WITH OWNER

PLUMBING ABBREVIATIONS			
LAV	LAVATORY	MH	WATER HEATER
WC	WATER CLOSET		
MS	MOP SINK		

LEGEND	
SYMBOL	DESCRIPTION
—S—S—	SEWER LINE
—V—V—	VENT PIPE
—FD—	FLOOR DRAIN
—CO—	CLEAN OUT
—HB—	HOSE BIB

NOTE: DRAWN FOR DIAGRAMMATIC PURPOSE ONLY



3 PLUMBING RISER DIAGRAM
SCALE: N.T.S.

DAMMON ENGINEERING, INC.
 LOUISIANA & MISSISSIPPI
 Chief Engineer: Brian Misch, PE
 554 Old Spanish Trail
 Slidell, LA 70458
 www.dammonengineering.com
 info@dammonengineering.com
 PH: 985.649.5832

REVISIONS	DATE
#	DESCRIPTION

SEAL:

HOUSE PLAN
SARGELA FEHN
 35165 MOCKINGBIRD LOOP
 PEARL RIVER, LA, 70452
 JOB No: 30116
 DRAWN BY: SCZ
 CHECKED BY: GCD
 DATE: 9-15-2023

SHEET TITLE:
PLUMBING PLAN AND
PLUMBING RISER DIAGRAM

DRAWING NUMBER:
P101
SHEET No: 2 of 7