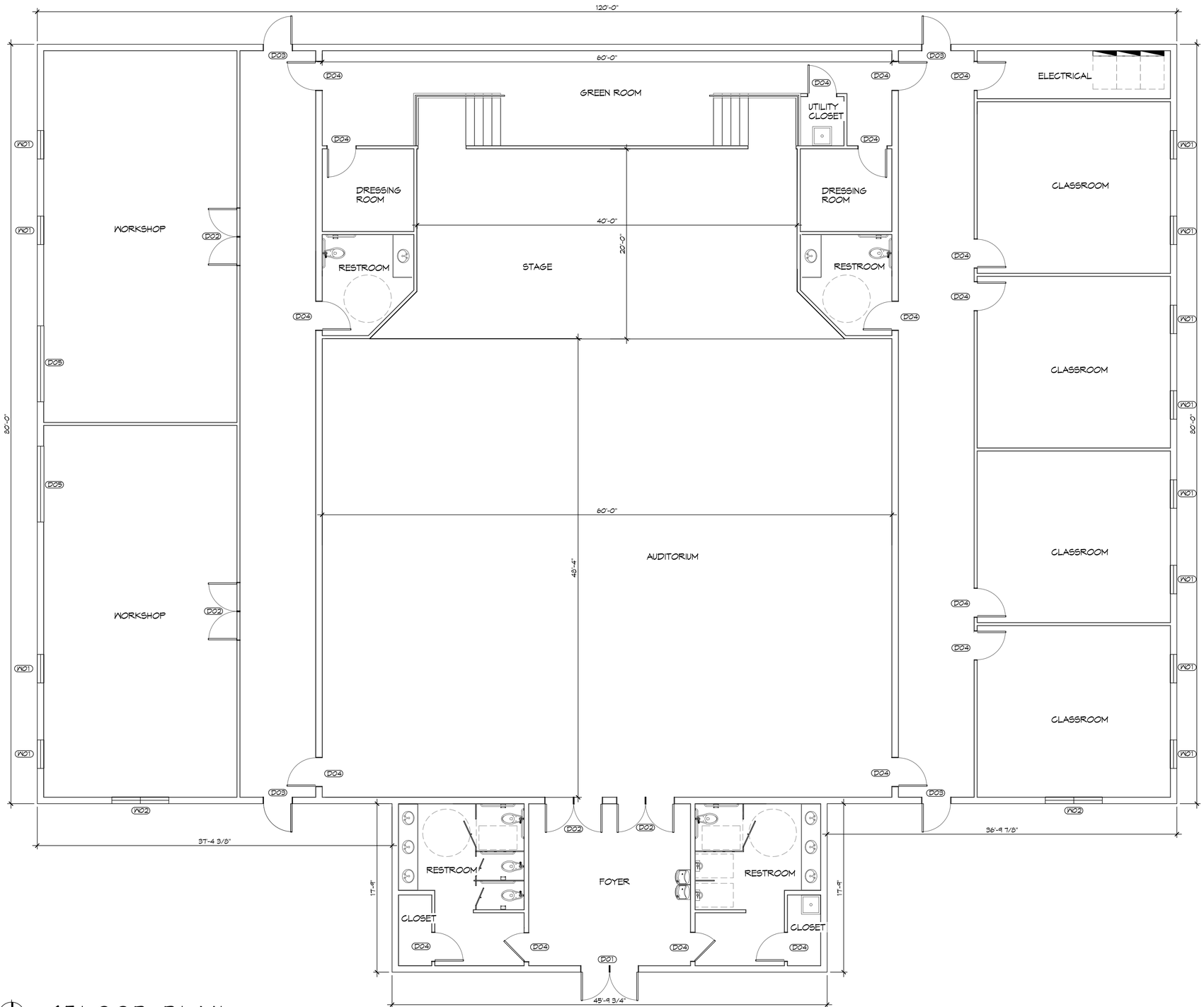

1 FLOOR PLAN
SCALE: 3/16"=1'-0"

N

GENERAL NOTES

1. INSULATION AND INSULATION ASSEMBLIES SHALL MEET THE REQUIREMENTS OF IBC 2012 SECTION 719.
   A. CONCEALED INSULATION SHALL HAVE A FLAME SPREAD OF 0-25 AND SMOKE DEVELOPED INDEX OF 0-450. EXCEPT THAT IN COMBUSTIBLE (WOOD FRAME) CONSTRUCTION.
   B. FACING SHALL COMPLY WITH IBC 2012.
2. ALL MATERIALS SHALL BE NEW AND UL LISTED.
3. NO WORK SHALL BE CONCEALED UNTIL APPROVED BY LOCAL INSPECTORS.
4. CONSTRUCTION SHALL COMPLY WITH ALL PARISH, STATE, AND LOCAL CODES.
5. CONTRACTOR TO GUARANTEE WORK FOR ONE YEAR FROM DATE OF SUBSTANTIAL COMPLETION.
6. CONTRACTOR SHALL FURNISH WATER AND POWER FROM EXISTING SOURCES.
7. EXTERIOR CAULKING SHALL BE THIOKAL CAULK.
8. PAINT SHALL BE SHERWIN WILLIAMS OR EQUIVALENT AND APPROPRIATE FOR THE SUBSTRATE TO WHICH IT IS APPLIED AS RECOMMENDED BY PAINT MANUFACTURER. ALL WORK TO RECEIVE THREE COATS (ONE PRIMER COAT, TWO FINISH COATS) UNLESS OTHERWISE RECOMMENDED BY PAINT MANUFACTUER. COLORS TO BE SELECTED BY OWNER.
9. PROVIDE CLEANUP ON A REGULAR BASIS. NO TRASH SHALL BE STORED INSIDE BUILDING PREMISES.
10. ALL BATT INSULATION SHALL HAVE A CLASS "A" (0-25) FLAME SPREAD IN COMPLIANCE WITH IBC 2012.
11. USE 2x6 STUDS, OR TWO 2x4 STAGGERED STUDS WITH 2x6 SILL PLATE AT ALL WALLS WHERE 4" PIPE IS INDICATED. SEE PLUMBING RISER DIAGRAM FOR PIPE SIZE.
12. PROVIDE GALVANIZED METAL PAN WITH DRAIN AT ALL WATER HEATERS.
13. ALL FLOORING SHALL MEET OR EXCEED ADA GUIDELINES REQUIREMENTS FOR SLIP RESISTANCE.
14. INTERIOR LOCKS ON DOORS IN MEANS OF EGRESS SHALL NOT REQUIRE THE USE OF A KEY, SPECIAL KNOWLEDGE, OR SPECIAL DEVICE TO OPEN IN THE DIRECTION OF EGRESS. ALL DOORS SHALL HAVE LEVER TYPE HANDLES.
15. INTERIOR WALLS AND CEILINGS SHALL HAVE A FLAME SPREAD OF 0-200 AND A SMOKE DEVELOPMENT RATING OF 0-450.
16. ALL WORK SHALL COMPLY WITH THE LATEST EDITION OF ALL LOCAL, STATE, AND NATIONAL CODES COVERING THE TYPE OF WORK BEING PERFORMED.
17. PROVIDE PORTABLE FIRE EXTINGUISHERS IN ACCORDANCE WITH NFPA 101. SEE APPENDIX "E" OF NFPA 101 FOR DISTRIBUTION OF EXTINGUISHERS.
18. ALL FIRE WALLS SHALL EXTEND TIGHT TO ROOF DECK AND BE SEALED WITH AN APPROVED FIRE CAULK.
19. ALL ELECTRICAL, MECHANICAL, AND PLUMBING MATERIALS PENETRATING FIRE WALLS SHALL BE FIRE CAULKED. (PENETRATIONS THROUGH RATED CONSTRUCTION SHALL BE SEALED WITH A MATERIAL CAPABLE OF PREVENTING THE PASSAGE OF FLAMES AND HOT GASES WHEN TESTED IN ACCORDANCE WITH ASTM-E814.)
20. SERVICE COUNTERS SHALL HAVE AN ACCESSIBLE WRITING SURFACE IN COMPLIANCE WITH ADAAG ACCESSIBILITY GUIDELINES 2010, SECTION 902.3.

DOOR SCHEDULE

MK	WD	HT	THK	MAT	FRM	FR	NOTES
1	(2) 3'-0"	6'-0"	1-3/4"	WD W/ GLASS	METAL	NR	EXT DBL DR W/ CLOUSER
2	(2) 3'-0"	6'-8"	1-3/4"	METAL	METAL	NR	DLB DR W/ CLOUSER
3	3'-0"	6'-8"	1-3/4"	METAL	METAL	NR	EXT DR W/ CLOUSER
4	3'-0"	6'-8"	1-3/4"	METAL	METAL	NR	
5	8'-0"	8'-0"	1-3/4"	METAL	METAL	-	ROLL UP GARAGE

WINDOW SCHEDULE

MK	WD	HT	FRAME	TYPE	NOTES
A	3'-0"	6'-0"	METAL	FIXED	TEMPERED
B	6'-0"	6'-0"	METAL	FIXED	TEMPERED
	3'-0"	2'-0"	METAL	FIXED	CLEARSTORY

NOTE; ALL EXTERIOR WINDOW ASSEMBLES TO BE RATED FOR 130 MPH WINDS AND SHALL BE MISSILE IMPACT RESISTANT.

DAMMON ENGINEERING, INC.
LOUISIANA & MISSISSIPPI
www.dammonengineering.com
www.dammonpowered.com
PH: 985.649.5832 F: 985.641.5950

Chief Engineer: Brian Mistich, PE
5570 LA Highway 70
Slidell, LA 70458

#	DESCRIPTION	DATE

REVISIONS

ROPE JOHN PAUL AUDITORIUM

3770 LEGGETT ROAD
SLIDELL, LA 70460

JOB No:	2295	DATE:	10-28-2024
DRAWN BY:	CKD	CHECKED BY:	JMS

THIS DRAWING IS AN INSTRUMENT OF SERVICE AND IS THE PROPERTY OF DAMMON ENGINEERING, INC. AND SHALL REMAIN THE PROPERTY OF DAMMON ENGINEERING, INC. IT IS NOT TRANSFERABLE TO OTHERS OR TO PROJECTS OTHER THAN THE PROJECT FOR WHICH THE PLANS WERE PREPARED AND WHENEVER WITHOUT WRITTEN CONSENT.

SHEET TITLE:
FLOOR PLAN

DRAWING NUMBER:
A101

SHEET No: 1 of 2

FILE NAME: J:\- Schools Photos\Cage John Paul Slidell Auditorium\Current Drawings\A101 - Floor Plan.dwg PLOT DATE & TIME: Monday, October 28, 2024 4:19:55 PM

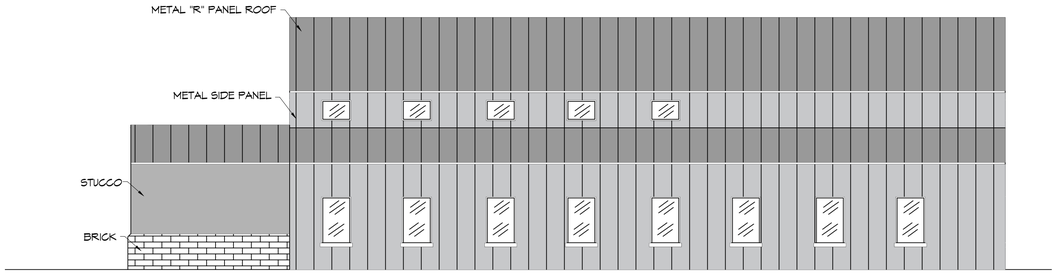

2 RIGHT ELEVATION
SCALE: 1/8"=1'-0"

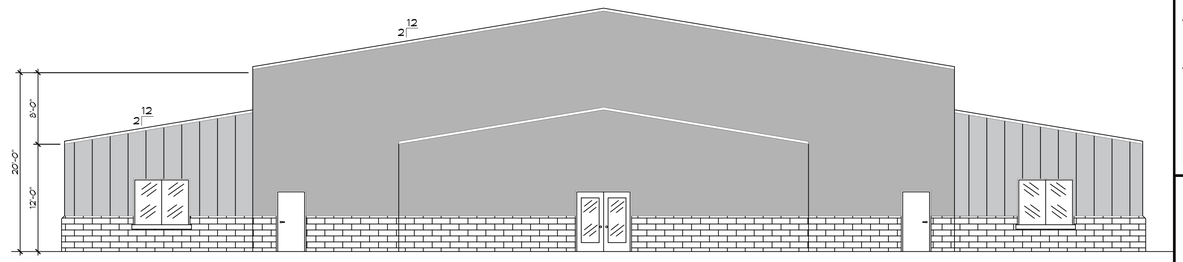

3 FRONT ELEVATION
SCALE: 1/8"=1'-0"

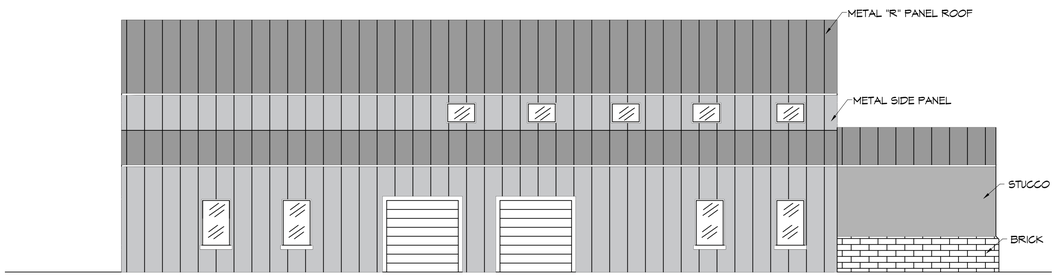

4 LEFT ELEVATION
SCALE: 1/8"=1'-0"

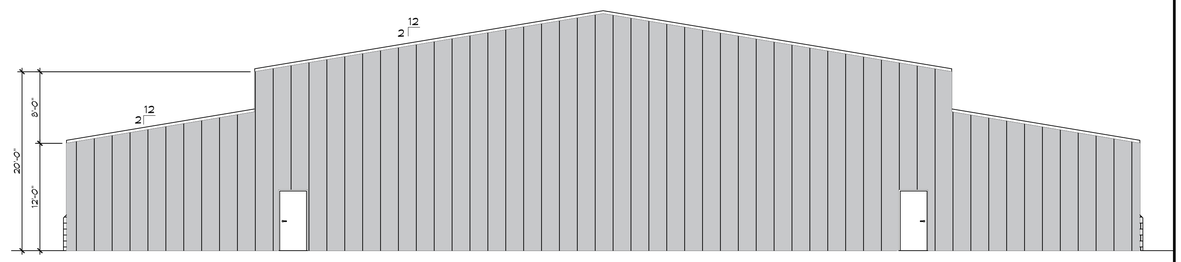

5 REAR ELEVATION
SCALE: 1/8"=1'-0"

DAMMON ENGINEERING, INC.
LOUISIANA & MISSISSIPPI
www.dammonengineering.com
info@dammonengineering.com
PH: 985.649.5832 F: 985.641.5950
Chief Engineer: Brian Mistich, PE
5500 Oak Grove Trail
Slidell, LA 70458

REVISIONS

#	DESCRIPTION	DATE

POPE JOHN PAUL AUDITORIUM
3770 LEGGETT ROAD
SLIDELL, LA 70460

JOB No:	2295	DATE:	10-28-2024
DRAWN BY:	CKD	CHECKED BY:	JMS

These drawings and specifications are the property and proprietary information of Dammon Engineering and shall remain the property of Dammon Engineering, and are not to be reproduced, changed or copied in any form or manner whatsoever, nor are they to be assigned to any third party without first obtaining the express written consent of Dammon Engineering. Any use of these drawings and specifications by any third party is prohibited. It is understood and agreed that the drawings and specifications are to be returned to Dammon Engineering upon completion of the project for which they have been prepared and upon request without written consent of Dammon Engineering.

SHEET TITLE:
BLDG ELEAVTIONS

DRAWING NUMBER:
A102

SHEET No: 2 of 2

FILE NAME: J:\C - Schools Private\Pope John Paul Slidell Auditorium\Current Drawings\A104 - Elevations Plan.dwg PLOT DATE & TIME: Monday, October 28, 2024 4:17:20 PM