PANEL SCHEDULE

PANEL: MDP
LOCATION: LOCATION
FEEDER SOURCE: UTILITY

INTERRUPTING RATING: 35 KAIC

VOLTAGE: 480/277V, 400A, 3Ø, 4W W/MAIN CKT BREAKER
ENCLOSURE: FLUSH MOUNTED WITH EQUIPMENT GND BAR SQUARE-D I-LINE OR EQUAL

CKT NO	THHN WIRE SIZE	LOAD DESCRIPTION LOCATION	BREAKER AMP	BREAKER POLE	LOAD (VA)	LOAD (VA)	BREAKER POLE	BREAKER AMP	LOAD DESCRIPTION LOCATION	THHN WIRE SIZE	CKT NO
1	#6	AHU-1A, 20 KW HEAT	50	3	10,808	12150	3	60	HP-1A	#6	2
3					8740	12150					4
5					8740	12150					6
7	#6	AHU-1B, 20 KW HEAT	50	3	8740	12150	3	60	HP-1B	#6	8
9					8740	12150					10
11					8740	12150					12
13	#10	AHU-2, 20 KW HEAT	30	3	4250	5820	3	30	HP-2	#10	14
15					4250	5820					16
17					4250	5820					18
19	#8	AHU-3, 15 KW HEAT	40	3	5410	5820	3	30	HP-3	#10	20
21					5410	5820					22
23					5410	5820					24
25	#8	AHU-4, 15 KW HEAT	40	3	5410	5820	3	30	HP-4	#10	26
27					5410	5820					28
29					5410	5820					30
31	#8	TRANSFORMER T-1, 30KVA, FPR PANEL PP-1	70	3	13,040	4155	1	20	AUDITORIUM LIGHTS AND STAGE LIGHTS	#12	32
33					12,940	4000	1	20	EXIT LIGHTS, NIGHT LIGHTS, EMERGENCY LIGHTS	#12	34
35					12,060	1800	1	20	EAST WING, AUDITORIUM, BATHROOMS AND FOYER LIGHTS	#12	36
37		SURGE SUPPRESOR	20	3	0	1730	1	20	WEST WING, ALL LIGHTS	#12	38
39					0	4200	2	20	PARKING LOT LIGHTS	#12	40
41					0	4200					42
43		PREPARED SPACE				360	1	20	LIGHTING, EXTERIOR WALL PACKS	#12	44
45		PREPARED SPACE							PREPARED SPACE		46
47		PREPARED SPACE							PREPARED SPACE		48

SOLID NEUTRAL NEUTRAL WIRE (N)

TOTAL CONNECTED LOAD (VA) = 288,115

AØ = 95,795 | BØ = 97,750 | CØ = 94,570

GROUND BUS GROUND WIRE (G)

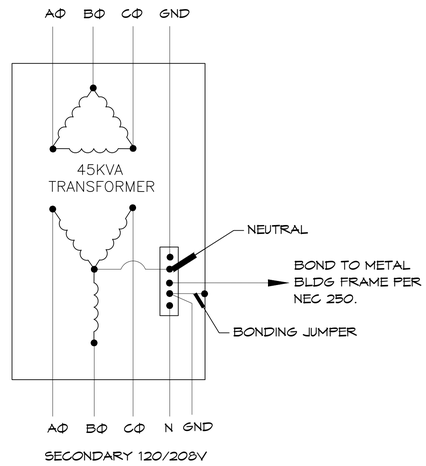

TRANSFORMER NOTES:

TRANSFORMER SHALL BE A 480V - 208Y/120V KVA (AS SCHEDULED) DRY TYPE, WITH NEMA 3R ENCLOSURE.

PANEL SCHEDULE

PANEL: PP1
LOCATION: WIRE CLOSET
FEEDER SOURCE: UTILITY

INTERRUPTING RATING: 10 KAIC

VOLTAGE:
ENCLOSURE: 208/120V, 125A, 3Ø, 4W, W/MAIN CKT BREAKER FLUSH MOUNTED WITH EQUIPMENT GND BAR SQUARE-D QOB OR EQUAL

CKT NO	THHN WIRE SIZE	LOAD DESCRIPTION LOCATION	BREAKER AMP	BREAKER POLE	LOAD (VA)	LOAD (VA)	BREAKER POLE	BREAKER AMP	LOAD DESCRIPTION LOCATION	THHN WIRE SIZE	CKT NO
1	#6	AHU-5, 8 KW HEAT	45	2	3140	2600	2	30	HP-5	#10	2
3					3140	2600					4
5	#12	RECEPTACLES, EAST WING	20	1	1260	1260	1	20	RECEPTACLES, EAST WING	#12	6
7	#12	RECEPTACLES, AUDITORIUM	20	1	1260	1260	1	20	RECEPTACLES, FOYER	#12	8
9	#12	RECEPTACLES, BACK STAGE AUDITORIUM	20	1	1440	1080	1	20	RECEPTACLES, ON STAGE, AUDITORIUM	#12	10
11	#12	RECEPTACLES, WEST WING	20	1	1080	1260	1	20	RECEPTACLES, WEST WING	#12	12
13	#12	FIRE ALARM EQUIPMENT	20	1	180		1	20	SPARE		14
15	#12	FIRE ALARM EQUIPMENT	20	1	180		1	20	SPARE		16
17	#12	RECEPTACLES, WEST WING	20	1	1260	1440	1	20	RECEPTACLES, WEST WING	#12	18
19	#12	LIGHTING CONTACTOR	20	1	100	2250	2	30	HVV-3	#10	20
21	#10	HVV-1	30	2	2250	2250					22
23					2250	2250	2	30	HVV-2	#10	24
25		PREPARED SPACE				2250					26
27		PREPARED SPACE							PREPARED SPACE		28
29		PREPARED SPACE							PREPARED SPACE		30
31		PREPARED SPACE							PREPARED SPACE		32
33		PREPARED SPACE							PREPARED SPACE		34
35		PREPARED SPACE							PREPARED SPACE		36
37		PREPARED SPACE							PREPARED SPACE		38
39		PREPARED SPACE							PREPARED SPACE		40
41		PREPARED SPACE							PREPARED SPACE		42

SOLID NEUTRAL NEUTRAL WIRE (N)

TOTAL CONNECTED LOAD (VA) = 38,040

AØ = 13,040 | BØ = 12,940 | CØ = 12,060

GROUND BUS GROUND WIRE (G)

ELECTRICAL LOAD SUMMARY

POWER COMPANY:	WASHINGTON SAINT TAMMANY				
PROJECT NAME:	NEW AUDITORIUM, POPE JOHN PAUL HIGH SCHOOL				
PROJECT ADDRESS:	1901 JAGUAR DR.				
CITY TOWN:	SLIDELL, LOUISIANA 70461				
INTENDED USER:	HIGH SCHOOL				
REQUIRED SERVICE:	480/277 VOLTS	3 PHASE	4 WIRE		
SERV ENTR SIZE:	400 AMPS				
HVAC TONNAGE:	73 TONS				
LARGEST MOTOR:	HP	NOTE: MOTORS ABOVE 20 HP MAY REQUIRE REDUCED VOLTAGE STARTING AND ARE NEVER RECOMMENDED FOR USE WITH 240/120V, 1 PH, 3 W SERVICE			
TOTAL BUILDING SQUARE FOOTAGE:	10600 S.F.				
INDIVIDUAL UNIT SQUARE FOOTAGE:	0 S.F.				
INDIVIDUAL UNIT DESIGNATION:	(MULT OCCUPANCY)				

LOAD SOURCE	1Φ KVA	3Φ KVA	OR	1Φ KW	3Φ KW
BUILDING LIGHTING		11.7			
ELECTRIC WATER HEATING		13.5			
HEAT PUMPS		134.1			
SUPPLEMENTAL HEAT SYSTEMS		106.9			
AIR COND CONDENSING UNITS		0.0			
ELEC HEATING (PRIMARY) AHU'S		0.0			
COOKING		N/A			
REFRIGERATION		N/A			
RECEPTACLES (STANDARD)		13.1			
RECEPTACLES (COMPUTER)		N/A			
TOTAL MOTORS (EXCLUDE HVAC)		N/A			
EXTERIOR LIGHTING		8.8			
MISCELLANEOUS - CEILING FANS					
OTHER					
TOTAL CONNECTED LOAD	0.0	288.1		0.0	0.0

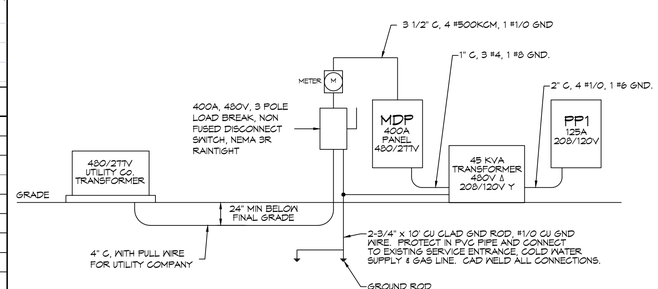

ONE LINE DIAGRAM

SCALE: NTS

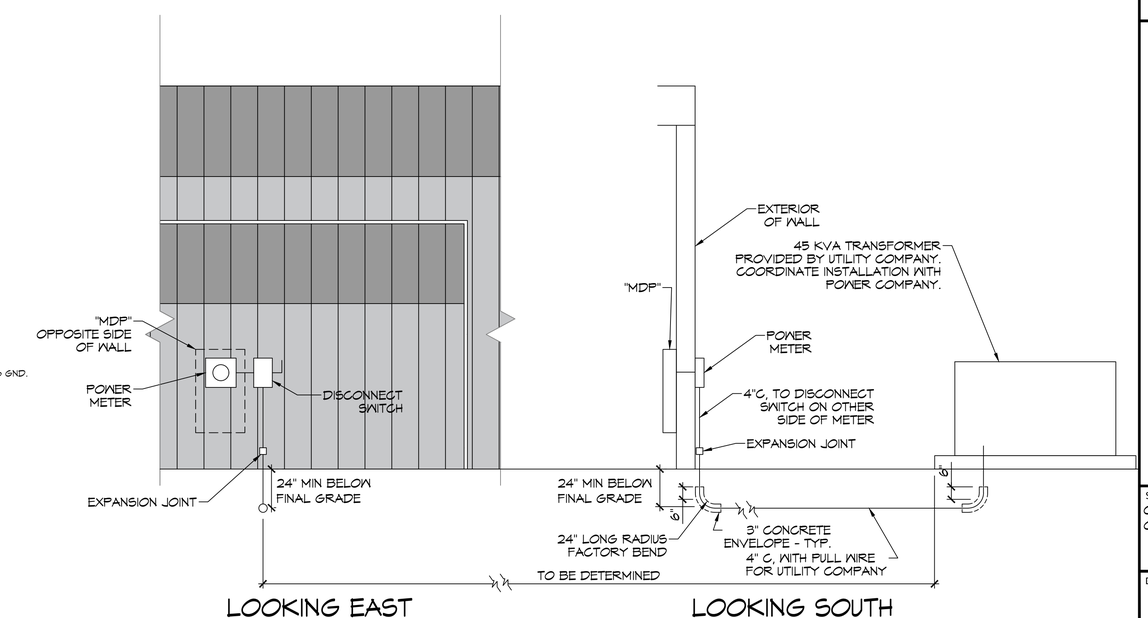

ELECTRICAL SERVICE DETAIL

SCALE: NTS

DAMMON ENGINEERING, INC.
LOUISIANA & MISSISSIPPI
www.dammonengineering.com
www.dammonengineering.com
PH: 985.649.5832 F: 985.641.5950
Chief Engineer: Brian Mistich, PE
1550 Gause Blvd.
Slidell, LA 70458

REVISIONS

#	DESCRIPTION	DATE

NEW AUDITORIUM
POPE JOHN PAUL II HIGH SCHOOL
1901 JAGUAR DR.
SLIDELL, LA 70461

JOB No:	2522
DATE:	02-19-2026
DRAWN BY:	CKD
CHECKED BY:	BAM

THE DESIGNS, DRAWINGS AND SPECIFICATIONS AND OTHER DOCUMENTS PREPARED BY DAMMON ENGINEERING, INC. FOR THIS PROJECT ARE INSTRUMENTS OF SERVICE AND ARE AND SHALL REMAIN THE PROPERTY OF DAMMON ENGINEERING, INC. AND SHALL NOT BE USED BY ANY PERSON OR ENTITY FOR ANY PURPOSE OR PROJECT OTHER THAN THE SPECIFIC PROJECT FOR WHICH THE WORK WAS PREPARED AND WERE PREPARED, WITHOUT WRITTEN CONSENT OF DAMMON ENGINEERING, INC. ANY REPRODUCTION OF THESE DOCUMENTS FOR OTHER PROJECTS OR PURPOSES OR BY OTHERS EXCEPT FOR THE PROJECT FOR WHICH THE WORK WAS PREPARED IS PROHIBITED.

SHEET TITLE:
CIRCUIT PANELS AND ONE-LINE DIAGRAM

DRAWING NUMBER:

E103

SHEET No: 17 of 17