

**FINIAL TRADITIONAL**

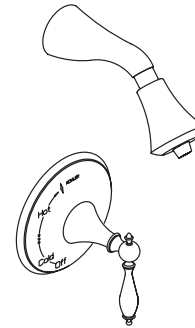
**SHOWER FAUCET TRIM**

**K-T313**

**ALSO K-T309, K-304, K-306-KS**

**FEATURES**

- Brass construction
- Traditional handle
- Available with contrasting or matching finish faceplate and handle accents
- Intended for use with Rite-Temp or Hi Flow Rite-Temp valves



**CODES/STANDARDS APPLICABLE**

Specified model meets or exceeds the following:

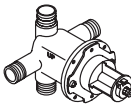
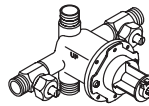
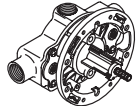
- ASME/ANSI A112.18.1M
- ASSE/ANSI 1016
- CSA B125
- IAPMO/UPC

**COLORS/FINISHES**

- CP Polished Chrome
- PB Polished Brass
- Other Refer to Faucets Price Book for additional finishes

**SPECIFIED MODEL:** For complete faucet, both faucet trim and Rite-Temp valve must be specified.

Model	Description			
K-T313-4F	Shower Only Trim With Biscuit Accents	<input type="checkbox"/> CP	<input type="checkbox"/> PB	
K-T313-4M	Shower Only Trim With Polished Finish Accents	<input type="checkbox"/> CP	<input type="checkbox"/> PB	<input type="checkbox"/> Other_____
K-T313-4P	Shower Only Trim With White Accents	<input type="checkbox"/> CP	<input type="checkbox"/> PB	
K-T309-4F	Valve Only Trim With Biscuit Accents	<input type="checkbox"/> CP	<input type="checkbox"/> PB	
K-T309-4M	Valve Only Trim With Polished Finish Accents	<input type="checkbox"/> CP	<input type="checkbox"/> PB	<input type="checkbox"/> Other_____
K-T309-4P	Valve Only Trim With White Accents	<input type="checkbox"/> CP	<input type="checkbox"/> PB	

Required Accessory				
K-304-K	Rite-Temp Valve Without Stops	<input type="checkbox"/> NA		
K-304-KS	Rite-Temp Valve With Stops		<input type="checkbox"/> NA	
K-306-KS	Hi Flow Rite-Temp Valve With Integral Stops			<input type="checkbox"/> NA

Optional Accessory				
88526	Hi Flow Rite-Temp Thin Wall Installation Kit	<input type="checkbox"/> CP	<input type="checkbox"/> PB	<input type="checkbox"/> Other_____

**PRODUCT SPECIFICATION:**

Rite-Temp pressure-balancing single-control shower faucet trim shall be of brass construction. Shower only trim shall include showerhead with arm, and faceplate with traditional handle. Valve only trim shall include faceplate with traditional handle. Faucet trim shall be Kohler Model K-T \_\_\_\_\_ - \_\_\_\_\_ - \_\_\_\_\_ and Rite-Temp valve shall be K-304- \_\_\_\_\_ -NA **OR** K-306-KS-NA Hi Flow Rite-Temp valve.

