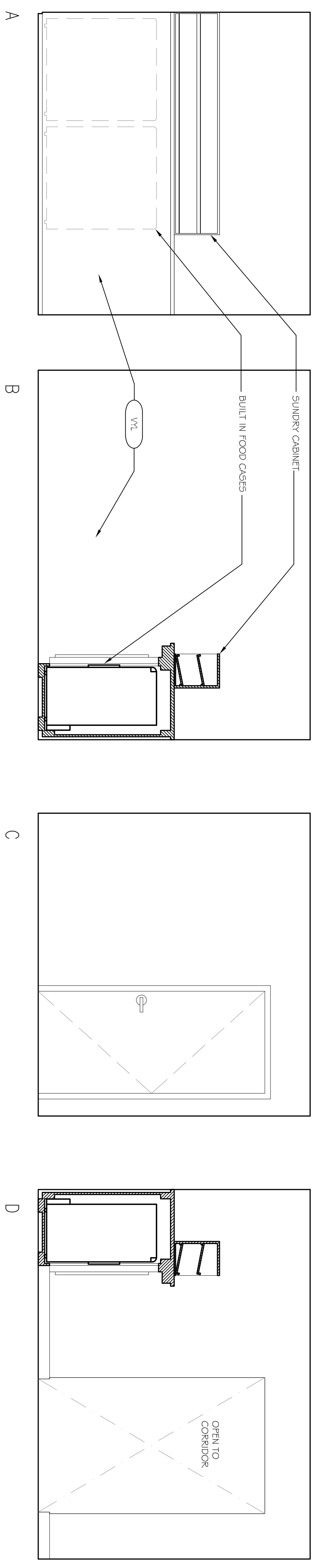


4 INTERIOR ELEVATIONS
SCALE: 1/2"=1'-0"

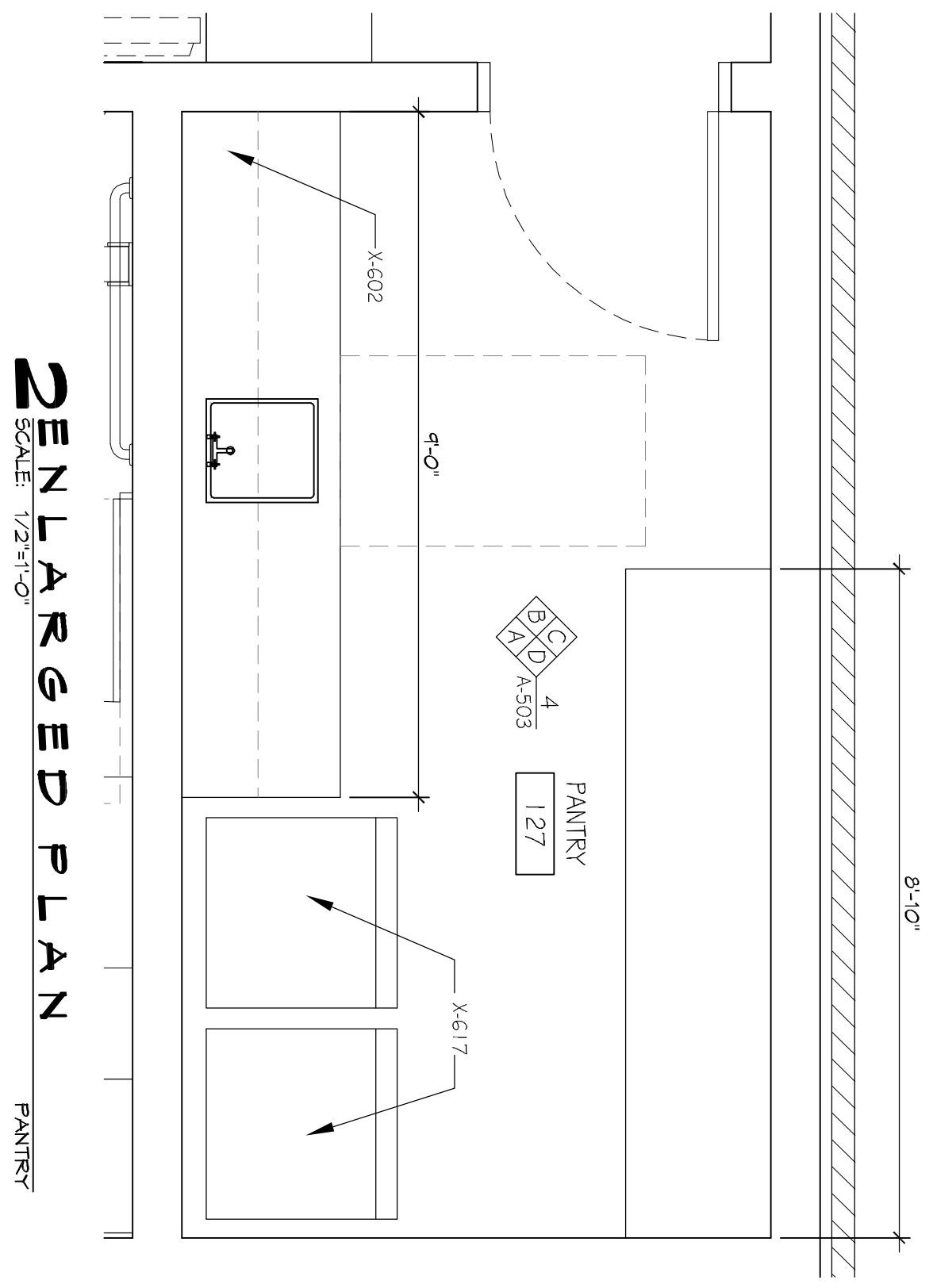
PANTRY



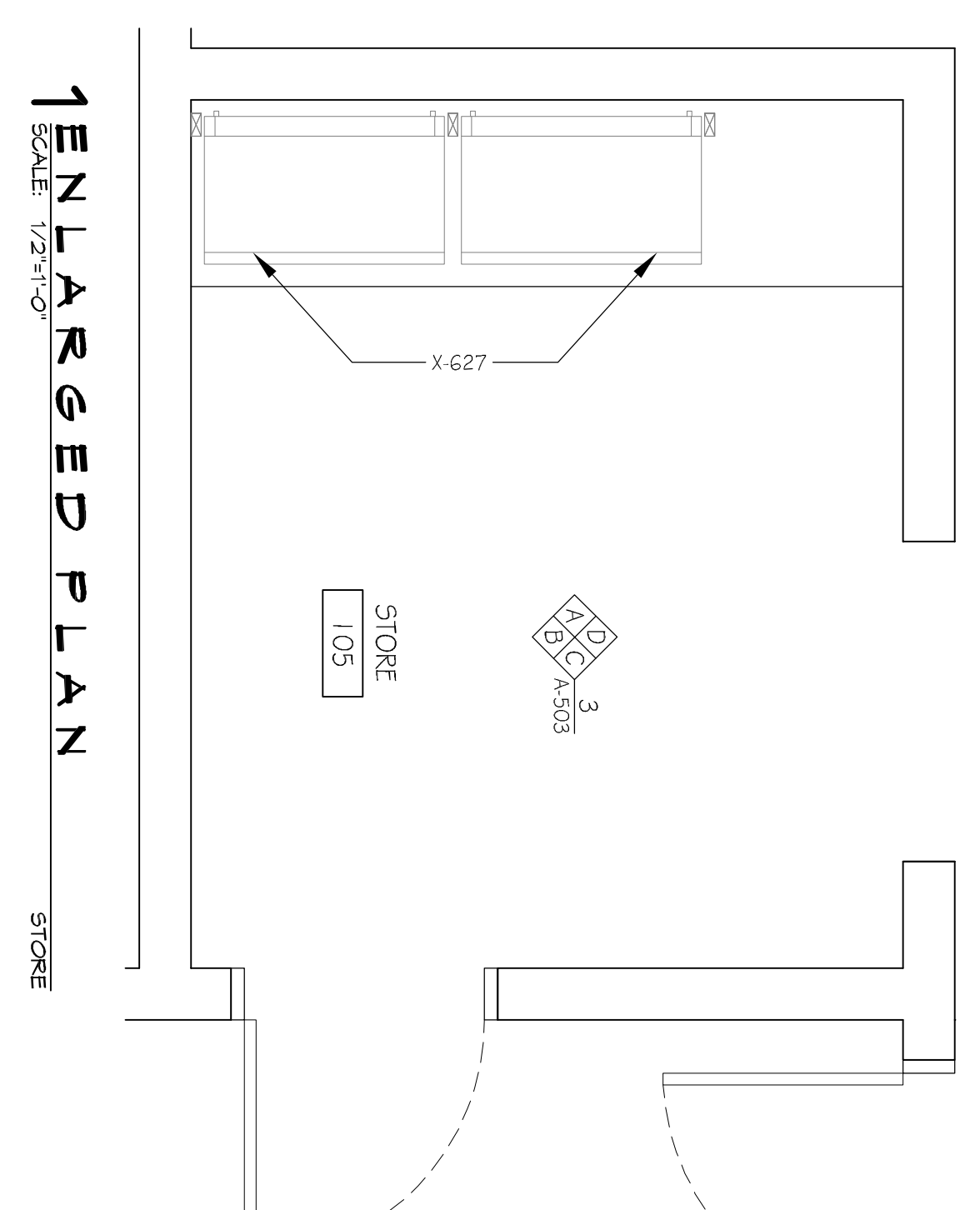
3 INTERIOR ELEVATIONS
SCALE: 1/2"=1'-0"

STORE/SUNDRY SHOP

NOTE: SEE MAINSTAY SUITES PROTOTYPE DRAWINGS & SPECIFICATIONS FOR FINISH SCHEDULES & LEGENDS FOR EQUIPMENT & MATERIAL CONTROL NO.'S



2 ENLARGED PLAN
SCALE: 1/2"=1'-0"
PANTRY



1 ENLARGED PLAN
SCALE: 1/2"=1'-0"
STORE

DAMMON ENGINEERING, INC.
LOUISIANA & MISSISSIPPI

Chief Engineer: Brian Mistich, PE
554 Old Spanish Trail
Slidell, LA 70458
www.dammonengineering.com
info@dammonengineering.com
PH: 985.649.5832 F: 985.641.5950

REVISIONS		DATE
#	DESCRIPTION	



MAINSTAY SUITES
100 MAIN STREET
LOT #7 LA HWY 27
HACKBERRY, LA 70645

JOB No: 2265 DATE: APRIL, 2016
DRAWN BY: JTL CHECKED BY: JMS

The above drawings and specifications, except such as are specifically noted, are the property of Dammon Engineering, Inc. and shall remain the property of Dammon Engineering, Inc. and shall not be used for any other project without the written consent of Dammon Engineering, Inc. and shall not be reproduced or transmitted in any form or by any means, electronic, mechanical, photocopying, recording, or by any information storage and retrieval system, without the prior written permission of Dammon Engineering, Inc.

A303
SHEET NO. 27 OF 52

SHEET TITLE:
ENLARGED FLOOR PLANS & INTERIOR ELEVATIONS FOR STORE/SUNDRY AND PANTRY
DRAWING NUMBER: