SQUARE FEET	
LIVING	1040
FRONT PORCH	84
TOTAL SQ. FT.	1124

WINDOW SCHEDULE

MK	WIDTH	HEIGHT	FRAME MAT	NOTES
W01	3'-0"	5'-0"	ALUM	OPERABLE WINDOW INSULATED
W02	3'-0"	3'-0"	ALUM	OPERABLE WINDOW INSULATED
W03	3'-0"	1'-0"	ALUM	FIXED WINDOW INSULATED

NOTE: OWNER TO PICK ALL WINDOW STYLES

DOOR SCHEDULE

MK	WIDTH	HEIGHT	THK	DOOR MAT	FRAME MAT	NOTES
D01	3'-0"	6'-10"	1-3/4"	WOOD	WOOD	EXTERIOR DOOR
D02	(2)3'-0"	6'-10"	1-3/4"	WOOD	WOOD	EXTERIOR SLIDING DOUBLE DOOR
D03	3'-0"	6'-8"	1-3/4"	WOOD	WOOD	INTERIOR DOOR
D04	1'-8"	6'-8"	1-3/4"	WOOD	WOOD	INTERIOR DOOR FOR LINEN CLOSET
D05	(2)3'-0"	6'-8"	1-3/4"	WOOD	WOOD	INTERIOR DOUBLE ACCORDION DOORS
D06	2'-6"	6'-8"	1-3/4"	WOOD	WOOD	INTERIOR POCKET DOOR

NOTE: OWNER TO PICK ALL DOOR STYLES

NOTE; ALL EXTERIOR WINDOWS AND DOORS ASSEMBLES TO BE RATED FOR 140 MPH WINDS AND SHALL BE MISSILE IMPACT RESISTANT.

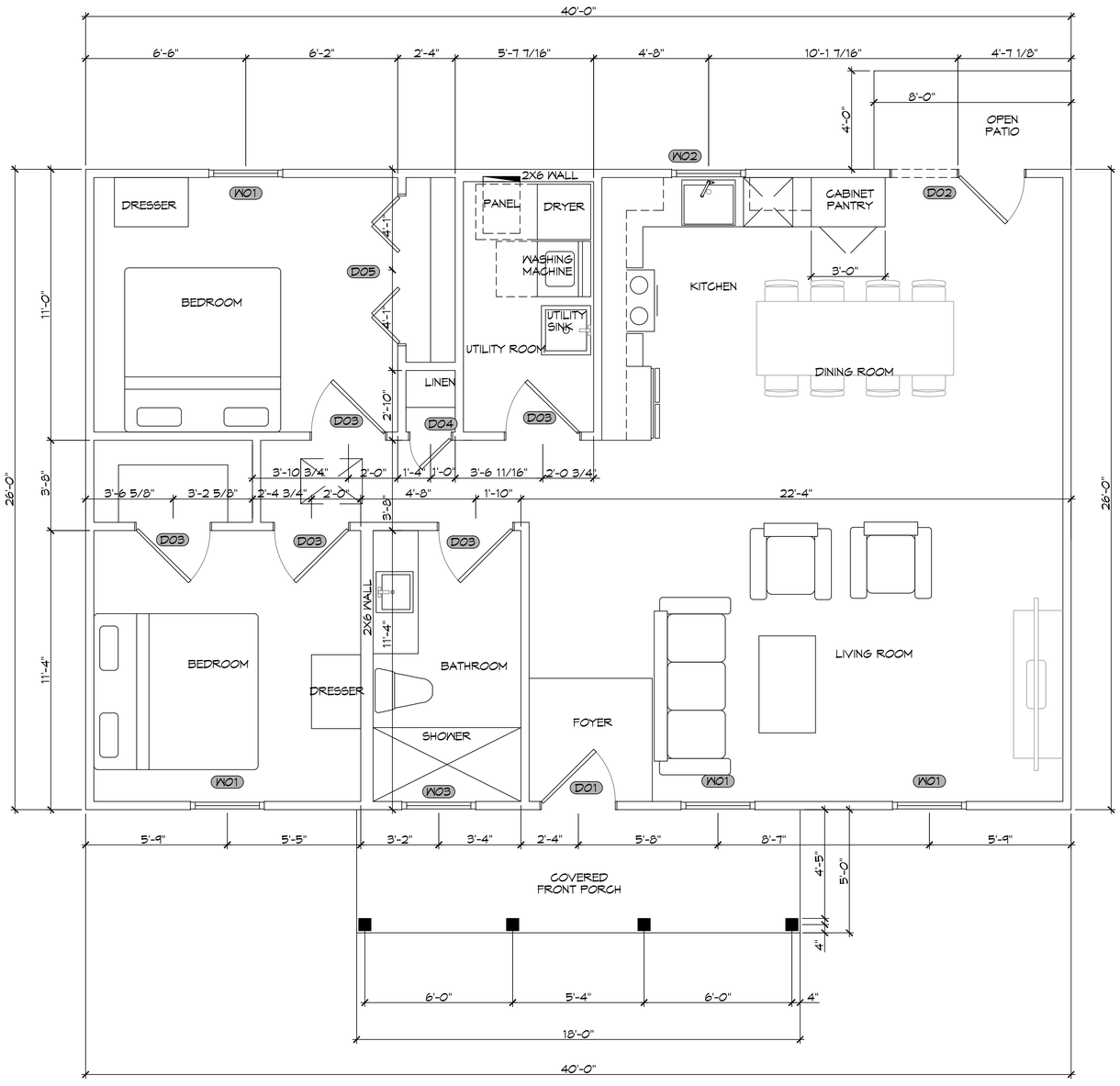

1 FIRST FLOOR PLAN
SCALE: 3/8" = 1'-0"

DAMMON ENGINEERING, INC.
LOUISIANA & MISSISSIPPI
www.dammonengineering.com
info@dammonengineering.com
PH: 985.649.5832
Chief Engineer: Brian Mistich, PE
554 Old Spanish Trail
Slidell, LA 70458

REVISIONS

#	DESCRIPTION	DATE

SEAL:

FIRST PENTECOSTAL CHURCH
388 ROBERT BLVD
SLIDELL, LA 70458

JOB No:	
DATE:	02-20-2025
DRAWN BY:	SCW
CHECKED BY:	CKD

SHEET TITLE:
FLOOR PLAN

DRAWING NUMBER:
A101

SHEET No: 1 of 2

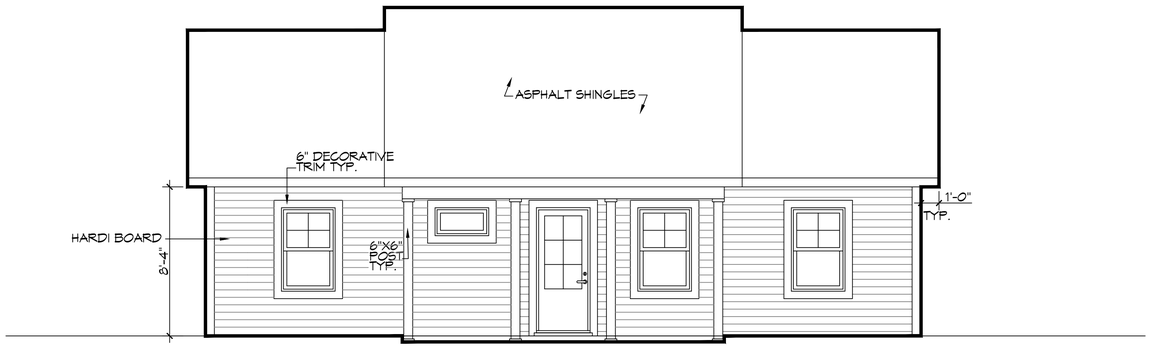

2 FRONT ELEVATION PLAN
SCALE: 1/4" = 1'-0"

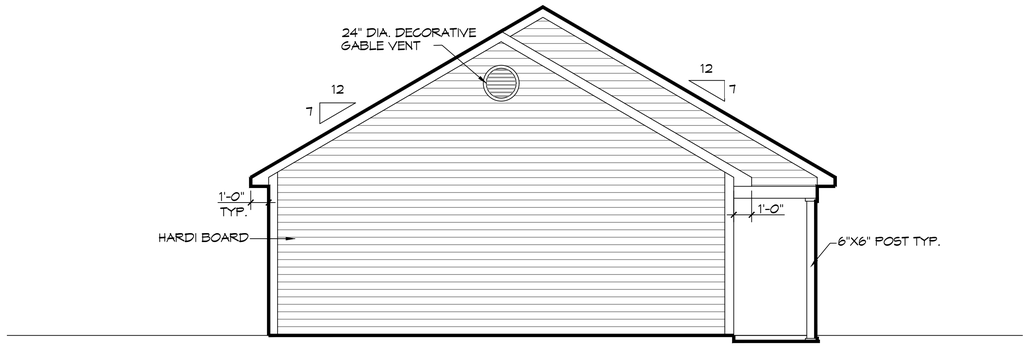

3 LEFT ELEVATION PLAN
SCALE: 1/4" = 1'-0"

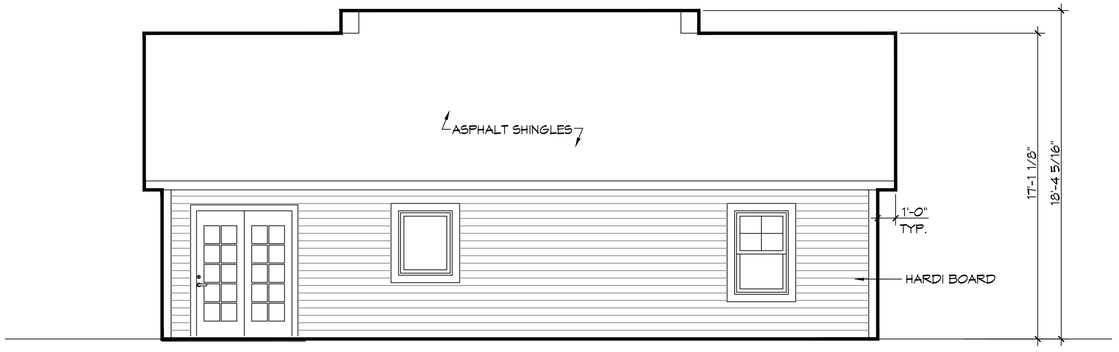

4 REAR ELEVATION PLAN
SCALE: 1/4" = 1'-0"

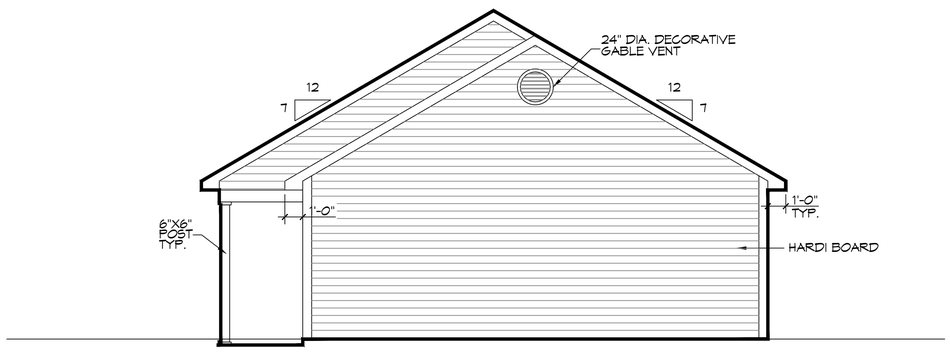

5 RIGHT ELEVATION PLAN
SCALE: 1/4" = 1'-0"

DAMMON ENGINEERING, INC.
LOUISIANA & MISSISSIPPI
Chief Engineer: Brian Mistich, PE
554 Old Spanish Trail
Slidell, LA 70458
www.dammonengineering.com
info@dammonengineering.com
PH: 985.649.5832

REVISIONS

#	DESCRIPTION	DATE

SEAL:

FIRST PENTECOSTAL CHURCH
388 ROBERT BLVD
SLIDELL, LA. 70458

JOB No:	
DATE:	02-20-2025
DRAWN BY:	SCM
CHECKED BY:	CKD

SHEET TITLE:
EXTERIOR ELEVATION PLAN

DRAWING NUMBER:
A102

SHEET No: 2 of 2

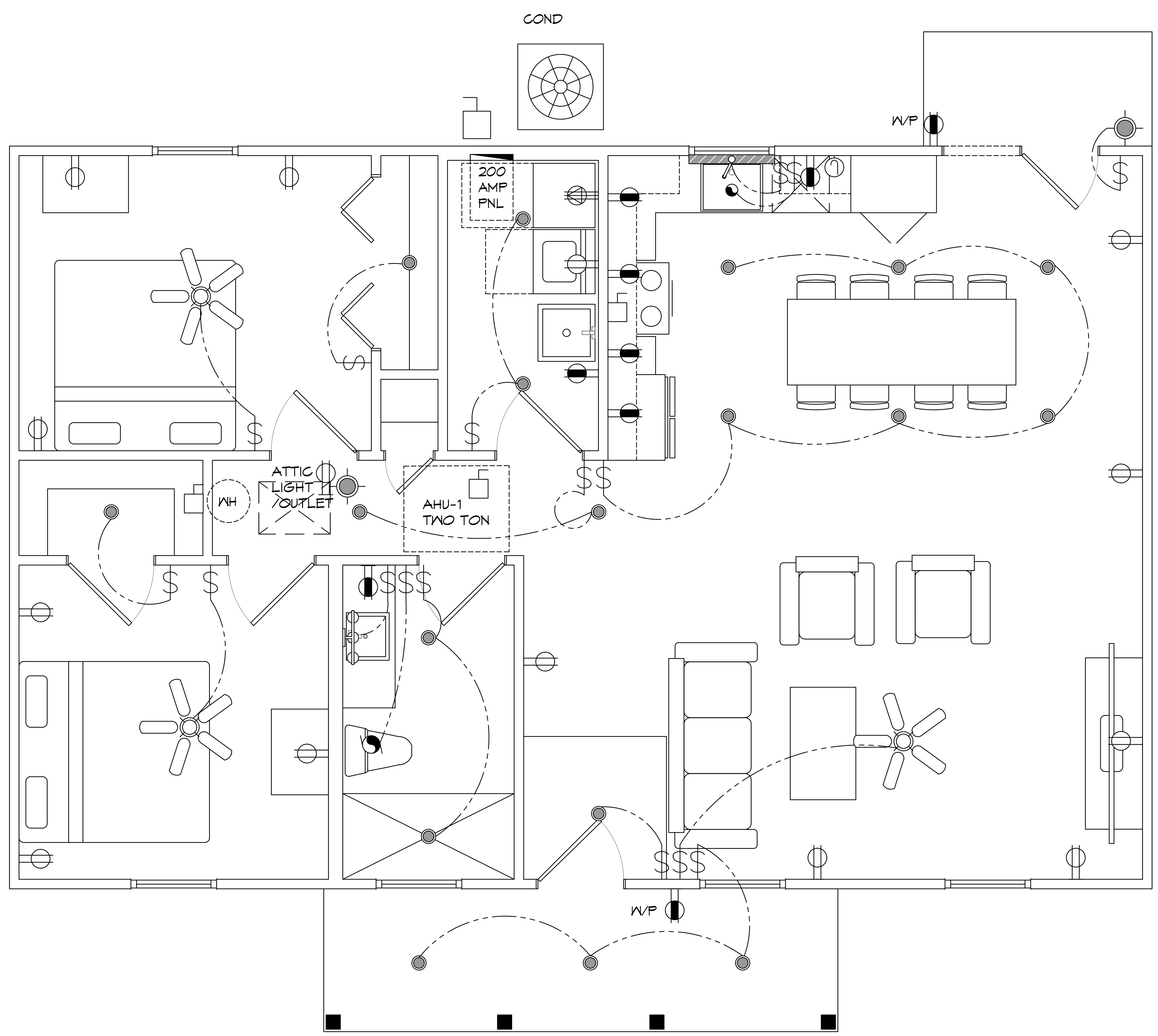

19 ELECTRICAL PLAN

SCALE: 3/8" = 1'-0"

THIS WORK SHALL MEET ALL ELECTRICAL CODES

1. 2020 NATIONAL ELECTRICAL CODE
2. NFPA 70
3. 2021 IECC ENERGY CODE

GENERAL POWER NOTES

1. MAIN FEED INTO HOUSE TO BE TRENCHED UNDERGROUND FROM SUPPLY POLE TO METER THEN MAIN DISCONNECT OUTSIDE.
2. ALL SMOKE DETECTORS TO BE ELECTRIC POWERED WITH BATTERY BACKUP AND WIRED TO SET ALL ALARMS OFF IF ONE IS TRIPPED.
3. ALL EXTERIOR, KITCHEN, AND BATH OUTLETS TO BE GROUND FAULT CIRCUIT INTERRUPT EQUIPPED AND ON A SEPARATE CIRCUIT.
4. ELECTRICAL DISCONNECTS ARE TO BE AT A/C UNIT, CONDENSING UNIT, AND WATER HEATER.
5. HEAT VENT LIGHTS ARE TO BE ON A SEPARATE CIRCUIT.
6. OUTLETS, INCLUDING PHONE AND CABLE, MAY BE ADDED OR CHANGED UPON OWNERS REQUEST.
7. ELECTRICAL CONTRACTOR TO VERIFY EQUIPMENT TYPE AND SIZE.
8. INSTALL LIGHTS IN ATTIC SPACE W/ SWITCH AT FOOT OF DISP. STAIRS
9. ELECTRICAL SERVICE TO BE A 42 CIRCUIT 225 AMP MAIN LOCATED IN THE HOUSE.
10. A SUB-PANEL MAY NEED TO BE ADDED FOR ENOUGH CIRCUITS.
11. HOUSE TO BE WIRED FOR A SECURITY SYSTEM.
12. ALL KITCHEN OUTLETS ARE TO BE GFI EXCEPT APPLIANCE OUTLETS NOT EASILY ACCESSIBLE.
13. ARC FAULT BREAKERS ARE TO BE USED IN ALL BEDROOMS.
14. IF GAS FIRED APPLIANCES ARE USED IN HOME, CARBON MONOXIDE ALARMS ARE NEEDED (IRC R315).

PRE-WIRE NOTES

1. TELEPHONE *ONE INCOMING LINE*
2. CABLE VISION *ONE OUTLET PER ROOM MINIMUM*
3. SECURITY SYSTEM: COORDINATE W/ OWNER
4. COORDINATE ELECTRICAL SYSTEM WITH MECHANICAL CONTRACTOR
5. ALL WIRING TO BE COPPER MIN. 12/2 W/ GROUND
6. VERIFY LOCATION OF FLOOR OUTLETS IN FAMILY ROOM
7. PROVIDE 110V OUTLET FOR GARAGE DISPOSAL UNDER KITCHEN SINK
8. PROVIDE 110V OUTLET FOR WHIRLPOOL TUB MOTOR UNDER WHIRLPOOL TUB IN MASTER BATH
9. PROVIDE 220V OUTLET FOR CLOTHES DRYER
10. COORDINATE SURROUND SYSTEM W/ OWNER

LIGHTING LEGEND

- RECESSED FIXTURE
- EXTERIOR LIGHT
- BATHROOM FIXTURE
- EXHAUST FAN
- CEILING FAN W/ LIGHT FIXTURE
- CM — CARBON MONOXIDE DETECTOR
- SD — SMOKE DETECTOR
- $ — ONE WAY SWITCH

POWER LEGEND

- DUPLEX RECEPTACLE
- GFI DUPLEX RECEPTACLE
- WP — WEATHER-PROOF GFI DUPLEX RECEPTACLE
- 220V DRYER DUPLEX RECEPTACLE
- DISCONNECT
- M — MOTOR

DAMMON ENGINEERING, INC.
LOUISIANA & MISSISSIPPI
Chief Engineer: Brian Mistich, PE
554 Old Spanish Trail
Slidell, LA 70458
www.dammonengineering.com
info@dammonengineering.com
PH: 985.649.5832

#	DESCRIPTION	REVISIONS	DATE

SEAL:

FIRST PENTECOSTAL CHURCH
388 ROBERT BLVD
SLIDELL, LA, 70458

JOB No:	DATE: 02-20-2025
DRAWN BY: SCW	CHECKED BY: CKD

The above drawings and specifications, designs and arrangements represent and shall remain the property of Dammon Engineering, and no part thereof disclosed to others, or used in connection with any work or project other th project for which the have been prepared and developed without writ Dammon Engineering. Visual contact with these drawings or specifications conclusive evidence of acceptance of these res

SHEET TITLE:
LIGHTING & POWER PLAN

DRAWING NUMBER:

E101

SHEET No: 11 of 2

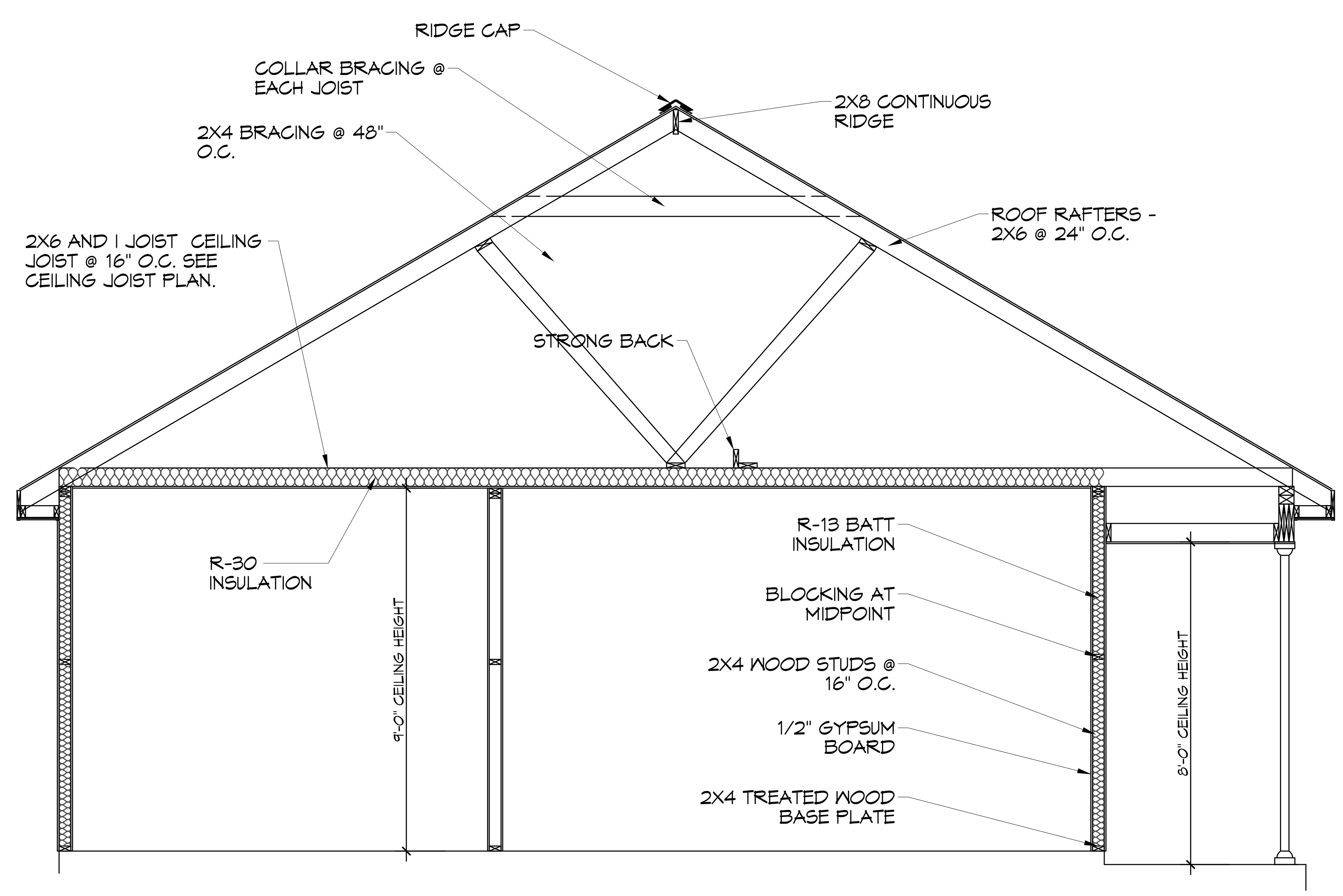

H
S104 | A101

FRAMING SECTION

SCALE: 3/8" = 1'-0"

DAMMON ENGINEERING, INC.
LOUISIANA & MISSISSIPPI
Chief Engineer: Brian Mistich, PE
554 Old Spanish Trail
Slidell, LA 70458
www.dammonengineering.com
info@dammonengineering.com
PH: 985.649.5832

#	DESCRIPTION	REVISIONS	DATE

SEAL:

FIRST PENTECOSTAL CHURCH

388 ROBERT BLVD
SLIDELL, LA, 70458

JOB No:		DATE:	02-20-2025
DRAWN BY:	SCW	CHECKED BY:	CKD

The above drawings and specifications, designs and arrangements represented thereby are and shall remain the property of Dammon Engineering, and no part thereof shall be copied, disclosed to others, or used in connection with any work or project other than the specific project for which the have been prepared and developed without written consent of Dammon Engineering. Visual contact with these drawings or specifications shall constitute conclusive evidence of acceptance of these restrictions.

SHEET TITLE:
FRAMING SECTION

DRAWING NUMBER:
S104

SHEET No: 6 of 2