SQUARE FEET	
LIVING	1040
FRONT PORCH	84
TOTAL SQ. FT.	1124

WINDOW SCHEDULE

MK	WIDTH	HEIGHT	FRAME MAT	NOTES
W01	3'-0"	5'-0"	ALUM	OPERABLE WINDOW INSULATED
W02	3'-0"	3'-0"	ALUM	OPERABLE WINDOW INSULATED
W03	3'-0"	1'-0"	ALUM	FIXED WINDOW INSULATED

NOTE: OWNER TO PICK ALL WINDOW STYLES

DOOR SCHEDULE

MK	WIDTH	HEIGHT	THK	DOOR MAT	FRAME MAT	NOTES
D01	3'-0"	6'-10"	1-3/4"	WOOD	WOOD	EXTERIOR DOOR
D02	(2)3'-0"	6'-10"	1-3/4"	WOOD	WOOD	EXTERIOR SLIDING DOUBLE DOOR
D03	3'-0"	6'-8"	1-3/4"	WOOD	WOOD	INTERIOR DOOR
D04	1'-8"	6'-8"	1-3/4"	WOOD	WOOD	INTERIOR DOOR FOR LINEN CLOSET
D05	(2)3'-0"	6'-8"	1-3/4"	WOOD	WOOD	INTERIOR DOUBLE ACCORDION DOORS
D06	2'-6"	6'-8"	1-3/4"	WOOD	WOOD	INTERIOR POCKET DOOR

NOTE: OWNER TO PICK ALL DOOR STYLES

NOTE; ALL EXTERIOR WINDOWS AND DOORS ASSEMBLES TO BE RATED FOR 140 MPH WINDS AND SHALL BE MISSILE IMPACT RESISTANT.

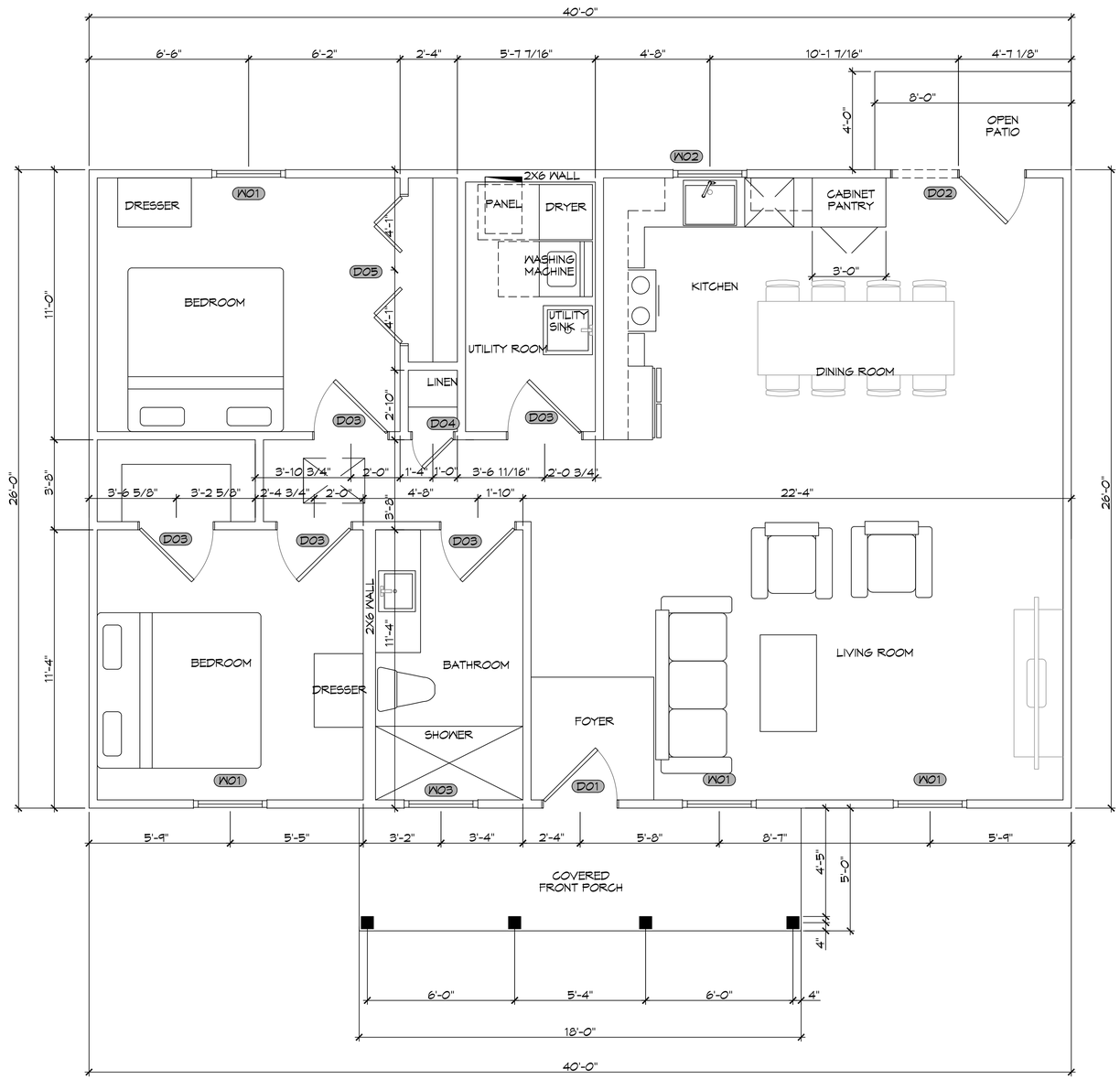

N

1 FIRST FLOOR PLAN
SCALE: 3/8" = 1'-0"

DAMMON ENGINEERING, INC.
LOUISIANA & MISSISSIPPI
www.dammonengineering.com
info@dammonengineering.com
PH: 985.649.5832
Chief Engineer: Brian Mistich, PE
554 Highway 77 Trail
Slidell, LA 70458

#	DESCRIPTION	DATE

REVISIONS

SEAL:

FIRST FRENTECOSTAL CHURCH
333 ROBERT BLVD
SLIDELL, LA 70459

JOB No:	
DATE:	02-20-2025
DRAWN BY:	SCN
CHECKED BY:	CKD

THIS DOCUMENT IS THE PROPERTY OF DAMMON ENGINEERING, INC. THE INFORMATION HEREIN IS TO BE USED ONLY FOR THE PURPOSE OF THE PROJECT FOR WHICH IT WAS PREPARED AND IS NOT TO BE USED FOR ANY OTHER PURPOSE OR PROJECT WITHOUT THE WRITTEN AUTHORIZATION OF DAMMON ENGINEERING, INC. UNAUTHORIZED REUSE OF THIS DOCUMENT WITHOUT WRITTEN CONSENT IS PROHIBITED.

SHEET TITLE:
FLOOR PLAN

DRAWING NUMBER:
A101

SHEET No: 1 of 2

FILE NAME: J:\- CHURCHES\First Pentecostal Church Sec Bryant\Current Drawings\A101 - Floor Plan.dwg PLOT DATE & TIME: Thursday, February 20, 2025 11:24:33 AM

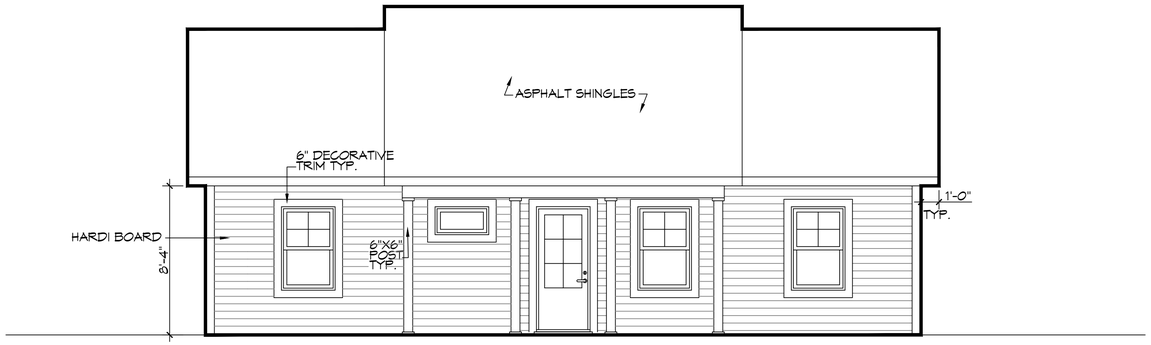

2 FRONT ELEVATION PLAN
SCALE: 1/4" = 1'-0"

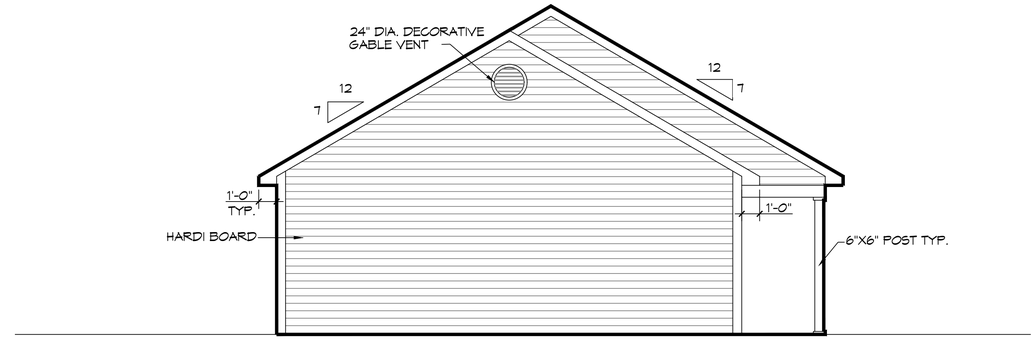

3 LEFT ELEVATION PLAN
SCALE: 1/4" = 1'-0"

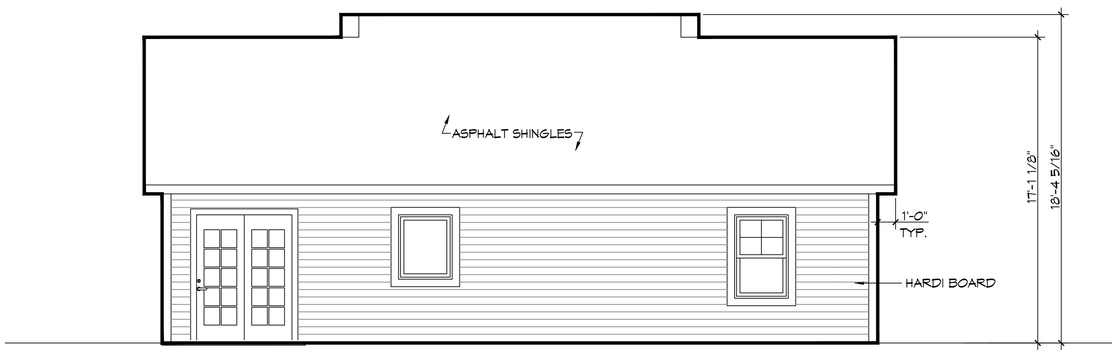

4 REAR ELEVATION PLAN
SCALE: 1/4" = 1'-0"

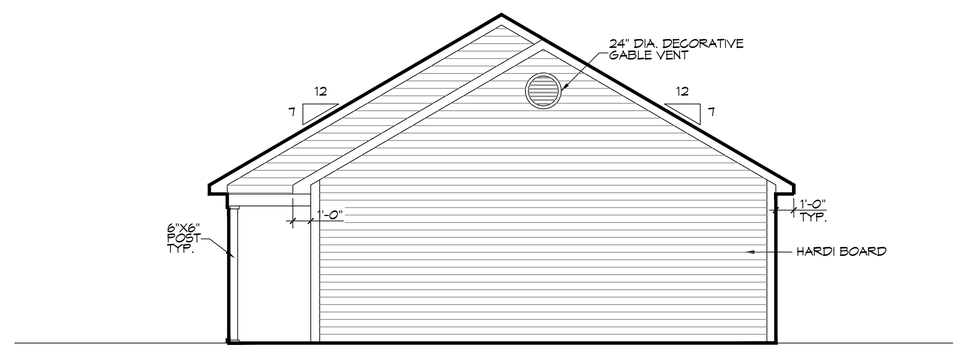

5 RIGHT ELEVATION PLAN
SCALE: 1/4" = 1'-0"

DAMMON ENGINEERING, INC.
LOUISIANA & MISSISSIPPI
www.dammonengineering.com
info@dammonengineering.com
PH: 985.649.5832
Chief Engineer: Brian Mistich, PE
5547 Highway 190 Service Road
Slidell, LA 70458

REVISIONS

#	DESCRIPTION	DATE

SEAL:

FIRST FENTECOSTAL CHURCH
388 ROBERT BLVD
SLIDELL, LA 70458

JOB No:
DATE: 02-20-2025
DRAWN BY: SCA
CHECKED BY: CAD

THIS DOCUMENT, THE PHYSICAL FORM AND KIND OF DESIGN, THE IDEAS, DESIGNS AND PLANS EXPRESSED OR INCORPORATED IN IT, AND THE RIGHTS OF COPYRIGHT AND OTHER PROPERTY RIGHTS PERTAINING THERETO, ARE THE PROPERTY OF DAMMON ENGINEERING, INC. THIS DOCUMENT IS TO BE RETURNED UPON REQUEST. IT IS LOANED FOR THE PROJECT SPECIFIED, WHICH HAS BEEN PREPARED AND DEVELOPED WITHOUT, AND WITH NO CONSIDERATION FROM, ANY OTHER PERSON OR ENTITY. NO OTHER USE IS PERMITTED WITHOUT THE WRITTEN CONSENT OF DAMMON ENGINEERING, INC.

SHEET TITLE:
EXTERIOR ELEVATION PLAN

DRAWING NUMBER:
A102

SHEET No: 2 of 2

FILE NAME: J:\C - CHURCHES\First Pentecostal Church Doc Bryant\Current Drawings\A102 - Elevation Plan.dwg PLOT DATE & TIME: Thursday, February 20, 2025 11:24:59 AM

FILE NAME: J:\C - CHURCHES\First Pentecostal Church Doc Bryant\Current Drawings\E101 - Electrical Plan.dwg PLOT DATE & TIME: Thursday, February 20, 2025 11:28:22 AM

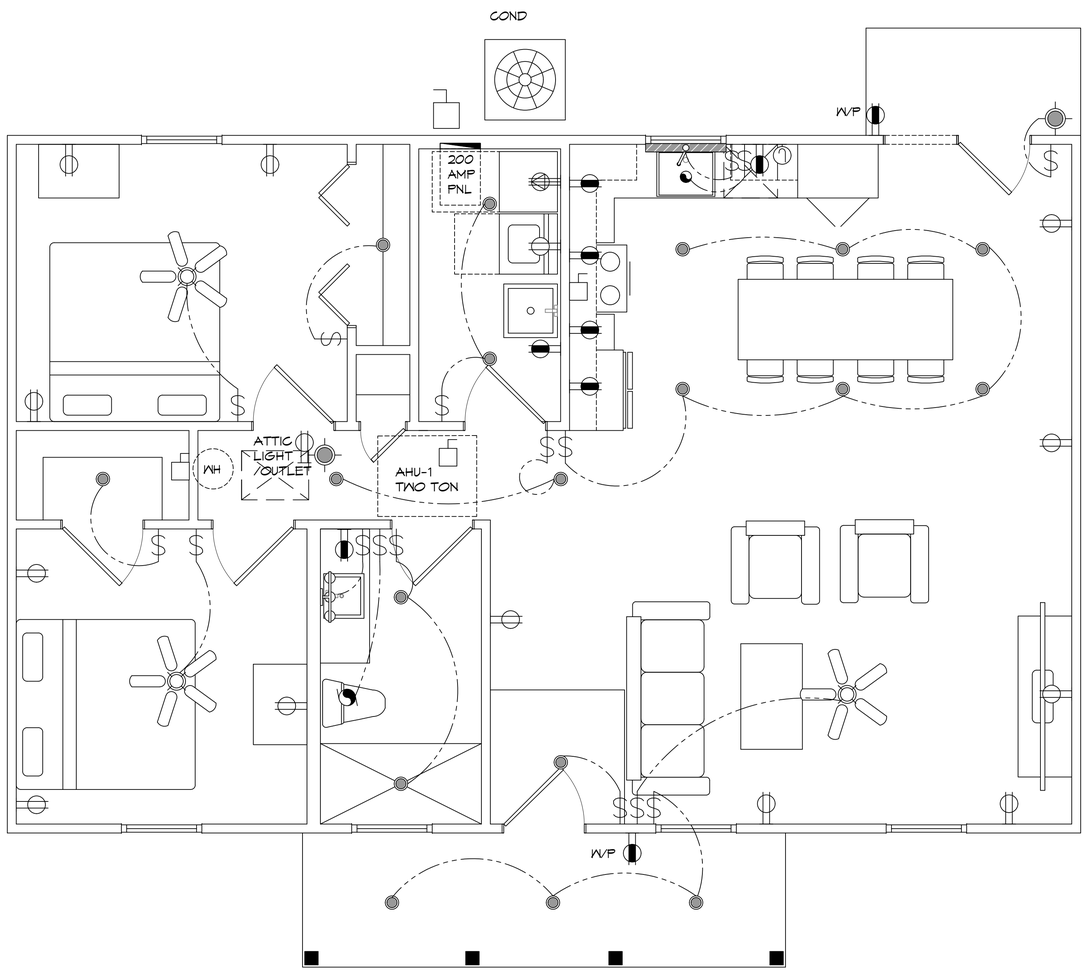

1 ELECTRICAL PLAN

SCALE: 3/8" = 1'-0"

THIS WORK SHALL MEET ALL ELECTRICAL CODES

1. 2020 NATIONAL ELECTRICAL CODE
2. NFPA 70
3. 2021 IECC ENERGY CODE

GENERAL POWER NOTES

1. MAIN FEED INTO HOUSE TO BE TRENCHED UNDERGROUND FROM SUPPLY POLE TO METER THEN MAIN DISCONNECT OUTSIDE.
2. ALL SMOKE DETECTORS TO BE ELECTRIC POWERED WITH BATTERY BACKUP AND WIRED TO SET ALL ALARMS OFF IF ONE IS TRIPPED.
3. ALL EXTERIOR, KITCHEN, AND BATH OUTLETS TO BE GROUND FAULT CIRCUIT INTERRUPT EQUIPPED AND ON A SEPARATE CIRCUIT.
4. ELECTRICAL DISCONNECTS ARE TO BE AT A/C UNIT, CONDENSING UNIT, AND WATER HEATER.
5. HEAT VENT LIGHTS ARE TO BE ON A SEPARATE CIRCUIT.
6. OUTLETS, INCLUDING PHONE AND CABLE, MAY BE ADDED OR CHANGED UPON OWNERS REQUEST.
7. ELECTRICAL CONTRACTOR TO VERIFY EQUIPMENT TYPE AND SIZE.
8. INSTALL LIGHTS IN ATTIC SPACE W/ SWITCH AT FOOT OF DISP. STAIRS
9. ELECTRICAL SERVICE TO BE A 42 CIRCUIT 225 AMP MAIN LOCATED IN THE HOUSE.
10. A SUB-PANEL MAY NEED TO BE ADDED FOR ENOUGH CIRCUITS.
11. HOUSE TO BE WIRED FOR A SECURITY SYSTEM.
12. ALL KITCHEN OUTLETS ARE TO BE GFI EXCEPT APPLIANCE OUTLETS NOT EASILY ACCESSIBLE.
13. ARC FAULT BREAKERS ARE TO BE USED IN ALL BEDROOMS.
14. IF GAS FIRED APPLIANCES ARE USED IN HOME, CARBON MONOXIDE ALARMS ARE NEEDED (IRC R315).

PRE-WIRE NOTES

1. TELEPHONE *ONE INCOMING LINE*
2. CABLE VISION *ONE OUTLET PER ROOM MINIMUM*
3. SECURITY SYSTEM: COORDINATE W/ OWNER
4. COORDINATE ELECTRICAL SYSTEM WITH MECHANICAL CONTRACTOR
5. ALL WIRING TO BE COPPER MIN. 12/2 W/ GROUND
6. VERIFY LOCATION OF FLOOR OUTLETS IN FAMILY ROOM
7. PROVIDE 110V OUTLET FOR GARAGE DISPOSAL UNDER KITCHEN SINK
8. PROVIDE 110V OUTLET FOR WHIRLPOOL TUB MOTOR UNDER WHIRLPOOL TUB IN MASTER BATH
9. PROVIDE 220V OUTLET FOR CLOTHES DRYER
10. COORDINATE SURROUND SYSTEM W/ OWNER

LIGHTING LEGEND

- RECESSED FIXTURE
- EXTERIOR LIGHT
- BATHROOM FIXTURE
- EXHAUST FAN
- CEILING FAN W/ LIGHT FIXTURE
- CM — CARBON MONOXIDE DETECTOR
- SD — SMOKE DETECTOR
- ONE WAY SWITCH

POWER LEGEND

- DUPLEX RECEPTACLE
- GFI DUPLEX RECEPTACLE
- WP — WEATHER-PROOF GFI DUPLEX RECEPTACLE
- 220v DRYER DUPLEX RECEPTACLE
- DISCONNECT
- M — MOTOR

DAMMON ENGINEERING, INC.
LOUISIANA & MISSISSIPPI
www.dammonengineering.com
info@dammonengineers.com
PH: 985.649.5832
Chief Engineer: Brian Mistich, PE
5545 Highway 190 East
Slidell, LA 70458

#	DESCRIPTION	REVISIONS	DATE

SEAL:

FIRST PENTECOSTAL
308 ROBERT BLVD
SLIDELL, LA. 70459

DATE:	02-20-2025
JOB No:	
DRAWN BY:	SCM
CHECKED BY:	CKD

THIS DRAWING IS PROPERTY OF DAMMON ENGINEERING, INC. AND MAY NOT BE REPRODUCED OR USED FOR OTHER PROJECTS WITHOUT WRITTEN CONSENT OF DAMMON ENGINEERING, INC. ANY REPRODUCTION OF THIS DRAWING WITHOUT WRITTEN CONSENT IS A VIOLATION OF THE LAW.

SHEET TITLE:
LIGHTING & POWER PLAN

DRAWING NUMBER:

E101

SHEET No: 11 of 2