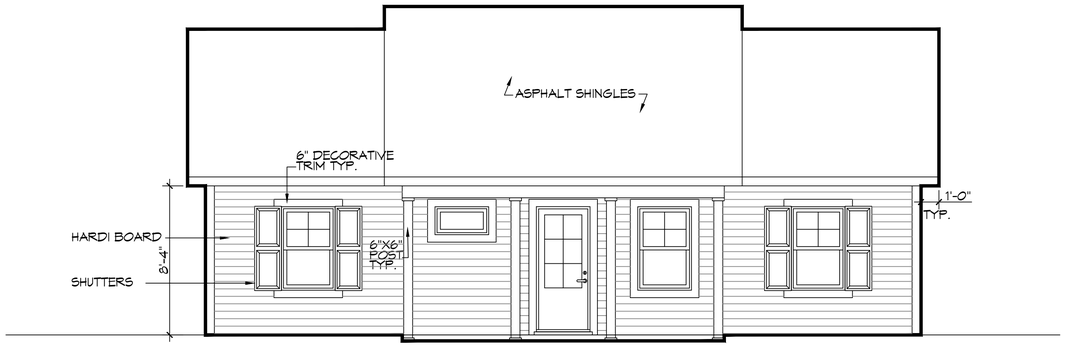

2 FRONT ELEVATION PLAN
SCALE: 1/4" = 1'-0"

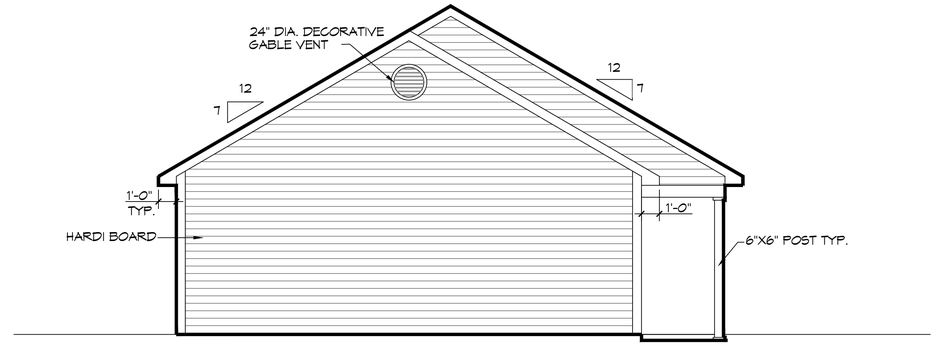

3 LEFT ELEVATION PLAN
SCALE: 1/4" = 1'-0"

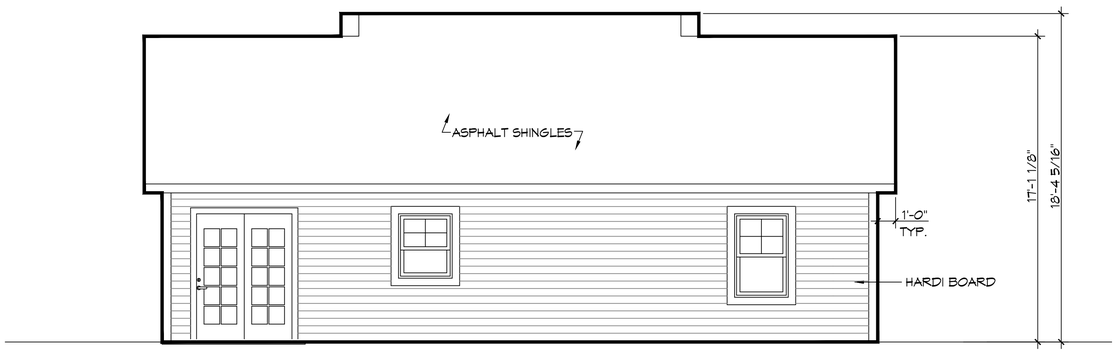

4 REAR ELEVATION PLAN
SCALE: 1/4" = 1'-0"

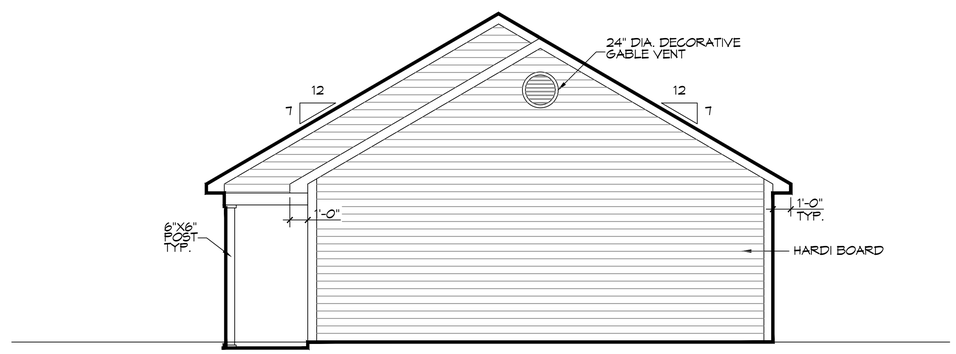

5 RIGHT ELEVATION PLAN
SCALE: 1/4" = 1'-0"

DAMMON ENGINEERING, INC.
LOUISIANA & MISSISSIPPI
www.dammonengineering.com
info@dammonengineering.com
PH: 985.649.5832
Chief Engineer: Brian Mistich, PE
554 Highway 190 East Service Road
Slidell, LA 70458

REVISIONS

#	DESCRIPTION	DATE

SEAL:

FIRST FRENTECOSTAL CHURCH
308 ROBERT BLVD
SLIDELL, LA. 70458

JOB No:	
DATE:	02-20-2025
DRAWN BY:	SCA
CHECKED BY:	CAD

All drawings, specifications, designs, plans, ideas, and information shown on this sheet are the property of Dammon Engineering, and are not to be used for any purpose other than the specific project for which they have been prepared and developed, and shall not be copied or used for any other project, nor shall they be used, copied or disclosed to others without written consent of Dammon Engineering. Dammon Engineering retains all rights to its intellectual property.

SHEET TITLE:
EXTERIOR ELEVATION PLAN

DRAWING NUMBER:
A102

SHEET No: 2 of 2